

DRAWING/MATERIAL ABBREVIATIONS

| | | | | |
|---|----------|-------------------------|------------|------------------------------|
| N | ACT | ACOUSTICAL CEILING TILE | LBS. | POUNDS |
| | ADJ. | AREA DRAIN | L.C.C. | LEAD COATED COPPER |
| | ADJ. | ADJACENT, ADJUSTABLE | LDR. | LEADER |
| | AHU | AIR HANDLING UNIT | LOC. | LOCATION |
| | ASL | ABOVE SEA LEVEL | LP. | LOW POINT |
| | A.F.F. | ABOVE FINISH FLOOR | LTL. | LITE |
| | A.G. | ABOVE GRADE | LTL. | MASONRY |
| | ALUM. | ALUMINUM | MAX. | MAXIMUM |
| | APPROX. | APPROXIMATE | M.D.F. | MEDIUM DENSITY FIBER BOARD |
| | ARCH | ARCHITECTURAL | MCH. | MECHANICAL |
| | Ø | AT | MFR. | MANUFACTURER |
| | BG | BELOW GRADE | MIN. | MINIMUM |
| M | BLDG. | BUILDING | MT. | METAL |
| | BLK. | BLOCK | M.O. | MASONRY OPENING |
| | BLKG. | BLOCKING | MRL | MACHINE-ROOMLESS |
| | B.W. | BENCHMARK | MTL. | METAL |
| | BSL | BELOW SEA LEVEL | MTD. | MOUNTED |
| | B.O. | BOTTOM OF | NA | NOT APPLICABLE |
| | BOT. | BOTTOM | N.I.C. | NOT IN CONTRACT |
| | BR. | BRICK | NOM. | NOMINAL |
| | CAB. | CABINET | N.T.S. | NOT TO SCALE |
| | C.D. | CEILING DIFFUSER | O.A. | OVERALL |
| | C.I.P. | CAST IN PLACE | O.C. | ON CENTER |
| | C.J. | CONTROL JOINT | O.D. | OUTSIDE DIAMETER |
| L | CL. | CENTER LINE | O.P. | OPPOSITE |
| | CLOS. | CLOSET | O.T.A. | OPEN TO ABOVE |
| | CLG. | CEILING | O.T.B. | OPEN TO BELOW |
| | CLR. | CLEAR | RES. | RESILIENT |
| | CMU | CONCRETE MASONRY UNIT | PERF. | PERFORATED |
| | COL. | COLUMN | PL. | PLATE |
| | CONST. | CONSTRUCTION | PL. | PLASTIC LAMINATE |
| | CONT. | CONTINUOUS | PLYWD. | PLYWOOD |
| | CONTR. | CONTRACTOR | PML. | PANEL |
| | CONC. | CONCRETE | P.T. | PRESSURE TREATED |
| | C.R. | CEILING REGISTER | P OR PTD. | PAINT, PAINTED |
| | C.T. | CERAMIC TILE | RISER | RISER |
| K | CUST. | CUSTOM | R.C.P. | REFLECTED CEILING PLAN |
| | D.F. | DRINKING FOUNTAIN | RD | ROOF DRAIN |
| | DIAM. | DIAMETER | RECESSED | RECESSED |
| | DIM. | DIMENSION | REF. | REFERENCE, REFER TO |
| | DISP. | DISPENSER | REQD. | REQUIRED |
| | DN. | DOWN | RESILIENT | RESILIENT |
| | D.O.B. | DEPARTMENT OF BUILDINGS | REST. | RESTORED |
| | DP | DAMPPOOFING | RET. | RETURN |
| | DTL. | DETAIL | RM. | ROOM |
| | DWG. | DRAWING | R.O. | ROUGH OPENING |
| | EA. | EACH | RVL. | REVEAL |
| | ELEC. | ELECTRIC, ELECTRICAL | SB. | SAND BLASTED |
| J | ELEV. | ELEVATION, ELEVATOR | SCH. | SCHEDULE |
| | EQ. | EQUAL | SEC. | SECTION |
| | EQUIP. | EQUIPMENT | SEP. | SEPARATE |
| | EXP. | EXISTING | SH. | SIMILAR |
| | EXHAUST | EXHAUST | SIM. | SIMILAR |
| | EXP. JT. | EXPANDED CONSTRUCTION | SSG. | STRUCTURAL SILICONE GLAZED |
| | EXT. | EXTERIOR | STD. | STANDARD |
| | F.D. | FLOOR DRAIN | STL. | STEEL |
| | F.D. | FLOOR DRAIN | STN. | STONE |
| | F.D. | FLOOR DRAIN | STOR. | STORAGE |
| | F.F.F. | FINISHED FLOOR | STR. | STRUCTURAL |
| | FIN. | FINISH, FINISHED | STL. | STAINLESS STEEL |
| | FIXT. | FIXTURE | SUSP. | SUSPENDED |
| I | FL. | FLOOR | SYN. | SYNTHETIC |
| | FLSHG. | FLASHING | T | TREAD |
| | F.O.B. | FACE OF BRICK/BLOCK | T.B.D. | TO BE DETERMINED |
| | F.O.W. | FACE OF WALL | TCSS | TERNE COATED STAINLESS STEEL |
| | FLUR. | FLOURESCENT | TD | TRENCH DRAIN |
| | FTG. | FOOTING | TEL. | TELEPHONE |
| | GA. | GAUGE | TEMP. | TEMPERED |
| | GALZ. | GALVANIZED | TG | TRANSFER GRILLE |
| | GFCU | GROUND FACE CMU | T&G | TONGUE & GROOVE |
| | GL. | GLASS | THERM. | THERMOSTAT |
| | GL. BRK. | GLAZED BRICK | THK. | THICKNESS |
| | GR. | GRADE | T.O. | TOP OF |
| H | GRV. | GYPSUM WALL BOARD | T.O.S. | TOP OF SLAB |
| | HWDR. | HARDWARE | T.W.S. | TENSION WIRE GRID |
| | HWOD. | HARDWOOD | TYP. | TYPICAL |
| | H.W. | HOLLOW METAL | U.N.O. | UNLESS NOTED OTHERWISE |
| | HSS | HOLLOW SECTION STEEL | V.B. | VAPOR BARRIER |
| | H.P. | HIGH POINT | VEN. | VEENER |
| | I.D. | INSIDE DIAMETER | V.I.F. | VERIFY IN FIELD |
| | INSUL. | INSULATION | V.R.W. | VAPOR RETARDANT MEMBRANE |
| | INT. | INTERIOR | W.C. | WATER CLOSET |
| | JT. | JOINT | WD. | WOOD |
| | LAV. | LAVATORY | WDW | WINDOW |
| | | | WORK POINT | WORK POINT |
| G | | | W.R. | WATER RESISTANT |

MATERIAL LEGEND

| | | | |
|--|------------------|--|----------------------|
| | WOOD CONTINUOUS | | FIRE PROOFING |
| | WOOD BLOCKING | | NEOPRENE |
| | WOOD FINISH | | RIGID INSULATION |
| | PLYWOOD | | BATT INSULATION |
| | HARD BOARD | | STEEL |
| | GYPSUM BOARD | | ALUMINUM |
| | BRICK VENEER | | FIRESTOPPING |
| | PRECAST CONCRETE | | MORTAR |
| | CMU | | SHEET METAL |
| | CONCRETE | | HOLLOW METAL |
| | GRAVEL | | GLAZING |
| | SAND | | CARPET |
| | EARTH | | METAL LATH & PLASTER |

KEY AND SYMBOL LEGEND

| | |
|--|---|
| | NORTH ARROW |
| | DRAWING IDENTIFICATION |
| | DRAWING TITLE |
| | SHEET IDENTIFICATION |
| | DIRECTION VIEWED |
| | EXTERIOR ELEVATION |
| | SECTION KEY |
| | DETAIL SECTION KEY |
| | DETAIL KEY |
| | INTERIOR & EXTERIOR ELEVATION KEY |
| | GRID/COLUMN LINE |
| | ELEVATION IDENTIFICATION |
| | FINISH ELEVATION |
| | PARTITION TYPE |
| | CENTER LINE |
| | WINDOW TAG |
| | DOOR TAG |
| | REVISION KEY |
| | LINE ABOVE OR BEYOND |
| | ROOM TAG |
| | MATERIAL TAG |
| | SLAB ELEVATION DIFFERENCE |
| | SPOT ELEVATION |
| | MATCH LINE |
| | KEYNOTE |
| | WALL TYPE |
| | DIMENSION TYPICAL TO FACE OF STUD, C OF OPENING |
| DIMENSIONS ARE GIVEN TO FACE OF STUD, U.N.O. | |

GENERAL NOTES

1. GENERAL NOTES
 - A. ALL WORK TO CONFORM TO THE GOVERNING JURISDICTION AND THE CONTRACT DOCUMENTS. CODE SHALL ALWAYS TAKE PRECEDENCE.
 - B. THIS SET OF DRAWINGS, TOGETHER WITH THE SPECIFICATIONS, CONSTITUTES THE COMPLETE DOCUMENT BY WHICH THE WORK IS TO BE CARRIED OUT. IN CASE OF CONFLICT BETWEEN THE DRAWINGS AND SPECIFICATIONS, THE SPECIFICATIONS SHALL PREVAIL UNLESS OTHERWISE ADVISED IN WRITING BY CONSTRUCTION MANAGER OR ARCHITECT.
 - C. WHERE ONLY PART OF THE WORK IS INDICATED SIMILAR PARTS SHALL BE CONSIDERED REPETITIONS. WHERE ANY DETAIL IS SHOWN AND THE COMPONENTS ARE DESCRIBED ELSEWHERE SIMILAR DETAILS SHALL BE CONSTRUCTED AS DESCRIBED IN ORIGINAL DETAIL. IF CONSTRUCTION ON DOCUMENT DRAWINGS ARE NOT CONSISTENT WITH SPECIFICATION VERIFY WITH THE ARCHITECT FOR CLARIFICATION.
 - D. DRAWINGS ARE GENERIC IN NATURE. CONTRACTOR SHALL FULLY COORDINATE ALL ASPECTS OF THE WORK TO BE PERFORMED. DETAILS ARE NOT INTENDED TO SHOW METHOD, MANNER, AND SEQUENCE OF ACCOMPLISHING THE WORK.
 - E. ALL MATERIALS AND EQUIPMENT NOTED ON DRAWINGS ARE NEW UNLESS INDICATED AS EXISTING.
 - F. SHOULD A CONFLICT BE DISCOVERED WITHIN THE CONTRACT DOCUMENTS, THE CONTRACTOR SHALL BE DEEMED TO HAVE INCLUDED IN HIS BID THE HIGHEST QUALITY WAY OF PERFORMING THE WORK UNLESS HE HAS REQUESTED AND OBTAINED A DECISION IN WRITING FROM THE ARCHITECT.
 - G. IF, DURING THE PERFORMANCE OF THE WORK, THE CONTRACTOR FINDS A CONFLICT, ERROR, OR DISCREPANCY IN THE CONTRACT DOCUMENTS, THE CONTRACTOR SHALL SO REPORT TO THE CONSTRUCTION MANAGER & ARCHITECT IN WRITING AT ONCE, BEFORE PROCEEDING WITH THE WORK AFFECTED THEREBY, THE CONTRACTOR SHALL OBTAIN A WRITTEN INTERPRETATION OR CLARIFICATION FROM THE CONSTRUCTION MANAGER & ARCHITECT. WORK DONE BEFORE THE CONSTRUCTION MANAGER & ARCHITECT RENDERS HIS DECISION IS AT THE CONTRACTOR'S SOLE RISK.
 - H. THE CONTRACTOR SHALL THOROUGHLY INSPECT THE SITE TO VERIFY THE EXISTING CONDITIONS AS DEPICTED ON THE DRAWINGS. THE CONTRACTOR SHALL NOTIFY THE CONSTRUCTION MANAGER & ARCHITECT IMMEDIATELY IF OBSERVED CONDITIONS DIFFER SUBSTANTIALLY FROM THE PLAN.
 - I. NO CHANGES SHALL BE MADE TO THE DESIGN OR LAYOUT WITHOUT THE WRITTEN APPROVAL OF THE ARCHITECT. WORK SHALL BE CONSTRUCTED AS DIMENSIONED ON THE PLANS.
 - J. FIELD ENGINEERING BY CONTRACTOR, PROVIDE ALL SURVEY WORK EQUIPMENT FOR HORIZONTAL AND VERTICAL LOCATION OF WORK IN THIS PROJECT.
 - K. THE CONTRACTOR SHALL SUPPLY ALL LABOR, TOOLS & MATERIALS AND EQUIPMENT NECESSARY TO COMPLETE THE WORK AS CALLED FOR ON THE DRAWINGS AND SPECIFICATIONS.
 - L. THE CONTRACTOR SHALL LAY OUT HIS OWN WORK AND SHALL PROVIDE ALL DIMENSIONS REQUIRED FOR OTHER TRADES (PLUMBING, ELECTRICAL, ETC.).
 - M. THE CONTRACTOR SHALL DO ALL CUTTING, PATCHING, REPAIRING AS REQUIRED TO PERFORM ALL OF THE WORK INDICATED ON THE DRAWINGS AND ALL OTHER WORK THAT MAY BE REQUIRED TO COMPLETE THE WORK.
 - N. THE CONTRACTOR SHALL BE RESPONSIBLE FOR HIS WORK, FOR THE COORDINATION BETWEEN HIS RESPECTIVE SUBCONTRACTORS AND THEIR PORTION OF WORK, AND ANY OF THE OWNER'S CONTRACTORS OR SUBCONTRACTORS.
 - O. THE CONTRACTOR IS REQUIRED TO PATCH AND REPAIR ALL ADJACENT WALLS AND SURFACES AT SITE, DAMAGED DURING CONSTRUCTION OR AS A RESULT OF DERIS REMOVAL.
 - P. THE CONTRACTOR SHALL BE RESPONSIBLE FOR THE PROTECTION OF ALL CONDITIONS AND MATERIALS WITHIN THE PROPOSED CONSTRUCTION AREA. THE CONTRACTOR SHALL DESIGN AND INSTALL ADEQUATE SHORING AND BRACING FOR ALL STRUCTURAL OR REMOVAL TASKS. THE CONTRACTOR SHALL HAVE SOLE RESPONSIBILITY FOR ANY DAMAGE OR INJURIES CAUSED BY OR DURING THE EXECUTION OF THE WORK.
 - Q. ALL PIPING AND WIRING SHALL BE REMOVED TO A POINT OF CONCEALMENT AND SHALL BE PROPERLY CAPPED OR PLUGGED.
 - R. THE CONTRACTOR SHALL PROTECT ALL ADJACENT EXISTING ELEMENTS TO REMAIN.

2. CODES

- A. ALL CONSTRUCTION SHALL COMPLY WITH THE APPLICABLE CODES AS ADAPTED BY THE REGIONAL, STATE, AND NATIONAL AUTHORITIES HAVING JURISDICTION.
- B. BEFORE COMMENCING WORK, THE CONTRACTOR SHALL FILE ALL REQUIRED CERTIFICATES OF INSURANCE WITH THE LOCAL AUTHORITIES, OBTAIN ALL REQUIRED PERMITS, AND PAY ALL FEES REQUIRED BY GOVERNING AGENCIES.
- C. THE CONTRACTOR SHALL COORDINATE ALL WORK PROCEDURES WITH REQUIREMENTS OF LOCAL AUTHORITIES AND BUILDING MANAGEMENT.
- D. PLUMBING AND ELECTRICAL WORK SHALL BE PERFORMED BY PERSONS LICENSED IN THEIR TRADES, WHO SHALL ARRANGE FOR AND OBTAIN INSPECTIONS AND REQUIRED SIGN-OFFS.
- E. THE CONTRACTOR, UPON COMPLETION OF THE WORK, SHALL ARRANGE FOR GOVERNING AGENCIES' INSPECTIONS AND SIGNOFFS AS REQUIRED.
- F. SIDEWALK AND CURB CONSTRUCTION SHALL CONFORM TO THE DEPARTMENT OF HIGHWAYS AND DEPARTMENT OF TRANSPORTATION REGULATIONS (DOT).
- G. THE CONTRACTOR IS RESPONSIBLE FOR OBTAINING ALL INSPECTIONS AND FINAL APPROVALS FROM ALL GOVERNING AGENCIES, INCLUDING BUT NOT LIMITED TO THE CERTIFICATE OF OCCUPANCY.
- H. SPECIAL INSPECTION ITEMS: ALL MATERIALS DESIGNATED FOR SPECIAL INSPECTION SHALL BE INSPECTED AND TESTED TO VERIFY COMPLIANCE WITH CODE REQUIREMENTS, UNLESS OTHERWISE SPECIFICALLY APPROVED BY CODE PROVISIONS. ALL REQUIRED INSPECTIONS AND TESTS OF MATERIALS SHALL BE MADE AND BE FILED WITH THE GOVERNING AGENCIES.
- I. LIFE SAFETY PATH OF EGRESS FROM FLOOR LEVEL TO EXTERIOR IS INDICATED ON SHEETS G-003.
- J. ACCESSIBILITY COMPLIANCE DETAILS SHALL BE APPLIED WHEREVER APPLICABLE, WHETHER OR NOT REFERENCED ON THE PLANS.
- K. HAZARDOUS MATERIALS MAY BE ENCOUNTERED DURING CONSTRUCTION OPERATIONS, INCLUDING ASBESTOS AND LEAD. COMPLY WITH ALL APPLICABLE REGULATIONS, LAWS, AND ORDINANCES CONCERNING THE REMOVAL, HANDLING, AND PROTECTION AGAINST EXPOSURE OR ENVIRONMENTAL POLLUTION.

3. COORDINATION AND VERIFICATION

- A. THE DRAWINGS ARE DIVIDED INTO SEPARATE SHEETS AND THE PROJECT SPECIFICATION INTO SEPARATE SECTIONS FOR GENERAL CONVENIENCE ONLY. SHEET DESIGNATION OR NUMBERS SHALL NOT BE CONSIDERED TO LIMIT AREAS OF WORK, RESPONSIBILITY OR TRADES. COORDINATE THE WORK SHOWN ON THE DRAWINGS AND IN THE PROJECT SPECIFICATION IN ORDER TO COMPLETE THE PROJECT AS DESIGNED.
- B. THE CONTRACTOR SHALL, PRIOR TO, AND PREPARE WORK FOR, EQUIPMENT OF OTHERS AND COORDINATE WORK ON THIS CONTRACT WITH ITEMS OR WORK NOT IN CONTRACT (N.I.C.) OR WORK FURNISHED BY OTHERS.
- C. LOCATIONS AND SIZES OF MECHANICAL, ELECTRICAL, AND PLUMBING EQUIPMENT ARE BASED ON AVAILABLE INFORMATION. PROVIDE AND COORDINATE THE EXACT DIMENSIONS, SIZES AND POSITIONS.
- D. PROVIDE AND COORDINATE THE EXACT DIMENSIONS, SIZES AND POSITIONS OF OPENINGS IN SLABS AND WALLS NECESSARY FOR THE INSTALLATION OF THE WORK. SEE EDGE OF SLAB DRAWINGS IN ARCHITECTURAL SERIES.
- E. QUANTITIES INDICATED ON THE DRAWINGS ARE APPROXIMATE. CONTRACTOR SHALL VERIFY QUANTITIES AND INCLUDE ACCURATE QUANTITIES AS PART OF THE WORK.
- F. COORDINATE THE WORK OF ALL TRADES WITHIN THE SAME AREA. CRITICAL AREAS ARE TYPICALLY THOSE WHICH MAY BE CONGESTED, INCLUDING, BUT NOT LIMITED TO, AREAS ABOVE THE CEILING, BELOW GRADE, ELECTRICAL ROOMS, MECHANICAL ROOMS, CORRIDORS, AND SHAFTS.
- G. BEFORE BEGINNING WORK REQUIRING MULTI-TRADE COORDINATION, CONTRACTOR SHALL PREPARE COORDINATION DRAWINGS FOR REVIEW. THESE DRAWINGS SHALL DEPICT THE ACTUAL CONDITIONS, INCLUDING ALL ELEMENTS, FOR A COMPLETE INSTALLATION, INCLUDING ALL PERTINENT TRADES.

4. UTILITIES AND SITE DEMOLITION

- A. THE CONTRACTOR SHALL BE HELD RESPONSIBLE FOR LOCATION AND PROTECTION OF ALL EXISTING UTILITY LINES.
- B. THE DRAWINGS SHOW DIAGRAMMATICALLY THE APPROXIMATE LOCATION OF UNDERGROUND UTILITIES WHERE INFORMATION IS AVAILABLE, BUT THE DRAWINGS MAY NOT BE EXACT AS TO THE QUANTITY, EXTENT, OR LOCATION. CONTRACTOR SHALL POLOTH TO LOCATE EXISTING UTILITIES PRIOR TO START OF DIGGING, TRENCHING, OR ANY TYPE OFFSITE EXCAVATION.
- C. THE CONTRACTOR SHALL MAINTAIN UTILITIES TO EXISTING ADJACENT BUILDINGS OR PROVIDE TEMPORARY SERVICE CONNECTIONS.

5. DIMENSIONS AND LAYOUT

- A. DO NOT SCALE DRAWINGS.
- B. ELEVATIONS AND VERTICAL DIMENSIONS ON ARCHITECTURAL DRAWINGS ARE TO TOP OF FINISH CONCRETE SLAB, EXCEPT FOR DEPRESSED SLAB AREAS FOR FLOOR TILE WHERE ELEVATION HEIGHTS ARE TO FACE OF FINISH MATERIAL. DIMENSIONS ARE GIVEN TO FACE OF STUD, UNLESS NOTED OTHERWISE BY FOLLOWING:
 1. COLUMN CENTER LINE - COL
 2. CENTER LINE OF STUD - STD
 3. FACE OF CONCRETE - F.O.C.
- C. TO MAINTAIN PROPER ALIGNMENT OF FINISH FACE OF ADJACENT WALL TYPES, DIMENSIONS ARE SHOWN ONLY ONCE ON PLAN IN THE FOLLOWING PRIORITY:
 1. STRUCTURAL DRAWINGS
 2. DETAIL PLANS AND SECTIONS
 3. FLOOR PLANS
- D. AT DOOR JAMB CONDITIONS, WALLS PERPENDICULAR TO DOOR OPENINGS ARE POSITIONED BY THE TYPICAL STANDARD DIMENSION ON THE DETAIL UNLESS OTHERWISE LOCATED BY FLOOR PLAN DIMENSION OR DETAIL.

6. FIRE PROTECTION

- A. FIRE PROTECTION SYSTEM: THE SYSTEM INDICATED IN THESE DRAWINGS SHALL BE USED FOR BIDDING PURPOSES ONLY. IT SHALL NOT BE USED FOR CONSTRUCTION. THE DRAWINGS INDICATE SPRINKLER HEAD LOCATIONS IN ARCHITECTURAL FINISH. CEILING AREAS ONLY. CONTRACTOR TO PROVIDE A COMPLETE CODE COMPLIANT LIFE SAFETY SYSTEM SHOP DRAWING SHALL BE SUBMITTED TO THE AUTHORITY HAVING JURISDICTION FOR APPROVAL DRAWINGS SHALL BE STAMPED AND/OR SIGNED BY A LICENSED PROFESSIONAL AS REQUIRED.
- B. FIRE DETECTION AND ALARM SYSTEM:
- C. THE SYSTEM INDICATED IN THESE DRAWINGS SHALL BE USED FOR BIDDING PURPOSES ONLY. IT SHALL NOT BE USED FOR CONSTRUCTION. SYSTEM SHOP DRAWINGS SHALL BE SUBMITTED TO THE STATE FIRE MARSHAL FOR APPROVAL PRIOR TO INSTALLATION.
- D. THE FIRE SPRINKLER/FIRE HYDRANT UNDERGROUND PIPING SYSTEM INDICATED IN THESE DRAWINGS SHALL BE USED FOR BIDDING PURPOSES ONLY. IT SHALL NOT BE USED FOR CONSTRUCTION. FIRE SPRINKLER/FIRE HYDRANT UNDERGROUND PIPING SHOP DRAWINGS SHALL BE SUBMITTED TO THE AUTHORITY HAVING JURISDICTION FOR APPROVAL PRIOR TO INSTALLATION. DRAWINGS SHALL BE STAMPED AND/OR SIGNED BY A LICENSED PROFESSIONAL AS REQUIRED.
- E. FIRE HYDRANT AND WATER MAINS: ALL FIRE HYDRANTS MUST BE INSTALLED, TESTED, FLUSHED, PAINTED, AND PLACED INTO SERVICE PRIOR TO ANY COMBUSTIBLE MATERIALS BEING BROUGHT ONTO THE PROJECT SITE.

7. FIRE RATED ASSEMBLIES

- A. REFER TO LIFE SAFETY DRAWINGS FOR LOCATION AND EXTENT OF FIRE RATED ASSEMBLIES.
 - B. FIRE RESISTANCE RATINGS PER IBC TABLE 601.
 - C. FIRE RATED ASSEMBLIES TO BE APPROVED BY UL OR ANOTHER TESTING AND INSPECTION AGENCY ACCEPTABLE TO AUTHORITIES HAVING JURISDICTION FOR USE IN INDICATED FIRE RATED DESIGNS.
 - D. REFER TO A-300 DRAWINGS FOR UL ASSEMBLIES AT FIRE RATED EXTERIOR WALLS.
 - E. REFER TO A-801 FOR UL ASSEMBLIES AT FIRE RATED INTERIOR PARTITIONS.
 - F. AUXILIARY MATERIALS TO BE COMPATIBLE WITH FIREPROOFING AND SUBSTRATES AND APPROVED BY UL OR ANOTHER TESTING AND INSPECTION AGENCY.
 - G. ACCEPTABLE TO AUTHORITIES HAVING JURISDICTION FOR USE IN INDICATED FIRE RATED DESIGNS.
 - H. ALL FIREPROOFING DAMAGED BY OTHER WORK TO BE REPAIRED BEFORE CONCEALING IT WITH OTHER CONSTRUCTION.
8. PENETRATION OF RATED ASSEMBLIES
- A. MECHANICAL DUCTS, ETC. PENETRATING FIRE-RATED CEILINGS AND FIRE WALLS SHALL BE CORRESPONDINGLY RATED OR DAMPERED. CABINETS, ELECTRICAL PANELS, LIGHTS, ETC. RECESSED INTO FIRE-RATED WALLS OR CEILINGS SHALL BE BACKED WITH CORRESPONDING FIRE-RESISTIVE CONSTRUCTION AS REQUIRED TO MAINTAIN THE INTEGRITY OF THE FIRE PROTECTION.
 - B. FIRE RESISTIVE ASSEMBLIES FOR PROTECTION OF OPENINGS SHALL COMPLY WITH CODE OF JURISDICTION.
 - C. PENETRATIONS OF FIRE RATED ASSEMBLIES WHICH REQUIRE OPENING PROTECTION SHALL BE FIRE STOPPED. FIRE STOPPING SHALL BE IDENTICAL TO AN APPROVED UNDERWRITER'S LABORATORIES (UL) LISTED ASSEMBLY.
 - D. PENETRATIONS MUST ALSO CONSIST OF APPROVED MATERIALS FOR THROUGH-WALL PENETRATIONS FIRE STOP SYSTEMS AS PRESCRIBED IN UBC STANDARD 7-5 FIRE RATING FOR FIRE STOP SYSTEMS SHALL BE EQUAL TO THE ASSEMBLY PENETRATED.

9. LIGHT FIXTURES AND RECEPTACLES

- A. ALL BACK OF HOUSE AND EXPOSED CEILING AREAS WILL HAVE LIGHT FIXTURES LOCATED AS PER ELECTRICAL DRAWINGS.
- B. ELECTRICAL RECEPTACLES WHERE IMPORTANT TO DESIGN ARE LOCATED ON ARCHITECTURAL FLOOR PLANS AND/OR INTERIOR ELEVATIONS.

PROJECT NOTES

1. REFER TO MECHANICAL, ELECTRICAL AND PLUMBING DRAWINGS FOR ADDITIONAL PARTITION, EXTERIOR WALL, ROOF OPENINGS AND WALL OPENINGS.
2. REFER TO EQUIPMENT MANUFACTURERS INSTALLATION INSTRUCTIONS AND SHOP DRAWINGS FOR PART DIMENSIONS AND LAYOUTS OF PITS, TRENCHES, CURBS, SUPPORTS, BLOCKING, HOUSEKEEPING PADS AND OTHER CONSTRUCTION ASSOCIATED WITH MEP EQUIPMENT.
3. VERIFY DIMENSIONS IN THE FIELD AS REQUIRED TO COORDINATE THE WORK.
4. REFER TO CIVIL DRAWINGS FOR GRADE ELEVATIONS AT BUILDING LINE.
5. OR EXTERIOR MATERIAL INDEX, REFER TO A3 SERIES DRAWINGS.
6. FOR INTERIOR FINISHES, REFER TO SHEET A832.
7. FOR CEILING FINISHES AND HEIGHTS, REFER TO RCP'S ON A-100 SERIES DRAWINGS.
8. AT ALL OUTLET BOXES, CONDUIT, PIPE AND OTHER PENETRATIONS OF EXTERIOR WALL, SEAL OR OTHERWISE MAINTAIN CONTINUITY OF AIR BARRIER AND PROVIDE SEALANT AT OUTER WALL LAYER.
9. SEAL EVERY OPEN JOINT, U.O.I. WITH SCHEDULED SEALANT.
10. WHERE A DETAIL IS INDICATED AS "TYPICAL", PROVIDE THE WORK INDICATED IN THE DETAIL AT ALL SIMILAR OR APPLICABLE LOCATIONS.
11. ENSURE FIRE CAULK AND STOP ALL PENETRATIONS THROUGH FIRE RATED WALL, FLOOR, AND CEILING ASSEMBLIES.

DIMENSIONING STANDARDS

EXTERIOR DIMENSIONS

1. REFER TO 1/4" FLOOR PLANS IN A-100 SERIES FOR OVERALL BUILDING DIMENSIONS AND DIMENSION POINTS TO MAJOR CONSTRUCTION TRANSITIONS OR OTHER PRIMARY ELEMENTS. IN SOME CASES ADDITIONAL DIMENSIONS MAY BE PROVIDED WHERE A TYPICAL CONDITION OCCURS, OR WHERE THERE IS NO ENLARGED PLAN PROVIDED.
2. REFER TO 1/2" ENLARGED PLANS IN A-300 SERIES FOR EXTERIOR PLAN DIMENSIONS NOT INCLUDED ON THE 1/8" PLANS. 1/2" ENLARGED PLAN LOCATIONS ARE TYPICALLY REFERENCED FROM 1/2" ENLARGED ELEVATIONS AND NOT THE 1/4" BUILDING PLANS.
3. BUILDING FLOOR HEIGHT ELEVATIONS INDICATED IN PLAN, SECTION AND ELEVATION ARE BASED ON HEIGHT ABOVE SEA LEVEL, AS REFERENCED BY CIVIL DRAWINGS.
4. REFER TO 1/4" ROOF PLAN IN FOR TOP OF ROOF (T.O. ROOF) HEIGHT CONSTRUCTION. REFER TO FLOOR PLANS FOR LOWER ROOFS.
5. REFER TO 3/4" WALL SECTIONS IN A-300 SERIES FOR SECTION DIMENSION POINTS.
6. REFER TO DETAILS IN A-400 SERIES FOR PLAN AND SECTION DETAIL DIMENSIONS.

INTERIOR DIMENSIONS

1. DO NOT SCALE DRAWINGS FOR DIMENSIONAL INFORMATION; ALL ELEMENTS ON THE DRAWINGS MAY NOT BE TO THE EXACT SCALE. ALL DIMENSIONS REQUIRED ARE SHOWN OR MAY BE DERIVED FROM THOSE SHOWN ON THE FLOOR PLANS, DETAIL PLANS, ELEVATIONS, SECTIONS, DETAILS, SCHEDULES AND SPECIFICATIONS.
2. FOR ADDITIONAL DIMENSIONAL INFORMATION TO ARCHITECTURAL DOCUMENTS, SEE STRUCTURAL, MECHANICAL, ELECTRICAL AND PLUMBING DOCUMENTS.
3. REFER TO SYMBOLS ON THIS SHEET FOR ILLUSTRATIONS USED TO INDICATE "FACE OF" OR "CENTERLINE" DIMENSIONS.
4. EXCEPT WHERE SPECIFICALLY NOTED TO THE CONTRARY, ALL THE INTERIOR RELATED DIMENSIONS SHOWN ON THE ARCHITECTURAL DRAWINGS CONFORM TO THE FOLLOWING CONVENTIONS:
 - A. METAL STUD AND CMU PARTITIONS AT GRID LINES ARE LOCATED WITH THE CENTERLINE OF THE PARTITION ASSEMBLY AT THE GRID CENTERLINE, UNLESS NOTED OTHERWISE.
 - B. DIMENSIONS SHOWN AND/OR NOTED TO THE CENTERLINE ARE MEASURED TO THE CENTERLINE OF DOORS, WINDOWS, OR OTHER FEATURES INDICATED.
 - C. DIMENSIONS UTILIZING THE "FACE OF" SYMBOL ARE MEASURED TO THE FACE OF PARTITION ASSEMBLY AS DEFINED BY THE PARTITION SCHEDULE, EXCLUSIVE OF APPLIED FINISHES HAVING THICKNESS WHICH MAY BE ADDED TO SUCH WALLS, I.E. CERAMIC TILE, ETC. EXCEPT AS FOLLOWS:
 - D. WHERE "CLEAR" DIMENSIONS ARE SPECIFICALLY NOTED, THE DIMENSION INDICATED IS THE MINIMUM DIMENSION MEASURED TO FINISH FACES AT THE MOST CONSTRICTED POINTS WHERE THE DIMENSION IS SHOWN.
 - E. AT ELEVATOR AND MECHANICAL SHAFTS, ALIGN THE INSIDE FACE OF THE SHAFT WALL ASSEMBLIES WITH THE INSIDE SLAB OPENINGS, PROVIDING CLEAR DIMENSIONS WHERE INDICATED.
 - F. REFER TO SHEET A-801 FOR TYPICAL MOUNTING HEIGHTS.
 - G. WHERE WALLS AND/OR PARTITIONS OF UNEQUAL THICKNESS ABUT, ALIGN EXPOSED FACES, U.N.O.
 - H. DOOR JAMB OPENINGS TO BE MEASURED 4" FROM EDGE OF WALL OPENING TO FACE OF ADJACENT PERPENDICULAR WALL, U.N.O.

NOTES

Approved Construction Plan

Name Date

Planning _____

Traffic _____

Fire _____

PROJECT INFORMATION

NORTH WATERFRONT PARK
10 COWAN STREET
WILMINGTON, NORTH CAROLINA

CITY OF WILMINGTON
Community Services Department
P.O. Box 1810, Wilmington, North Carolina 28402
City of Wilmington Project Code 3CPK1800

Landscape Architecture = L
HARGREAVES JONES
160 Varick Street, Suite 204, New York, NY 10014
www.hargreavesjones.com
NC License #C-513

Architecture = A
SAGE & COOMBE ARCHITECTS
12-15 Vesey Street, 5th Floor, New York, NY 10013
www.sageandcoombe.com

Acoustic/Theater/AV = AT
OAP, P.C.
77 Water Street, New York NY 10015
www.oap.com

Civil Engineering = C
Structural Engineering = S
Geotechnical Engineering = G
STEWART
223 S. West Street, Suite 1100, Raleigh, NC 27603
www.stewartinc.com
NC License #C-1051

Environmental Engineering = EE
SOIL & ENVIRONMENTAL CONSULTANTS, PA
8412 Falls of Neuse Road, Suite 104, Raleigh, NC 27615
www.sandec.com
EAGLE RESOURCES
215 West Moore Street, Southport, NC 28461
www.eagleresources.com

Irrigation = I
CLARK IRRIGATION DESIGN & CONSULTING, INC
P.O. Box 693, Lenoir, GA 30553
www.clarkirrigationdesign.com

Landscape Soil = LS
LANDIS, PLLC
3808 Bentley Brook Dr. Raleigh, NC 2761 2
www.landispllc.com

Mechanical Engineering = M
Electrical Engineering = E
Plumbing Engineering = P
Fire Protection = FF
CHEATHAM & ASSOCIATES, PA
3412 Enterprise Drive, Wilmington NC 28405
www.chathamga.com
NC License #C-1073

Marine Structural Engineering = SM
ANDREW CONSULTING ENGINEERS
3811 Peachtree Avenue, Suite 300, Wilmington, NC 28403
www.andrewengineers.com

Water Fountain Design = WF
DELTA FOUNTAINS
11494 Columbia Park Dr. W., Suite 4, Jacksonville, FL 32258
www.deltafountains.com

Lighting Design = EL
LILLITSON DESIGN ASSOCIATES
40 Worth Street, Room 703, New York NY 10013
www.lillitsondesign.com

SEAL/SIGNATURE

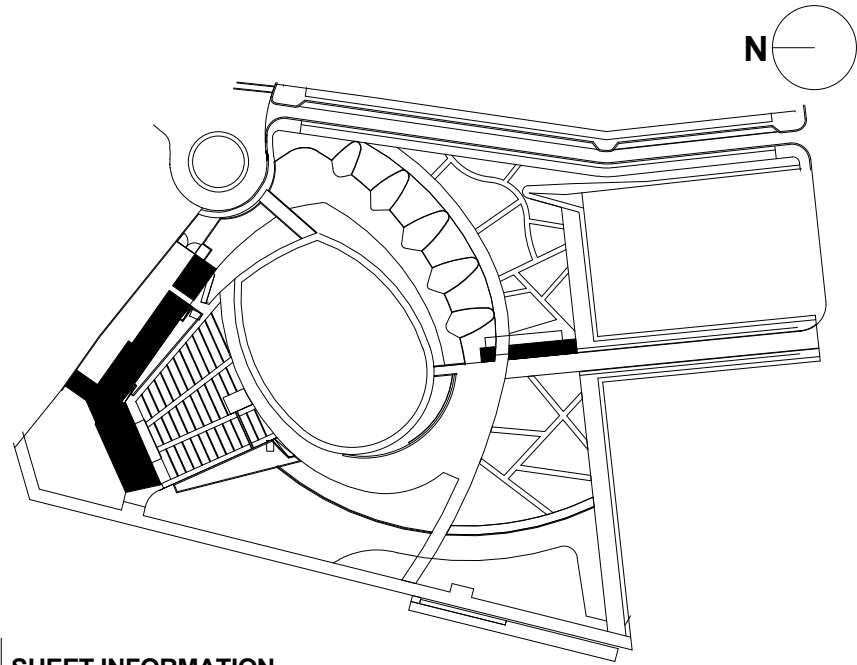


PROGRESS SET
NOT FOR CONSTRUCTION

ISSUE/REVISIONS

| NO. | DESCRIPTION | DATE |
|-----|------------------------------------|------------|
| 1 | SCHEMATIC DESIGN | 03/09/2018 |
| 2 | DESIGN DEVELOPMENT | 07/13/2018 |
| 3 | TRC SITE PLAN APPLICATION | 08/01/2018 |
| 4 | 95% CONSTRUCTION DOCUMENTS | 03/08/2019 |
| 5 | TRC SITE PLAN RE-APPLICATION | 03/02/2019 |
| 6 | CONSTRUCTION DOCUMENTS | 04/19/2019 |
| 7 | 30% CONSTRUCTION DOCUMENTS P3 & P4 | 06/07/2019 |
| 8 | 60% CONSTRUCTION DOCUMENTS P4 | 07/12/2019 |
| 9 | 60% CONSTRUCTION DOCUMENTS P3 | 07/26/2019 |
| 10 | 95% CONSTRUCTION DOCUMENTS P4 | 08/23/2019 |
| 11 | 95% CONSTRUCTION DOCUMENTS P3 & P4 | 12/04/2019 |

KEY MAP



SHEET INFORMATION</

NOTES

1. PER BC1005.3 STAIRWAY WIDTH IS CALCULATED BY MULTIPLYING THE OCCUPANT LOAD BY A MEANS OF EGRESS CAPACITY FACTOR OF 0.3" PER OCCUPANT. PER BC1011.2 THE CLEAR WIDTH OF A STAIRWAY SHALL BE 44" MINIMUM IF IT SERVES MORE THAN 50 PEOPLE.
2. PER BC1005.3.2 THE WIDTH OF ALL OTHER EGRESS COMPONENTS IS CALCULATED BY MULTIPLYING THE OCCUPANT LOAD BY A MEANS OF EGRESS CAPACITY FACTOR OF 0.2" PER OCCUPANT. PER BC1012.5 THE CLEAR WIDTH OF A RAMP BETWEEN HANDRAILS SHALL BE 36" MINIMUM.
3. PER 1006.2.1 THE MAXIMUM COMMON PATH OF TRAVEL IS 75'
4. PER 1004.5 WHERE OUTDOOR AREAS ARE TO BE USED BY PERSONS IN ADDITION TO THE OCCUPANTS OF THE BUILDING, AND THE PATH OF EGRESS TRAVEL FROM THE OUTDOOR AREAS PASSES THROUGH THE BUILDING, MEANS OF EGRESS REQUIREMENTS FOR THE BUILDING SHALL BE BASED ON THE SUM OF THE OCCUPANT LOADS OF THE BUILDING PLUS THE OUTDOOR AREAS.

LEGEND

--- 1 HOUR PARTITION
--- 2 HOUR PARTITION

ROOM NAME ROOM NAME
RM # ROOM NUMBER
AREA ROOM AREA
SF/PER SF PER OCCUPANT / USE
OCC. NUMBER OF OCCUPANTS
CLASS OCCUPANCY CLASSIFICATION

A ASSEMBLY
B BUSINESS
S2 STORAGE

EXIT SIGN
FE FIRE EXTINGUISHER
FEC FIRE EXTINGUISHER CABINET
SC STANDPIPE CABINET
TRAVEL DISTANCE
EGRESS PATH
BUILDING EXIT
DOOR EXIT COMPONENT
OCCUPANT LOAD
WIDTH PROVIDED
WIDTH REQUIRED
STAIR EXIT COMPONENT
TOTAL OCCUPANTS/3
WIDTH PROVIDED
WIDTH REQUIRED

PROJECT INFORMATION
NORTH WATERFRONT PARK
10 COWAN STREET
WILMINGTON, NORTH CAROLINA

CITY OF WILMINGTON
Community Services Department
P.O. Box 1810, Wilmington, North Carolina 28402
City of Wilmington Project Code 3CPRK1860

Landscape Architecture = L
HARGREAVES JONES
160 Varick Street, Suite 204, New York, NY 10014
www.hargreavesjonesla.com
NC License #C-513

Architecture = A
SAGE & COOMBE ARCHITECTS
12-15 Vesey Street, 5th Floor, New York, NY 10013
www.sageandcoombe.com

Acoustic/Theater/AV = AT
OAP.P.C.
77 Water Street, New York NY 10015
www.anap.com

Civil Engineering = C
Structural Engineering = S
Geotechnical Engineering = G
STEWART
223 S. West Street, Suite 1100, Raleigh, NC 27603
www.stewartinc.com
NC License #C-1051

Environmental Engineering = EE
SOIL & ENVIRONMENTAL CONSULTANTS, PA
8412 Falls of Neuse Road, Suite 104, Raleigh, NC 27615
www.sandec.com

EGALE RESOURCES
215 West Moore Street, Southport, NC 28461
www.eagleresources.com

Irrigation = I
CLARK IRRIGATION DESIGN & CONSULTING, INC
P.O. Box 693, Lenoir, NC 28543
www.clarkirrigationdesign.com

Landscape Soil = LS
LANDIS, PLLC
3608 Bentley Brook Dr. Raleigh, NC 27612
www.landispllc.com

Mechanical Engineering = M
Electrical Engineering = E
Plumbing Engineering = P
Fire Protection = FP
CHEATHAM & ASSOCIATES, PA
3412 Enterprise Drive, Wilmington NC 28405
www.cheathamga.com
NC License #C-1073

Marine Structural Engineering = SM
ANDREW CONSULTING ENGINEERS
3611 Peachtree Avenue, Suite 300, Wilmington, NC 28403
www.andrewengineers.com

Water Fountain Design = WF
DELTA FOUNTAINS
11494 Columbia Park Dr. W., Suite 4, Jacksonville, FL 32258
www.deltafountains.com

Lighting Design = EL
TILLOTSON DESIGN ASSOCIATES
40 Worth Street, Room 703, New York NY 10013
www.tilotsondesign.com

SEAL/SIGNATURE

PROGRESS SET
NOT FOR CONSTRUCTION

ISSUE/REVISIONS

| NO. | DESCRIPTION | DATE |
|-----|------------------------------------|------------|
| 1 | 80% CONSTRUCTION DOCUMENTS P3 | 07/26/2019 |
| 2 | 95% CONSTRUCTION DOCUMENTS P3 & P4 | 12/04/2019 |
| | | |
| | | |
| | | |
| | | |
| | | |
| | | |
| | | |
| | | |

KEY MAP

SHEET INFORMATION
Project No.: NWP 1701
Drawn By: HN
Checked By: PC/DWH
Date: 12/04/2019
Scale: 1/8" = 1'-0"

SHEET TITLE

ARCHITECTURE
OCCUPANCY & EGRESS
PLAN SECOND FLOOR -
STAGE BUILDING

SHEET NO.

1

2

3

4

5

6

7

8

9

10

11

12

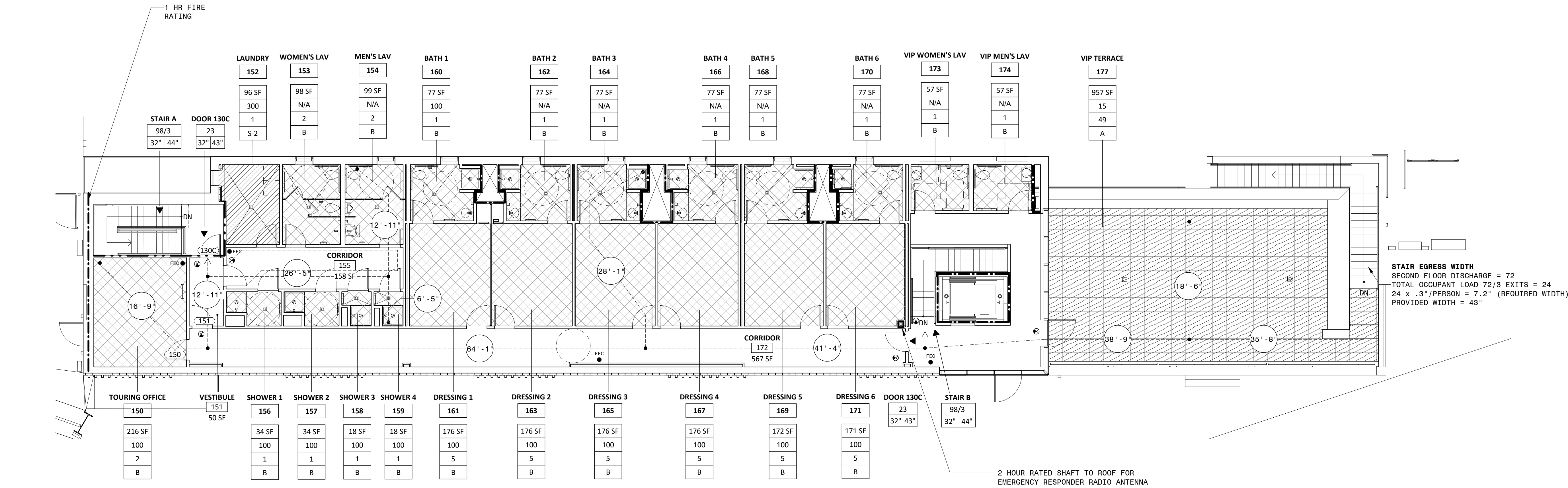
13

14

15

16

17



1 STAGE BUILDING SECOND FLOOR EGRESS PLAN
1/8" = 1'-0"

OCCUPANCY

| ROOM NUMBER | ROOM NAME | AREA | USE | SF/OCCUPANCY | OCCUPANCY LOAD |
|-------------|-----------------|--------|-----|--------------|----------------|
| 150 | TOURING OFFICE | 216 SF | B | 100 | 2 |
| 152 | LAUNDRY | 96 SF | S-2 | 300 | 1 |
| 153 | WOMEN'S LAV | 98 SF | B | 0 | 2 |
| 154 | MEN'S LAV | 99 SF | B | 100 | 2 |
| 156 | SHOWER 1 | 34 SF | B | 100 | 1 |
| 157 | SHOWER 2 | 34 SF | B | 100 | 1 |
| 158 | SHOWER 3 | 18 SF | B | 100 | 1 |
| 159 | SHOWER 4 | 18 SF | B | 100 | 1 |
| 160 | BATH 1 | 77 SF | B | 100 | 1 |
| 161 | DRESSING 1 | 176 SF | B | 100 | 5 |
| 162 | BATH 2 | 77 SF | B | 0 | 1 |
| 163 | DRESSING 2 | 176 SF | B | 100 | 5 |
| 164 | BATH 3 | 77 SF | B | 0 | 1 |
| 165 | DRESSING 3 | 176 SF | B | 100 | 5 |
| 166 | BATH 4 | 77 SF | B | 0 | 1 |
| 167 | DRESSING 4 | 176 SF | B | 100 | 5 |
| 168 | BATH 5 | 77 SF | B | 0 | 1 |
| 169 | DRESSING 5 | 172 SF | B | 100 | 5 |
| 170 | BATH 6 | 77 SF | B | 0 | 1 |
| 171 | DRESSING 6 | 171 SF | B | 100 | 5 |
| 173 | VIP WOMEN'S LAV | 57 SF | B | 100 | 1 |
| 174 | VIP MEN'S LAV | 57 SF | B | 100 | 1 |
| 177 | VIP TERRACE | 957 SF | B | 15 | 49 |
| TOTAL | | | | | 98 |

A

1. DO NOT SCALE DRAWINGS FOR DIMENSIONS.
ADDITIONAL INFORMATION MAY BE SHOWN ON
THE FLOOR PLANS, DETAIL PLANS,
ELEVATIONS, SECTIONS, DETAIL SCHEDULES
AND SPECIFICATIONS.
2. REFER TO SHEET G-001 FOR TYPICAL NOTES,
LEGENDS, SYMBOLS & DIMENSIONING
STANDARDS.
3. REFER TO SHEET A-831 FOR MATERIAL
ABBREVIATION LEGEND.
4. FOR ADDITIONAL INFORMATION REFER TO
STRUCTURAL, MECHANICAL, ELECTRICAL AND
PLUMBING DRAWINGS.
5. REFERENCE LANDSCAPE & CIVIL DRAWINGS FOR
GRADING AND MATERIALS.
6. FOR LIGHT FIXTURE SCHEDULE, REFERENCE
ELECTRICAL DRAWING E-900.
7. REFER TO SHEET A-801 FOR GENERAL
MOUNTING HEIGHTS OF FIXTURES AND
FITTINGS

REFERENCE A-831/A-832 FOR SPECIFICATION SECTION

| | |
|--------|-----------------------------|
| ACT-XX | ACOUSTIC CEILING TILE |
| A-XX | BATHROOM ACCESSORIES |
| BA-XX | BULLET RESISTANT ASSEMBLIES |
| BR-XX | BRICK |
| CON-XX | CONCRETE |
| CT-XX | CERAMIC TILE |
| EF-XX | EPOXY FLOORING & BASE |
| EQ-XX | EQUIPMENT |
| F-XX | FIXTURES |
| GC-XX | GLAZED CANOPY |
| GL-XX | GLASS |
| GR-XX | GROUND FACE BLOCK |
| GWB-XX | GYPSUM WALL BOARD |
| INS-XX | INSULATION |
| LVT-XX | LUXURY VINYL TILE |
| MF-XX | METAL FENCING |
| MR-XX | METAL RAILING |
| MTL-XX | SHEET METAL |
| PH-XX | PHENOLIC RESIN |
| PL-XX | PLASTIC LAMINATE |
| PT-XX | PAINT |
| PX-XX | HIGH PERFORMANCE COATING |
| RB-XX | RUBBER BASE |
| RFG-XX | ROOFING |
| RP-XX | ROOF PAVERS |
| SF-XX | STOREFRONT |
| SS-XX | SOLID SURFACE |
| STS-XX | STAINLESS STEEL |
| WD-XX | WOOD |

Name Date

Planning _____

Traffic _____

Fire _____

PROJECT INFORMATION

10 COWAN STREET
WILMINGTON, NORTH CAROLINA

CITY OF WILMINGTON
Community Services Department
PO Box 1810, Wilmington, North Carolina 28402
City of Wilmington Project Code 3CPRK1860

Landscape Architecture = L
HARGREAVES JONES
180 Varick Street, Suite 204, New York, NY 10014
www.hargreavesjonesla.com
NC License #C-513

Architecture = A
SAGE & COOMBE ARCHITECTS
12-16 Vestry Street, 5th Floor, New York, NY 10013
www.sageandcoombe.com

Acoustic/Theater/AV = AT
OAP.P.C.
 77 Water Street, New York NY 10015
www.arup.com

Civil Engineering = C
Structural Engineering= S
Geotechnical Engineering = G
STEWART
223 S. West Street, Suite 1100, Raleigh, NC 27603
www.stewartinc.com
NC License #C-1051

Environmental Engineering = EE
SOIL & ENVIRONMENTAL CONSULTANTS, PA
 8412 Falls of Neuse Road, Suite 104, Raleigh, NC 27615
www.sandec.com
EAGLE RESOURCES
 215 West Moore Street, Southport, NC 28461
www.eagleresources.com

Irrigation= I
CLARK IRRIGATION DESIGN & CONSULTING, INC.
P.O. Box 693, Lavonia, GA 30553
www.clarkirrigationdesign.com

Landscape Soil = LS
LANDIS, PLLC
3908 Bentley Brook Dr. Raleigh, NC 2761 2
www.landispllc.com

Mechanical Engineering = M
Electrical Engineering = E
Plumbing Engineering = P
Fire Protection = FP
CHEATHAM & ASSOCIATES , PA
3412 Enterprise Drive, Wilmington NC 28405
www.cheatham.com
NC License #C-1073

Marine Structural Engineering = SM
ANDREW CONSULTING ENGINEERS
 3811 Peachtree Avenue, Suite 300, Wilmington, NC 28403
www.andrewengineers.com

Water Fountain Design = WF
DELTA FOUNTAINS
 11494 Columbia Park Dr. W., Suite 4, Jacksonville, FL 3225
www.deltafountains.com

Lighting Design = EL
TILLOTSON DESIGN ASSOCIATES
40 Worth Street, Room 703, New York NY 10013
www.tillotsondesign.com

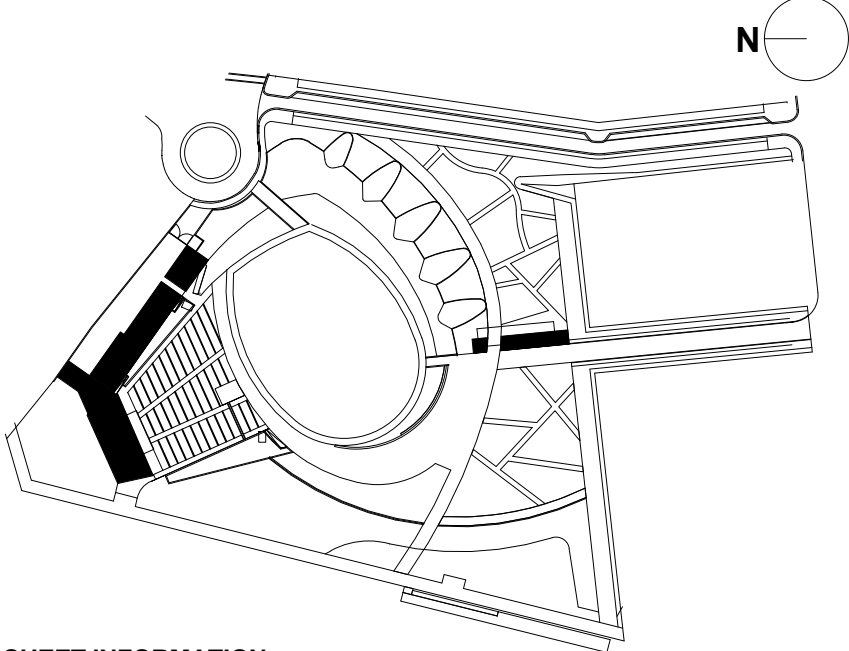
SEAL/SIGNATURE

PROGRESS SET
NOT FOR CONSTRUCTION

ISSUE/REVISIONS

| NO. | DESCRIPTION | DATE |
|-----|------------------------------------|------------|
| 1 | 60% CONSTRUCTION DOCUMENTS P3 | 07/26/2019 |
| 2 | 95% CONSTRUCTION DOCUMENTS P3 & P4 | 12/04/2019 |
| | | |
| | | |
| | | |
| | | |
| | | |

KEY MAP



SHEET INFORMATION

Project No.: NWP 1701
 Drawn By: LWA
 Checked By: PC DWH
 Date: 12/04/2019
 Scale: As indicated

SHEET TITLE

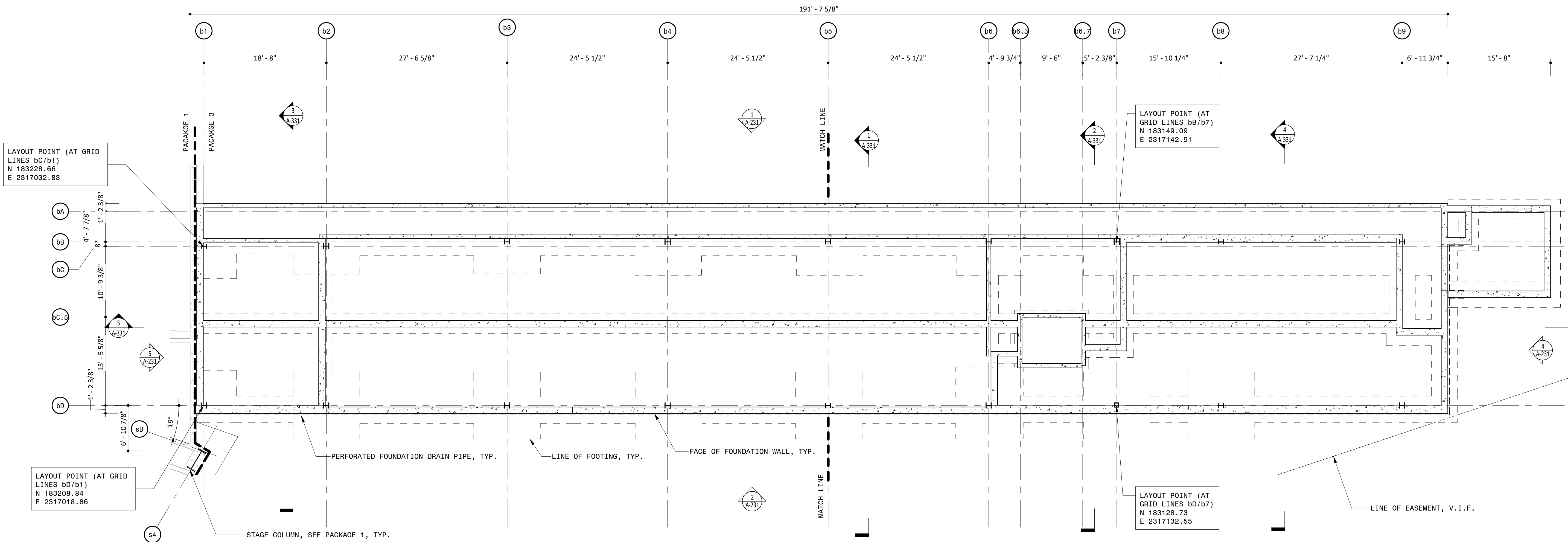
ARCHITECTURE OVERALL

FOUNDATION PLAN -

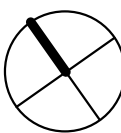
STAGE BUILDING

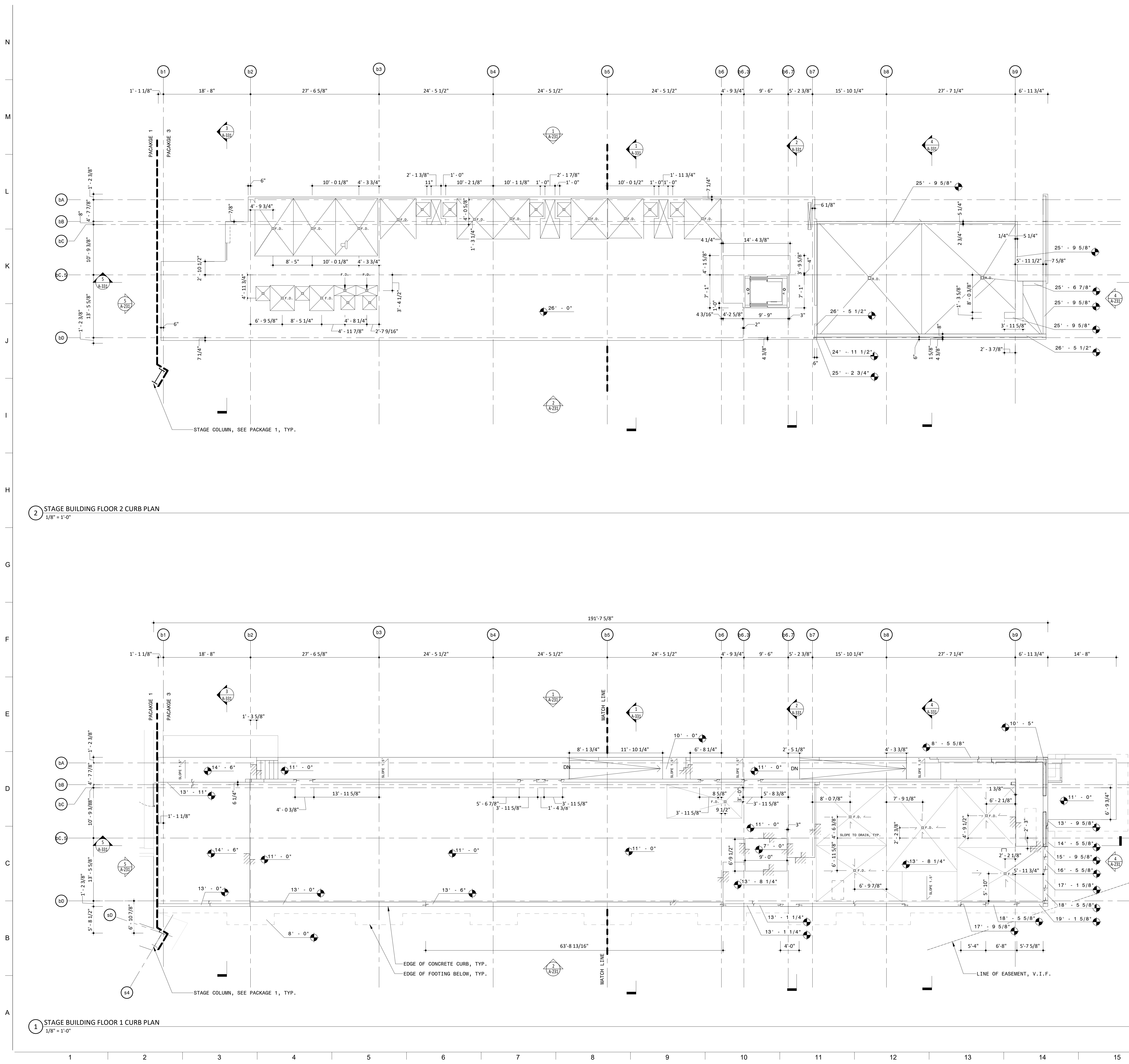
SHEET NO

A-131-P3



1 STAGE BUILDING FOUNDATION PLAN
1/8" = 1'-0"





NOTES

LEGEND

Approved Construction Plan

Name Date

Planning _____
Traffic _____
Fire _____

PROJECT INFORMATION

NORTH
WATERFRONT
PARK

10 COWAN STREET
WILMINGTON, NORTH CAROLINA

CITY OF WILMINGTON
Community Services Department
PO Box 1810, Wilmington, North Carolina 28402
City of Wilmington Project Code 3CPRK1860

Landscape Architecture = L
HARGREAVES JONES
168 Varick Street, Suite 204, New York, NY 10014
www.hargreavesjonesla.com
NC License #C-513

Architecture = A
SAGE & COOMBE ARCHITECTS
12-16 Vestry Street, 5th Floor, New York, NY 10013
www.sageandcoombe.com

Acoustic/Theater/AV = AT
OAP.P.C.
77 Water Street, New York NY 10015
www.anup.com

Civil Engineering = C
Structural Engineering = S
Geotechnical Engineering = G
STEWART
223 S. West Street, Suite 1100, Raleigh, NC 27603
www.stewartinc.com
NC License #C-1051

Environmental Engineering = EE
SOIL & ENVIRONMENTAL CONSULTANTS, PA
8412 Falls of Neuse Road, Suite 104, Raleigh, NC 27615
www.sandec.com
EAGLE RESOURCES
215 West Moore Street, Southport, NC 28461
www.eagleresources.com

Irrigation = I
CLARK IRRIGATION DESIGN & CONSULTING, INC
P.O. Box 693, Lavonia, GA 30553
www.clarkirrigationdesign.com

Landscape Soil = LS
LANDIS, PLLC
3608 Bentley Brook Dr. Raleigh, NC 2761 2
www.landispllc.com

Mechanical Engineering = M
Electrical Engineering = E
Plumbing Engineering = P
Fire Protection = FP
CHEATHAM & ASSOCIATES , PA
3412 Enterprise Drive, Wilmington NC 28405
www.cheathamco.com
NC License #C-1073

Marine Structural Engineering = SM
ANDREW CONSULTING ENGINEERS
3811 Peachtree Avenue, Suite 300, Wilmington, NC 28403
www.andrewengineers.com

Water Fountain Design = WF
DELTA FOUNTAINS
11494 Columbia Park Dr. W., Suite 4, Jacksonville, FL 32258
www.deltafountains.com

Lighting Design = EL
TILLOTSON DESIGN ASSOCIATES
40 Worth Street, Room 703, New York NY 10013
www.tilotsondesign.com

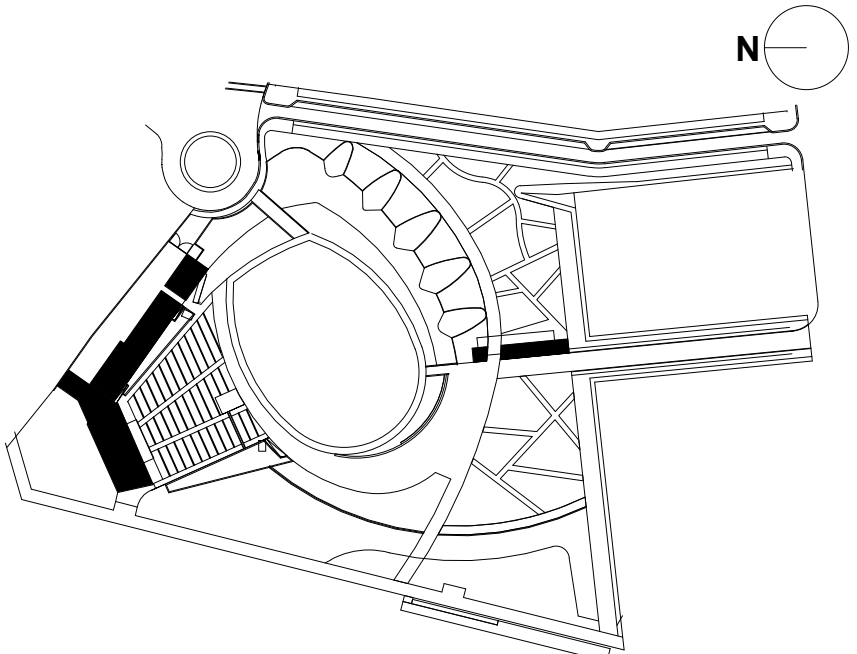
SEAL/SIGNATURE

PROGRESS SET
NOT FOR CONSTRUCTION

ISSUE/REVISIONS

| NO. | DESCRIPTION | DATE |
|-----|------------------------------------|------------|
| 1 | 95% CONSTRUCTION DOCUMENTS P3 & P4 | 12/04/2019 |
| | | |
| | | |
| | | |
| | | |
| | | |
| | | |
| | | |
| | | |
| | | |

KEY MAP



SHEET INFORMATION

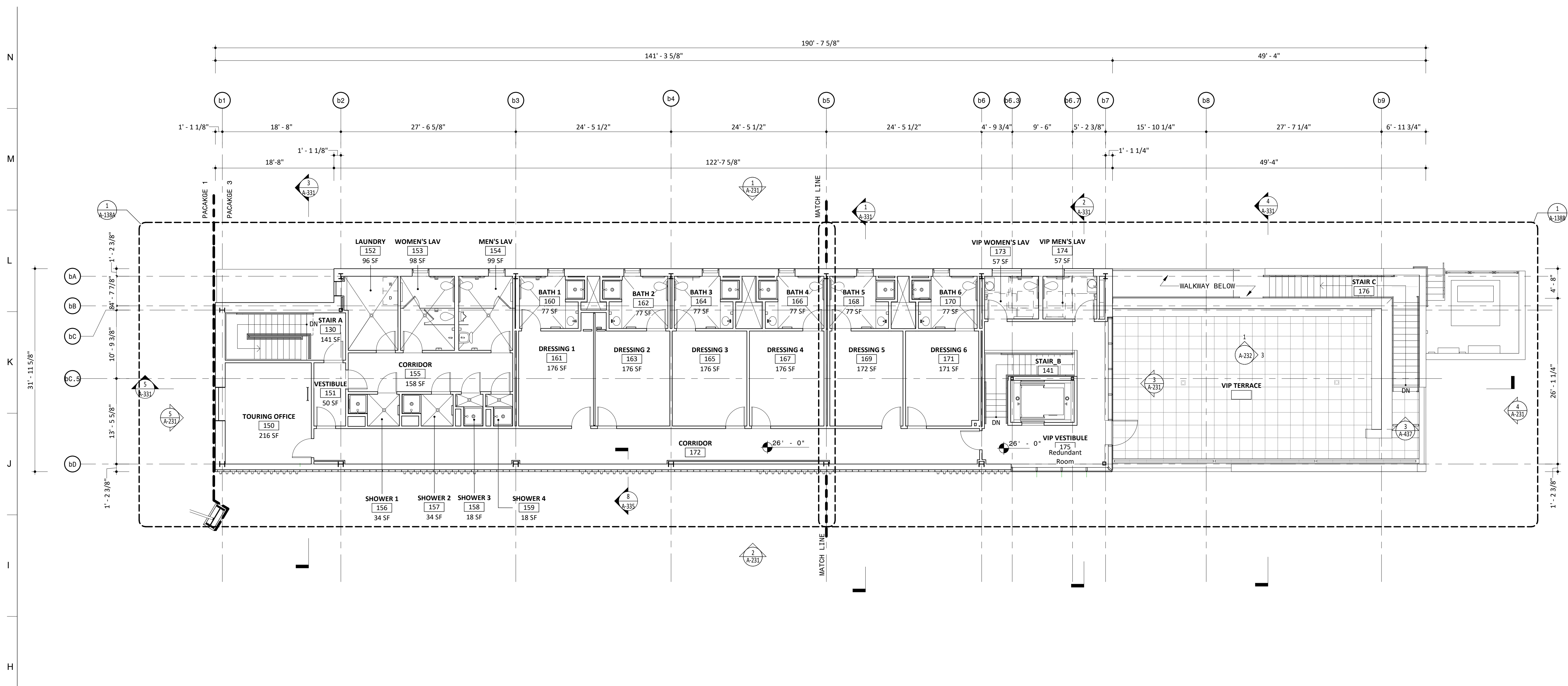
Project No.: NWP 1701
Drawn By: CP
Checked By: PC/DWH
Date: 12/04/2019
Scale: 1/8" = 1'-0"

SHEET TITLE

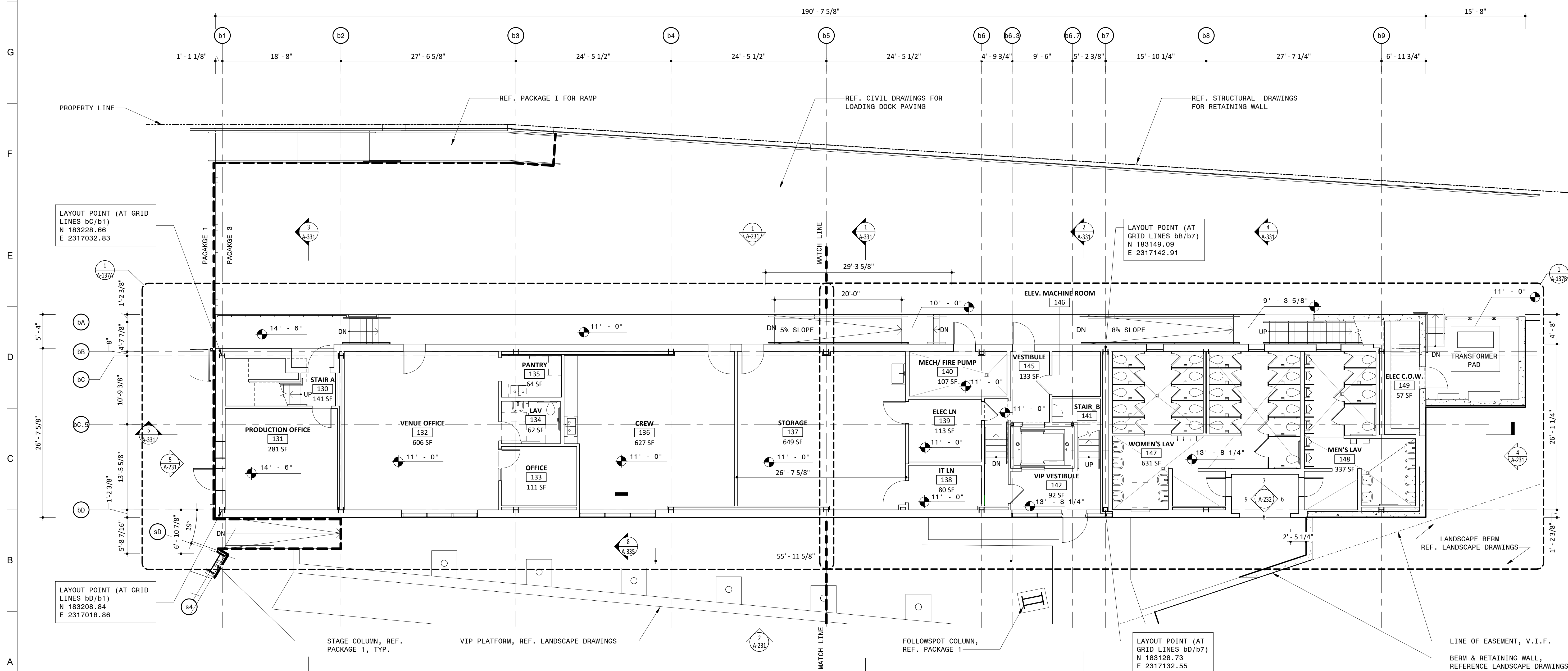
ARCHITECTURE OVERALL
CURB PLANS - STAGE
BUILDING

SHEET NO.

A-132-P3



2 STAGE BUILDING SECOND FLOOR PLAN
1/8" = 1'-0"



1 STAGE BUILDING FIRST FLOOR PLAN
1/8" = 1'-0"

NOTES

- GENERAL NOTES**
- DO NOT SCALE DRAWINGS FOR DIMENSIONS. ADDITIONAL INFORMATION MAY BE SHOWN ON THE FLOOR PLANS, DETAIL PLANS, ELEVATIONS, SECTIONS, DETAIL SCHEDULES AND SPECIFICATIONS.
 - REFER TO SHEET G-001 FOR TYPICAL NOTES, LEGENDS, SYMBOLS & DIMENSIONING STANDARDS.
 - REFER TO SHEET A-831 FOR MATERIAL ABBREVIATION LEGEND.
 - FOR ADDITIONAL INFORMATION REFER TO STRUCTURAL, MECHANICAL, ELECTRICAL AND PLUMBING DRAWINGS.
 - REFERENCE LANDSCAPE & CIVIL DRAWINGS FOR GRADING AND MATERIALS.
 - FOR LIGHT FIXTURE SCHEDULE, REFERENCE ELECTRICAL DRAWING E-300.
 - REFER TO SHEET A-601 FOR GENERAL MOUNTING HEIGHTS OF FIXTURES AND FITTINGS

LEGEND

REFERENCE A-831/A-832 FOR SPECIFICATION SECTION

| | |
|----------|-----------------------------|
| (ACT-XX) | ACOUSTIC CEILING TILE |
| (A-XX) | BATHROOM ACCESSORIES |
| (BA-XX) | BULLET RESISTANT ASSEMBLIES |
| (BR-XX) | BRICK |
| (CON-XX) | CONCRETE |
| (CT-XX) | CERAMIC TILE |
| (EF-XX) | EPOXY FLOORING & BASE |
| (EQ-XX) | EQUIPMENT |
| (F-XX) | FIXTURES |
| (GC-XX) | GLAZED CANOPY |
| (GL-XX) | GLASS |
| (GR-XX) | GROUND FACE BLOCK |
| (GWB-XX) | GYPSON WALL BOARD |
| (INS-XX) | INSULATION |
| (LVT-XX) | LUXURY VINYL TILE |
| (MF-XX) | METAL FENCING |
| (MR-XX) | METAL RAILING |
| (MTL-XX) | SHEET METAL |
| (PH-XX) | PHENOLIC RESIN |
| (PL-XX) | PLASTIC LAMINATE |
| (PT-XX) | PAINT |
| (PX-XX) | HIGH PERFORMANCE COATING |
| (RB-XX) | RUBBER BASE |
| (RFG-XX) | ROOFING |
| (RP-XX) | ROOF PAVERS |
| (SF-XX) | STOREFRONT |
| (SS-XX) | SOLID SURFACE |
| (STS-XX) | STAINLESS STEEL |
| (WD-XX) | WOOD |

Approved Construction Plan

Name Date

Planning _____
Traffic _____
Fire _____

PROJECT INFORMATION

NORTH WATERFRONT PARK

10 COWAN STREET
WILMINGTON, NORTH CAROLINA

CITY OF WILMINGTON
Community Services Department
P.O. Box 1810, Wilmington, North Carolina 28402
City of Wilmington Project Code 3CPRK1860

Landscape Architecture = L
HARGREAVES JONES
160 Varick Street, Suite 204, New York, NY 10014
www.hargreavesjonesla.com
NC License #C-513

Architecture = A
SAGE & COOMBE ARCHITECTS
12-15 Vesny Street, 5th Floor, New York, NY 10013
www.sageandcoombe.com

Acoustic/Theater/AV = AT
OAP.P.C.
77 Water Street, New York NY 10015
www.anup.com

Civil Engineering = C
Structural Engineering = S
Geotechnical Engineering = G
STEWART
223 S. West Street, Suite 1100, Raleigh, NC 27603
www.stewartinc.com
NC License #C-1051

Environmental Engineering = EE
SOIL & ENVIRONMENTAL CONSULTANTS, PA
8412 Falls of Neuse Road, Suite 104, Raleigh, NC 27615
www.sandec.com
EAGLE RESOURCES
215 West Moore Street, Southport, NC 28461
www.eagleresources.com

Irrigation = I
CLARK IRRIGATION DESIGN & CONSULTING, INC
P.O. Box 693, Lavonia, GA 30553
www.clarkirrigationdesign.com

Landscape Soil = LS
LANDIS, PLLC
3608 Bentley Brook Dr. Raleigh, NC 27612
www.landispllc.com

Mechanical Engineering = M
Electrical Engineering = E
Plumbing Engineering = P
Fire Protection = FP
CHEATHAM & ASSOCIATES, PA
3412 Enterprise Drive, Wilmington NC 28405
www.cheathamga.com
NC License #C-1073

Marine Structural Engineering = SM
ANDREW CONSULTING ENGINEERS
3611 Peachtree Avenue, Suite 300, Wilmington, NC 28403
www.andrewengineers.com

Water Fountain Design = WF
DELTA FOUNTAINS
11494 Columbia Park Dr. W., Suite 4, Jacksonville, FL 32258
www.deltafountains.com

Lighting Design = EL
LILLOTSON DESIGN ASSOCIATES
40 Worth Street, Room 703, New York NY 10013
www.lillotsondesign.com

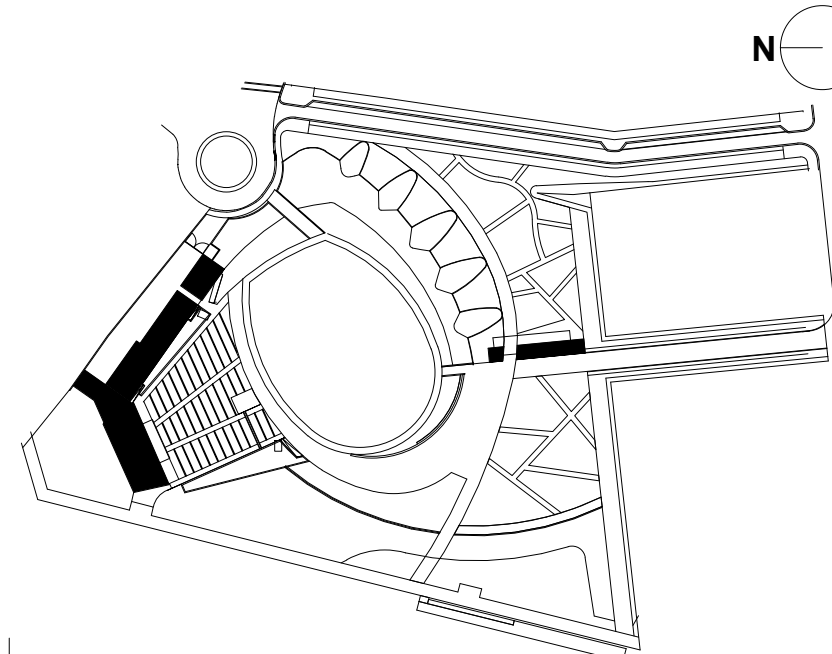
SEAL/SIGNATURE

PROGRESS SET
NOT FOR CONSTRUCTION

ISSUE/REVISIONS

| NO. | DESCRIPTION | DATE |
|-----|------------------------------------|------------|
| 1 | 30% CONSTRUCTION DOCUMENTS P3 & P4 | 06/07/2019 |
| 2 | 60% CONSTRUCTION DOCUMENTS P3 | 07/26/2019 |
| 3 | 95% CONSTRUCTION DOCUMENTS P3 & P4 | 12/04/2019 |
| | | |
| | | |
| | | |
| | | |
| | | |
| | | |

KEY MAP



SHEET INFORMATION

Project No.: NWP 1701
Drawn By: LWA
Checked By: PC/DWH
Date: 12/04/2019
Scale: As indicated

SHEET TITLE

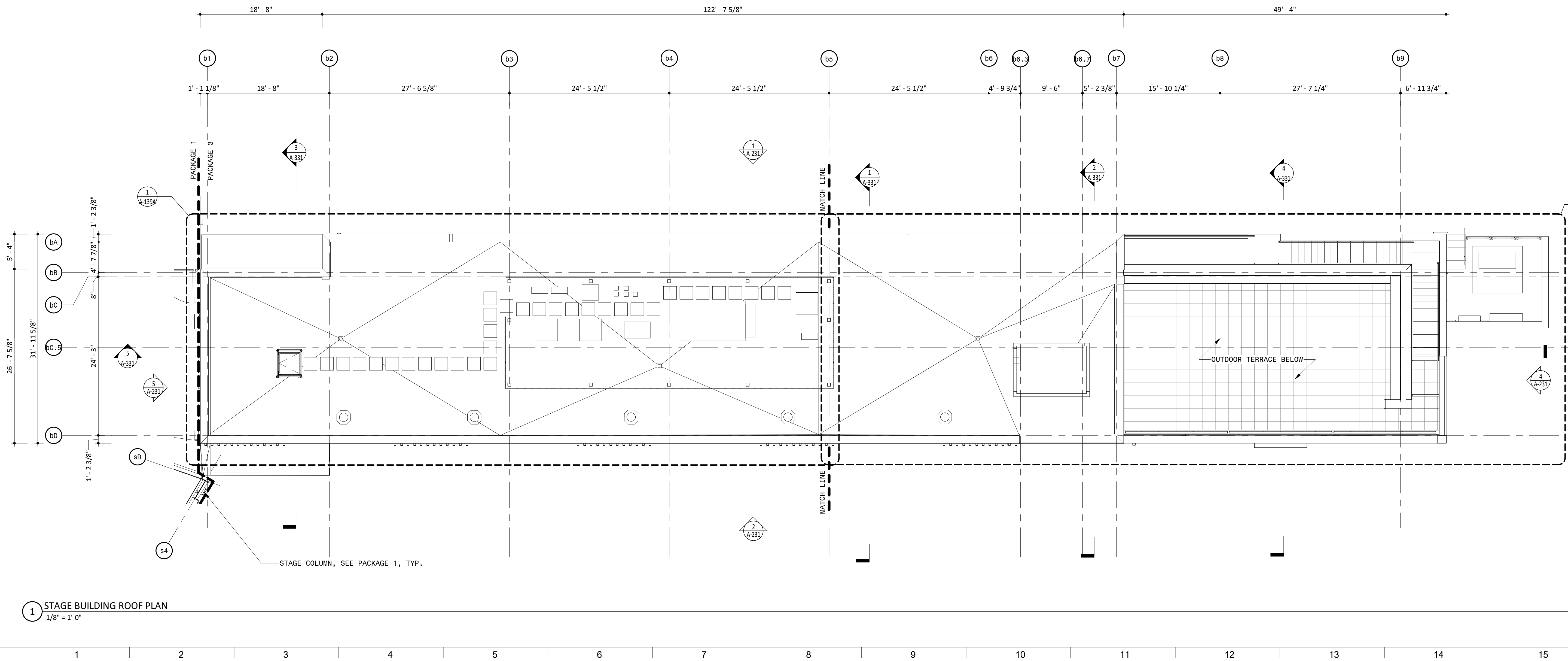
ARCHITECTURE OVERALL FLOOR PLANS - STAGE BUILDING

SHEET NO.


A-133-P3

A

A-134-P3



A
B
C
D
E
F
G
H
I
J
K
L
M
N



2 STAGE BUILDING FLOOR 1 CURB PLAN
1/4" = 1'-0"

NOTES

GENERAL NOTES

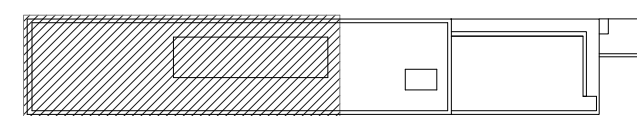
1. DO NOT SCALE DRAWINGS FOR DIMENSIONS.
2. ADDITIONAL INFORMATION MAY BE SHOWN ON THE FLOOR PLANS, DETAIL PLANS, ELEVATIONS, SECTIONS, DETAIL SCHEDULES AND SPECIFICATIONS.
3. REFER TO SHEET E-601 FOR TYPICAL NOTES, LEGENDS, SYMBOLS & DIMENSIONING STANDARDS.
3. REFER TO SHEET A-B31 FOR MATERIAL ABBREVIATION LEGEND.
4. FOR ADDITIONAL INFORMATION REFER TO STRUCTURAL, MECHANICAL, ELECTRICAL AND PLUMBING DRAWINGS.
5. SEE LANDSCAPE ARCHITECTURE & CIVIL DRAWINGS FOR GRADING AND MATERIALS.
6. FOR LIGHT FIXTURE SCHEDULE, REFERENCE ELECTRICAL DRAWING E-300.
7. REFER TO SHEET A-B61 FOR GENERAL MOUNTING HEIGHTS OF FIXTURES AND FITTINGS.

LEGEND

REFERENCE A-831/A-832 FOR SPECIFICATION SECTION

- | | |
|--------|-----------------------------|
| ACT-XX | ACOUSTIC CEILING TILE |
| A-XX | BATHROOM ACCESSORIES |
| BA-XX | BULLET RESISTANT ASSEMBLIES |
| BR-XX | BRICK |
| CON-XX | CONCRETE |
| CT-XX | CERAMIC TILE |
| EF-XX | EPOXY FLOORING & BASE |
| EQ-XX | EQUIPMENT |
| F-XX | FIXTURES |
| GC-XX | GLAZED CANOPY |
| GL-XX | GLASS |
| GR-XX | GROUND FACE BLOCK |
| GWB-XX | GYPSUM WALL BOARD |
| INS-XX | INSULATION |
| LVT-XX | LUXURY VINYL TILE |
| MF-XX | METAL FENCING |
| MR-XX | METAL RAILING |
| MTL-XX | SHEET METAL |
| PH-XX | PHENOLIC RESIN |
| PL-XX | PLASTIC LAMINATE |
| PT-XX | PAINT |
| PX-XX | HIGH PERFORMANCE COATING |
| RB-XX | RUBBER BASE |
| RFG-XX | ROOFING |
| RP-XX | ROOF PAVERS |
| SF-XX | STOREFRONT |
| SS-XX | SOLID SURFACE |
| STS-XX | STAINLESS STEEL |
| WD-XX | WOOD |

KEY PLAN



STAGE BUILDING PART A

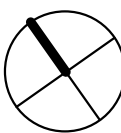
Approved Construction Plan

Name Date

Planning _____

Traffic _____

Fire _____



PROJECT INFORMATION

NORTH WATERFRONT PARK

10 COWAN STREET
WILMINGTON, NORTH CAROLINA

CITY OF WILMINGTON
Community Services Department
PO Box 1810, Wilmington, North Carolina 28402
City of Wilmington Project Code 3CPRK1860

Landscape Architecture = L
HARGREAVES JONES
 180 Varick Street, Suite 204, New York, NY 10014
www.hargreavesjonesla.com
 NC License #C-513

Architecture = A
SAGE & COOMBE ARCHITECTS
12-16 Vestry Street, 5th Floor, New York, NY 10013
www.sageandcoombe.com

Acoustic/Theater/AV = AT
OAP.P.C.
 77 Water Street, New York NY 10015
www.arup.com

Civil Engineering = C
Structural Engineering = S
Geotechnical Engineering = G
STEWART
223 S. West Street, Suite 1100, Raleigh, NC 27603
www.stewartinc.com
NC License #C-1051

Environmental Engineering = EE
SOIL & ENVIRONMENTAL CONSULTANTS, PA
 8412 Falls of Neuse Road, Suite 104, Raleigh, NC 27615
www.sandec.com
EAGLE RESOURCES
 215 West Moore Street, Southport, NC 28461
www.eagleresources.com

Irrigation= I
CLARK IRRIGATION DESIGN & CONSULTING, INC
P.O. Box 693, Lavonia, GA 30553
www.clarkirrigationdesign.com

Landscape Soil = LS
LANDIS, PLLC
3908 Bentley Brook Dr. Raleigh, NC 2761 2
www.landispllc.com

Mechanical Engineering = M
Electrical Engineering = E
Plumbing Engineering = P
Fire Protection = FP
CHEATHAM & ASSOCIATES , PA
3412 Enterprise Drive, Wilmington NC 28405
www.cheathampa.com
NC License #C-1073

Marine Structural Engineering = SM
ANDREW CONSULTING ENGINEERS
 3811 Peachtree Avenue, Suite 300, Wilmington, NC 28403
www.andrewengineers.com

Water Fountain Design = WF
DELTA FOUNTAINS
 11494 Columbia Park Dr. W., Suite 4, Jacksonville, FL32258
www.deltafountains.com

Lighting Design = EL
TILLOTSON DESIGN ASSOCIATES
40 Worth Street, Room 703, New York NY 10013
www.tillotsondesign.com

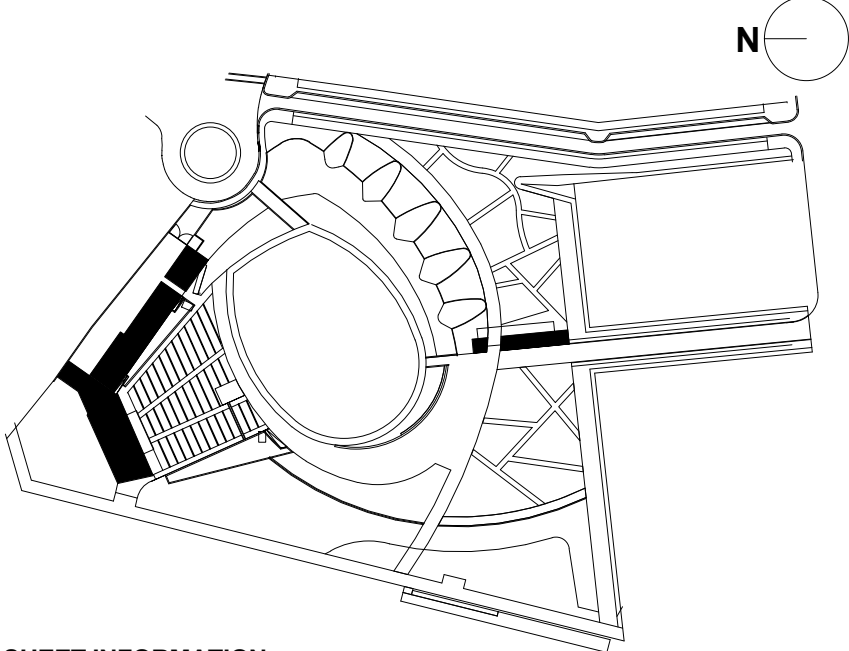


PROGRESS SET
NOT FOR CONSTRUCTION

ISSUE/REVISIONS

| NO. | DESCRIPTION | DATE |
|-----|------------------------------------|------------|
| 1 | 60% CONSTRUCTION DOCUMENTS P3 | 07/26/2019 |
| 2 | 95% CONSTRUCTION DOCUMENTS P3 & P4 | 12/04/2019 |
| | | |
| | | |
| | | |
| | | |
| | | |

KEY MAP



SHEET INFORMATION

Project No. : NWP 1701

Drawn By: CF

Checked By: PC DWH

Date: 12/04/2019

Scale: As indicated

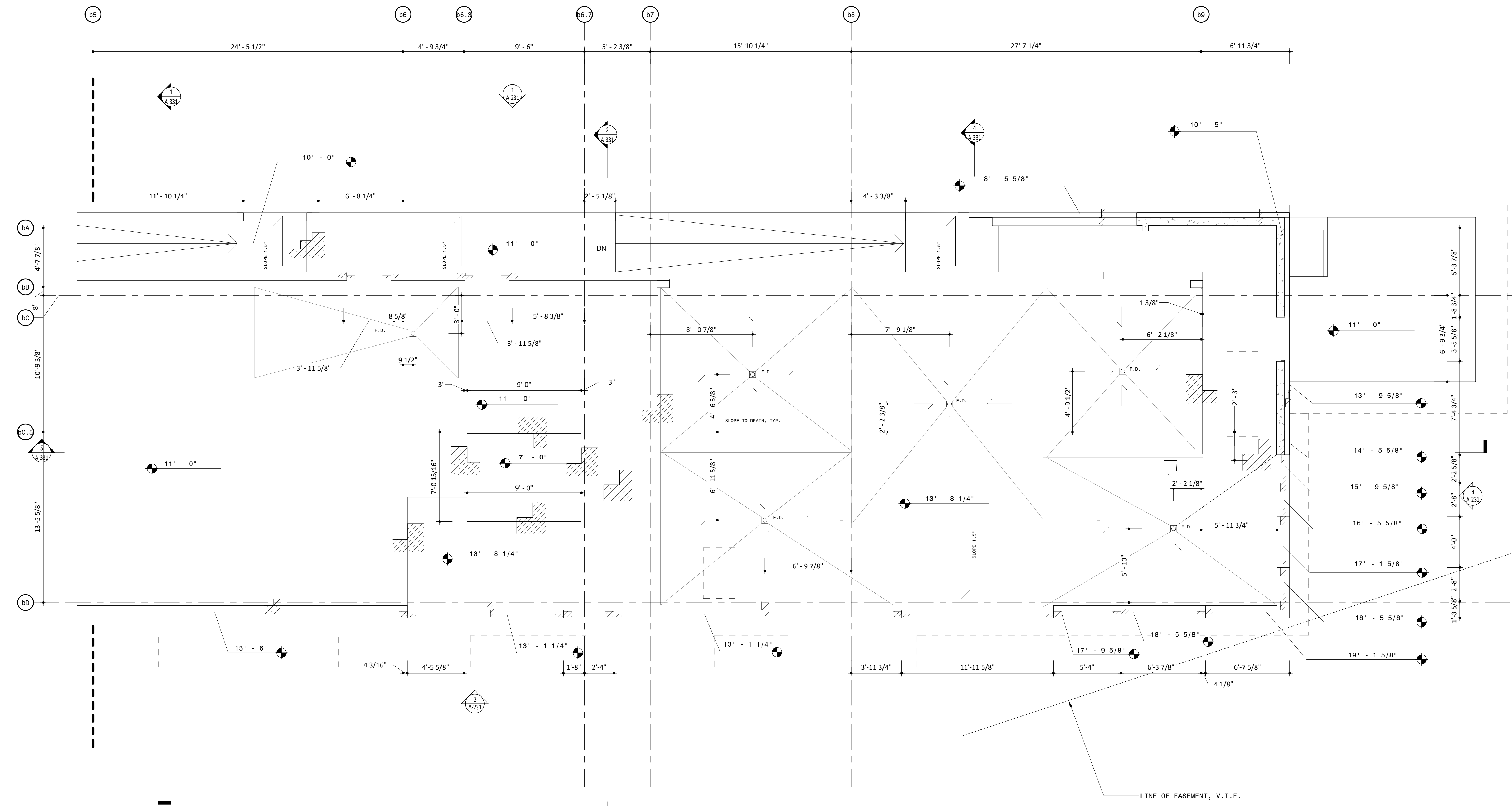
SHEET TITLE

**ARCHITECTURE PARTIAL
FIRST FLOOR CURB PLAN -
STAGE BUILDING**

SHEET NO

A-135A-P3

A
B
C
D
E
F
G
H
I
J
K
L
M
N



1 STAGE BUILDING FLOOR 1 CURB PLAN
1/4" = 1'-0"

NOTES

GENERAL NOTES

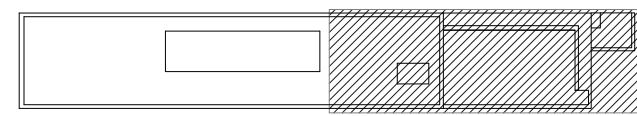
1. DO NOT SCALE DRAWINGS FOR DIMENSIONS.
2. ADDITIONAL INFORMATION MAY BE SHOWN ON THE FLOOR PLANS, DETAIL PLANS, ELEVATIONS, SECTIONS, DETAIL SCHEDULES AND SPECIFICATIONS.
3. REFER TO SHEET G-601 FOR TYPICAL NOTES, LEGENDS, SYMBOLS & DIMENSIONING STANDARDS.
4. REFER TO SHEET A-B31 FOR MATERIAL ABBREVIATION LEGEND.
5. FOR ADDITIONAL INFORMATION REFER TO STRUCTURAL, MECHANICAL, ELECTRICAL AND PLUMBING DRAWINGS.
6. REFERENCE LANDSCAPE & CIVIL DRAWINGS FOR GRADING AND MATERIALS.
7. FOR LIGHT FIXTURE SCHEDULE, REFERENCE ELECTRICAL DRAWING E-300.
8. REFER TO SHEET A-601 FOR GENERAL MOUNTING HEIGHTS OF FIXTURES AND FITTINGS.

LEGEND

REFERENCE A-831/A-832 FOR SPECIFICATION SECTION

- | | |
|--------|-----------------------------|
| ACT-XX | ACOUSTIC CEILING TILE |
| A-XX | BATHROOM ACCESSORIES |
| BA-XX | BULLET RESISTANT ASSEMBLIES |
| BR-XX | BRICK |
| CON-XX | CONCRETE |
| CT-XX | CERAMIC TILE |
| EF-XX | EPOXY FLOORING & BASE |
| EQ-XX | EQUIPMENT |
| F-XX | FIXTURES |
| GC-XX | GLAZED CANOPY |
| GL-XX | GLASS |
| GR-XX | GROUND FACE BLOCK |
| GWB-XX | Gypsum WALL BOARD |
| INS-XX | INSULATION |
| LVT-XX | LUXURY VINYL TILE |
| MF-XX | METAL FENCING |
| MR-XX | METAL RAILING |
| MTL-XX | SHEET METAL |
| PH-XX | PHENOLIC RESIN |
| PL-XX | PLASTIC LAMINATE |
| PT-XX | PAINT |
| PX-XX | HIGH PERFORMANCE COATING |
| RB-XX | RUBBER BASE |
| RFG-XX | ROOFING |
| RP-XX | ROOF PAVERS |
| SF-XX | STOREFRONT |
| SS-XX | SOLID SURFACE |
| STS-XX | STAINLESS STEEL |
| WD-XX | WOOD |

KEY PLAN



STAGE BUILDING PART B

Approved Construction Plan

Name Date

Planning _____

Traffic _____

Fire _____

PROJECT INFORMATION

NORTH WATERFRONT PARK

10 COWAN STREET
WILMINGTON, NORTH CAROLINA

CITY OF WILMINGTON
Community Services Department
PO Box 1810, Wilmington, North Carolina 28402
City of Wilmington Project Code 3CPRK1860

Landscape Architecture = L
HARGREAVES JONES
 180 Varick Street, Suite 204, New York, NY 10014
www.hargreavesjonesla.com
 NC License #C-513

Architecture = A
SAGE & COOMBE ARCHITECTS
12-16 Vestry Street, 5th Floor, New York, NY 10013
www.sageandcoombe.com

Acoustic/Theater/AV = AT
OAP.P.C.
 77 Water Street, New York NY 10015
www.arup.com

Civil Engineering = C
Structural Engineering= S
Geotechnical Engineering = G
STEWART
223 S. West Street, Suite 1100, Raleigh, NC 27603
www.stewartinc.com
NC License #C-1051

Environmental Engineering = EE
SOIL & ENVIRONMENTAL CONSULTANTS, PA
 8412 Falls of Neuse Road, Suite 104, Raleigh, NC 27615
www.sandec.com
EAGLE RESOURCES
 215 West Moore Street, Southport, NC 28461
www.eagleresources.com

Irrigation= I
CLARK IRRIGATION DESIGN & CONSULTING, INC
P.O. Box 693, Lavonia, GA 30553
www.clarkirrigationdesign.com

Landscape Soil = LS
LANDIS, PLLC
3908 Bentley Brook Dr. Raleigh, NC 2761 2
www.landispllc.com

Mechanical Engineering = M
Electrical Engineering = E
Plumbing Engineering = P
Fire Protection = FP
CHEATHAM & ASSOCIATES , PA
3412 Enterprise Drive, Wilmington NC 2840
www.cheatham.com
NC License #C-1073

Marine Structural Engineering = SM
ANDREW CONSULTING ENGINEERS
 3811 Peachtree Avenue, Suite 300, Wilmington, NC 28403
www.andrewengineers.com

Water Fountain Design = WF
DELTA FOUNTAINS
 11494 Columbia Park Dr. W., Suite 4, Jacksonville, FL 32256
www.deltafountains.com

Lighting Design = EL
TILLOTSON DESIGN ASSOCIATES
40 Worth Street, Room 703, New York NY 10013
www.tillotsondesign.com

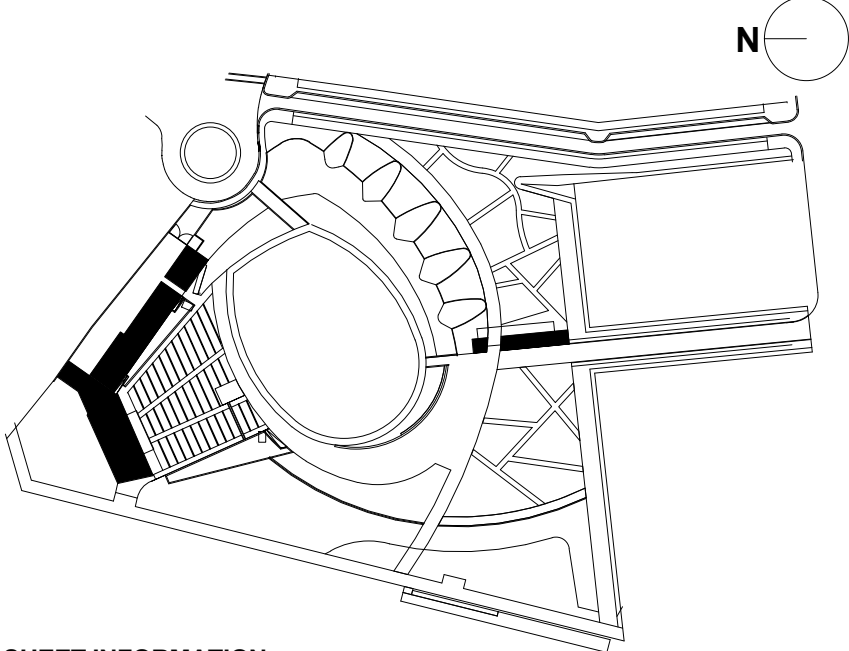
SEAL/SIGNATURE

PROGRESS SET
NOT FOR CONSTRUCTION

ISSUE/REVISIONS

| NO. | DESCRIPTION | DATE |
|-----|------------------------------------|------------|
| 1 | 60% CONSTRUCTION DOCUMENTS P3 | 07/26/2019 |
| 2 | 95% CONSTRUCTION DOCUMENTS P3 & P4 | 12/04/2019 |
| | | |
| | | |
| | | |
| | | |

KEY MAP



SHEET INFORMATION

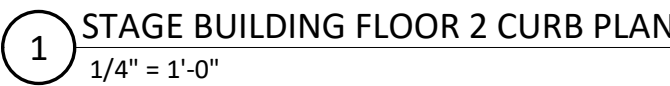
Project No.: NWP 1701
 Drawn By: CP
 Checked By: PC DWH
 Date: 12/04/2019
 Scale: As indicated

SHEET TITLE

ARCHITECTURE PARTIAL FIRST FLOOR CURB PLAN - STAGE BUILDING

SHEET NO

A-135B-P3



GENERAL NOTES

1. DO NOT SCALE DRAWINGS FOR DIMENSIONS. ADDITIONAL INFORMATION MAY BE SHOWN ON THE FLOOR PLANS, DETAIL PLANS, ELEVATIONS, SECTIONS, DETAIL SCHEDULES AND SPECIFICATIONS.
2. REFER TO SHEET G-001 FOR TYPICAL NOTES, LEGENDS, SYMBOLS & DIMENSIONING STANDARDS.
3. REFER TO SHEET A-831 FOR MATERIAL ABBREVIATION LISTINGS.
4. FOR ADDITIONAL INFORMATION REFER TO STRUCTURAL, MECHANICAL, ELECTRICAL AND PLUMBING DRAWINGS.
5. REFERENCE LANDSCAPE & CIVIL DRAWINGS FOR GRADING AND MATERIALS.
6. FOR LIGHT FIXTURE SCHEDULE, REFERENCE ELECTRICAL DRAWING E-300.
7. REFER TO SHEET A-601 FOR GENERAL MOUNTING HEIGHTS OF FIXTURES AND FITTINGS.

REFERENCE A-831/A-832 FOR SPECIFICATION SECTION

STAGE BUILDING PART A

Name Date

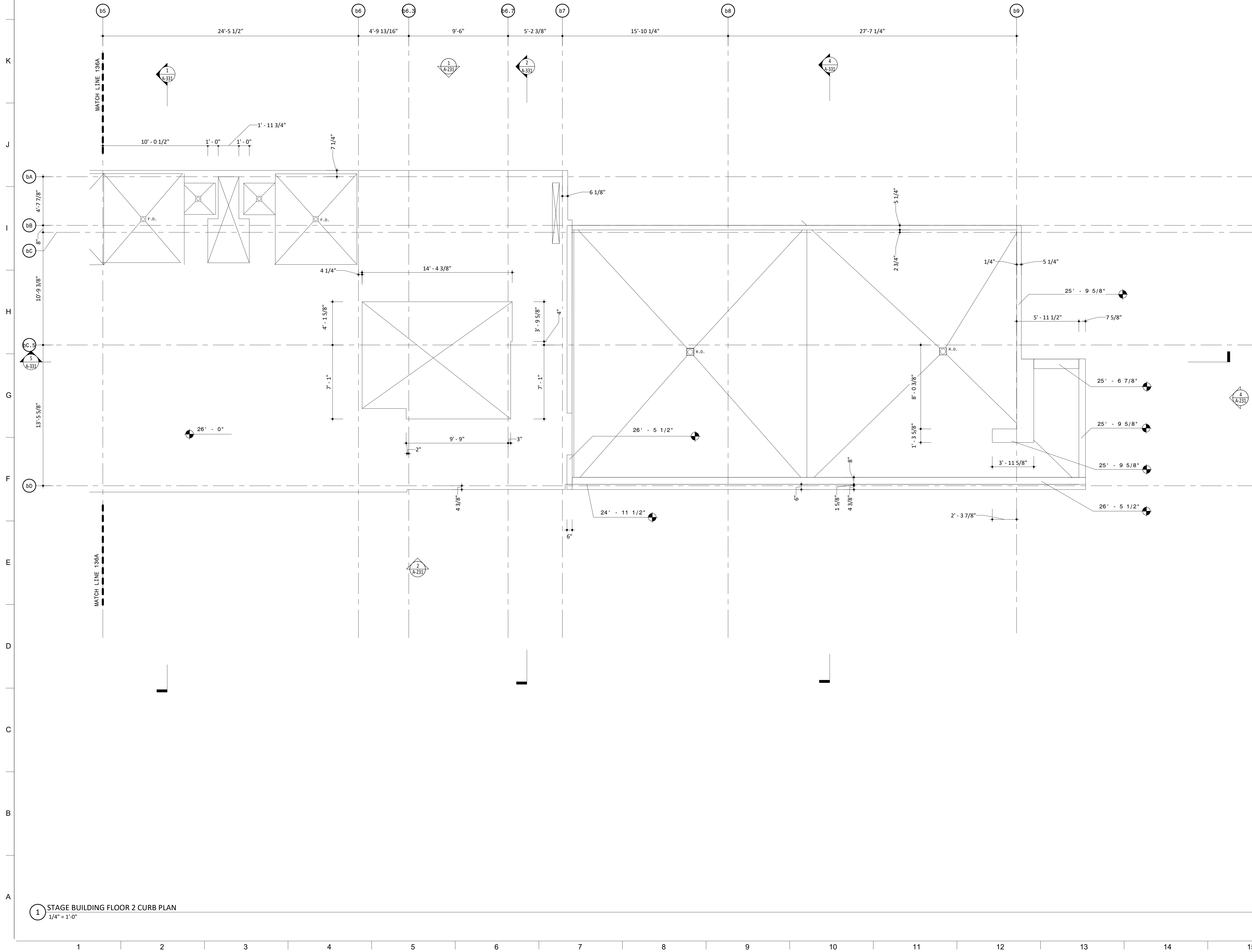
Planning _____

Traffic _____

Fire _____

A-136A-P3

A
B
C
D
E
F
G
H
I
J
K
L
M
N



NOTES

GENERAL NOTES

DO NOT SCALE DRAWINGS FOR DIMENSIONS.

ADDITIONAL INFORMATION MAY BE SHOWN ON THE FLOOR PLANS, DETAIL PLANS, ELEVATIONS, SECTIONS, DETAIL SCHEDULES AND SPECIFICATIONS.

REFER TO SHEET G-1001 FOR TYPICAL NOTES, LEGENDS, SYMBOLS & DIMENSIONING STANDARDS.

REFER TO SHEET A-831 FOR MATERIAL ABBREVIATION LEGEND.

FOR ADDITIONAL INFORMATION REFER TO STRUCTURAL, MECHANICAL, ELECTRICAL AND PLUMBING DRAWINGS.

REFERENCE LANDSCAPE & CIVIL DRAWINGS FOR GRADING AND MATERIALS.

FOR LIGHT FIXTURE SCHEDULING, REFERENCE ELECTRICAL DRAWING E-300.

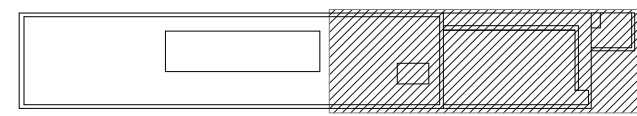
REFER TO SHEET A-801 FOR GENERAL MOUNTING HEIGHTS OF FIXTURES AND FITTINGS

LEGEND

REFERENCE A-831/A-832 FOR SPECIFICATION SECTION

- | | |
|--------|-----------------------------|
| ACT-XX | ACOUSTIC CEILING TILE |
| A-XX | BATHROOM ACCESSORIES |
| BA-XX | BULLET RESISTANT ASSEMBLIES |
| BR-XX | BRICK |
| CON-XX | CONCRETE |
| CT-XX | CERAMIC TILE |
| EF-XX | EPOXY FLOORING & BASE |
| EQ-XX | EQUIPMENT |
| F-XX | FIXTURES |
| GC-XX | GLAZED CANOPY |
| GL-XX | GLASS |
| GR-XX | GROUND FACE BLOCK |
| GWB-XX | GYPSON WALL BOARD |
| INS-XX | INSULATION |
| LVT-XX | LUXURY VINYL TILE |
| MF-XX | METAL FENCING |
| MR-XX | METAL RAILING |
| MTL-XX | SHEET METAL |
| PH-XX | PHENOLIC RESIN |
| PL-XX | PLASTIC LAMINATE |
| PT-XX | PAINT |
| PX-XX | HIGH PERFORMANCE COATING |
| RB-XX | RUBBER BASE |
| RFG-XX | ROOFING |
| RP-XX | ROOF PAVERS |
| SF-XX | STOREFRONT |
| SS-XX | SOLID SURFACE |
| STS-XX | STAINLESS STEEL |
| WD-XX | WOOD |

KEY PLAN



STAGE BUILDING PART B

Approved Construction Plan

Name Date

Planning _____

Traffic _____

Fire _____

PROJECT INFORMATION

NORTH WATERFRONT PARK

10 COWAN STREET
WILMINGTON, NORTH CAROLINA

CITY OF WILMINGTON
Community Services Department
PO Box 1810, Wilmington, North Carolina 28402
City of Wilmington Project Code 3CPRK1860

Landscape Architecture = L
HARGREAVES JONES
 180 Varick Street, Suite 204, New York, NY 10014
www.hargreavesjonesla.com
 NC License #C-513

Architecture = A
SAGE & COOMBE ARCHITECTS
12-16 Vestry Street, 5th Floor, New York, NY 10013
www.sageandcoombe.com

Acoustic/Theater/AV = AT
OAP.P.C.
77 Water Street, New York NY 10015
www.arup.com

Civil Engineering = C
Structural Engineering= S
Geotechnical Engineering = G
STEWART
223 S. West Street, Suite 1100, Raleigh, NC 27603
www.stewartinc.com
NC License #C-1051

Environmental Engineering = EE
SOIL & ENVIRONMENTAL CONSULTANTS, PA
 8412 Falls of Neuse Road, Suite 104, Raleigh, NC 27615
www.sandec.com
EAGLE RESOURCES
 215 West Moore Street, Southport, NC 28461
www.eagleresources.com

Irrigation= I
CLARK IRRIGATION DESIGN & CONSULTING, INC
P.O. Box 693, Lavonia, GA 30553
www.clarkirrigationdesign.com

Landscape Soil = LS
LANDIS, PLLC
3908 Bentley Brook Dr. Raleigh, NC 2761 2
www.landispllc.com

Mechanical Engineering = M
Electrical Engineering = E
Plumbing Engineering = P
Fire Protection = FP
CHEATHAM & ASSOCIATES , PA
3412 Enterprise Drive, Wilmington NC 28405
www.cheathampa.com
NC License #C-1073

Marine Structural Engineering = SM
ANDREW CONSULTING ENGINEERS
 3811 Peachtree Avenue, Suite 300, Wilmington, NC 28403
www.andrewengineers.com

Water Fountain Design = WF
DELTA FOUNTAINS
 11494 Columbia Park Dr. W., Suite 4, Jacksonville, FL32256
www.deltafountains.com

Lighting Design = EL
TILLOTSON DESIGN ASSOCIATES
40 Worth Street, Room 703, New York NY 10013
www.tillotsondesign.com

REAL/SIGNATURE

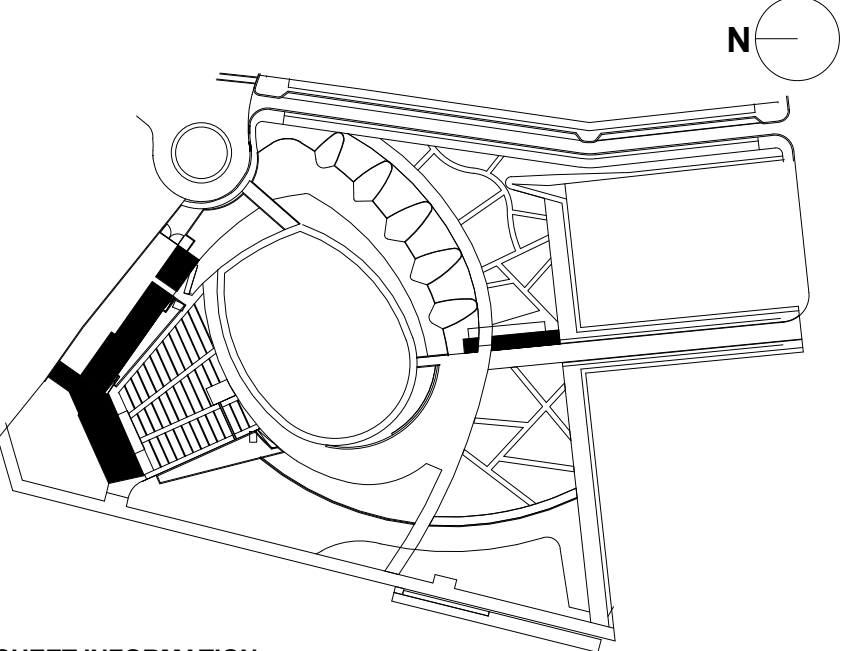


PROGRESS SET
NOT FOR CONSTRUCTION

ISSUE/REVISIONS

[illegible]

KEY MAP



SHEET INFORMATION

Project No.: NWP 1701
Drawn By: CP
Checked By: PC DWH
Date: 12/04/2019
Scale: As indicated

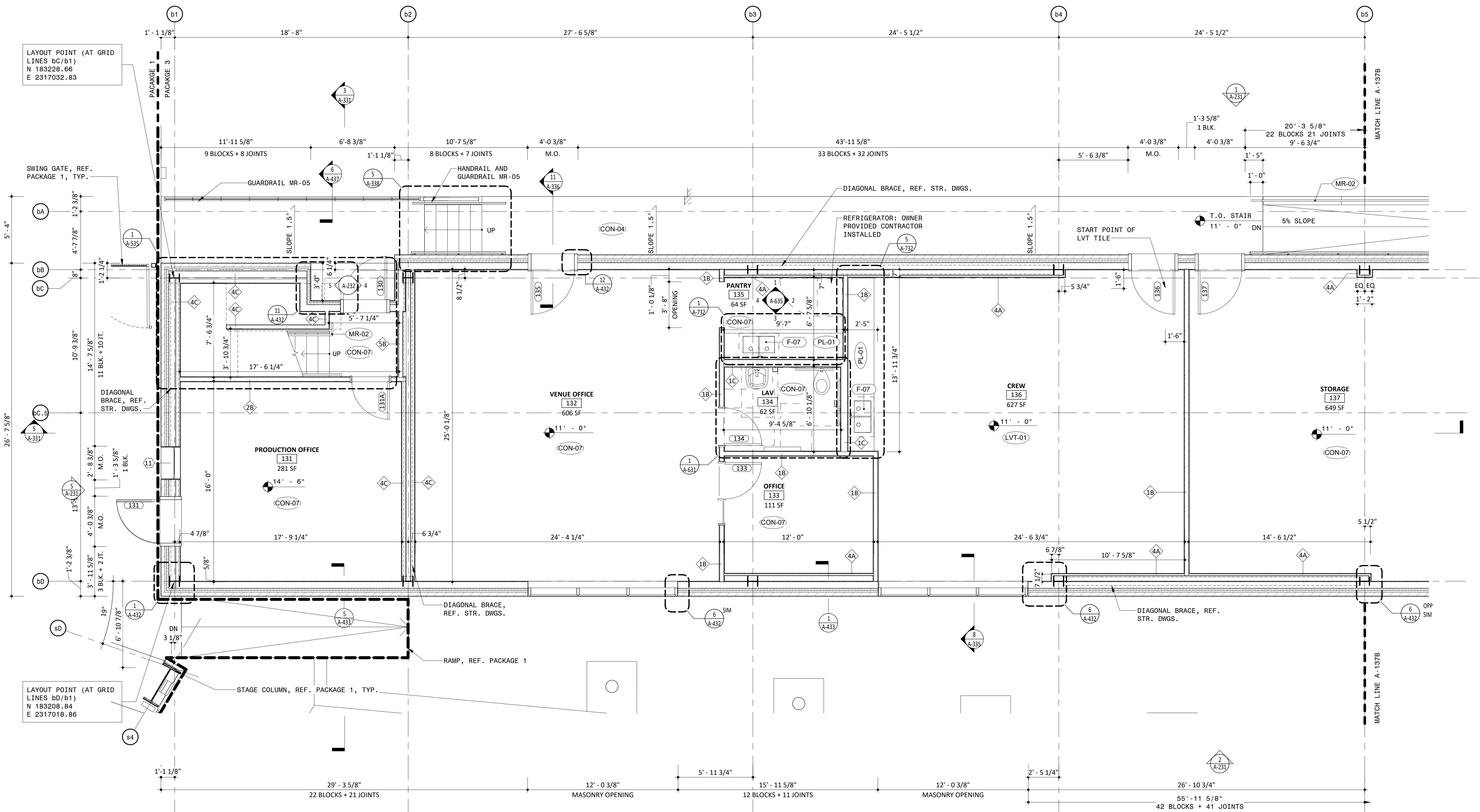
SHEET TITLE

**ARCHITECTURE PARTIAL
SECOND FLOOR CURB
PLAN - STAGE BUILDING**

SHEET NO

A-136B-P3

A
B
C
D
E
F
G
H
I
J
K
L
M
N



1 STAGE BUILDING FIRST FLOOR PLAN PART A
1/4" = 1'-0"

NOTES

GENERAL NOTES

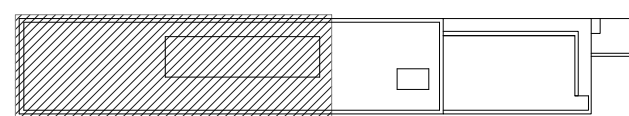
1. DO NOT SCALE DRAWINGS FOR DIMENSIONS.
2. ADDITIONAL INFORMATION MAY BE SHOWN ON THE FLOOR PLANS, DETAIL PLANS, ELEVATIONS, SECTIONS, DETAIL SCHEDULES AND SPECIFICATIONS.
3. REFER TO SHEET 001 FOR TYPICAL NOTES, LEGENDS, SYMBOLS & DIMENSIONING STANDARDS.
4. REFER TO SHEET A-831 FOR MATERIAL ABBREVIATION LEGEND.
5. FOR ADDITIONAL INFORMATION REFER TO STRUCTURAL, MECHANICAL, ELECTRICAL AND PLUMBING DRAWINGS.
6. REFERENCE LANDSCAPE & CIVIL DRAWINGS FOR GRADING AND MATERIALS.
7. FOR LIGHT FIXTURE SCHEDULE, REFERENCE ELECTRICAL DRAWING E-300.
8. REFER TO SHEET A-601 FOR GENERAL MOUNTING HEIGHTS OF FIXTURES AND FITTINGS

LEGEND

REFERENCE A-831/A-832 FOR SPECIFICATION SECTION

| | |
|--------|--------------------------|
| ACT-XX | ACOUSTIC CEILING TILE |
| A-XX | BATHROOM ACCESSORIES |
| BA-XX | BULLET RESISTANT ASSEMBL |
| BR-XX | BRICK |
| CON-XX | CONCRETE |
| CT-XX | CERAMIC TILE |
| EF-XX | EPOXY FLOORING & BASE |
| EQ-XX | EQUIPMENT |
| F-XX | FIXTURES |
| GC-XX | GLAZED CANOPY |
| GL-XX | GLASS |
| GR-XX | GROUND FACE BLOCK |
| GWB-XX | GYPSUM WALL BOARD |
| INS-XX | INSULATION |
| LVT-XX | LUXURY VINYL TILE |
| MF-XX | METAL FENCING |
| MR-XX | METAL RAILING |
| MTL-XX | SHEET METAL |
| PH-XX | PHENOLIC RESIN |
| PL-XX | PLASTIC LAMINATE |
| PT-XX | PAINT |
| PX-XX | HIGH PERFORMANCE COATING |
| RB-XX | RUBBER BASE |
| RFG-XX | ROOFING |
| RP-XX | ROOF PAVERS |
| SF-XX | STOREFRONT |
| SS-XX | SOLID SURFACE |
| STS-XX | STAINLESS STEEL |
| WB-XX | WOOD |

KEY PLAN



STAGE BUILDING PART A

Approved Construction Plan

Name Date

Planning _____

Traffic _____

Fire _____

PROJECT INFORMATION

NORTH WATERFRONT PARK

10 COWAN STREET
WILMINGTON, NORTH CAROLINA

CITY OF WILMINGTON
Community Services Department
PO Box 1810, Wilmington, North Carolina 28402
City of Wilmington Project Code 3CPRK1860

Landscape Architecture = L
HARGREAVES JONES
180 Varick Street, Suite 204, New York, NY 10014
www.hargreavesjonesla.com
NC License #C-513

Architecture = A
SAGE & COOMBE ARCHITECTS
12-16 Vestry Street, 5th Floor, New York, NY 10013
www.sageandcoombe.com

Acoustic/Theater/AV = AT
OAP.P.C.
 77 Water Street, New York NY 10015
www.arup.com

Civil Engineering = C
Structural Engineering = S
Geotechnical Engineering = G
STEWART
223 S. West Street, Suite 1100, Raleigh, NC 27603
www.stewartinc.com
NC License #C-1051

Environmental Engineering = EE
SOIL & ENVIRONMENTAL CONSULTANTS, PA
 8412 Falls of Neuse Road, Suite 104, Raleigh, NC 27615
www.sandec.com
EAGLE RESOURCES
 215 West Moore Street, Southport, NC 28461
www.eagleresources.com

Irrigation= I
CLARK IRRIGATION DESIGN & CONSULTING, INC
P.O. Box 693, Lavonia, GA 30553
www.clarkirrigationdesign.com

Landscape Soil = LS
LANDIS, PLLC
3908 Bentley Brook Dr. Raleigh, NC 2761 2
www.landispllc.com

Mechanical Engineering = M
Electrical Engineering = E
Plumbing Engineering = P
Fire Protection = FP
CHEATHAM & ASSOCIATES , PA
3412 Enterprise Drive, Wilmington NC 28405
www.cheathampa.com
NC License #C-1073

Marine Structural Engineering = SM
ANDREW CONSULTING ENGINEERS
 3811 Peachtree Avenue, Suite 300, Wilmington, NC 28403
www.andrewengineers.com

Water Fountain Design = WF
DELTA FOUNTAINS
 11494 Columbia Park Dr. W., Suite 4, Jacksonville, FL 32256
www.deltafountains.com

Lighting Design = EL
TILLOTSON DESIGN ASSOCIATES
40 Worth Street, Room 703, New York NY 10013
www.tillotsondesign.com

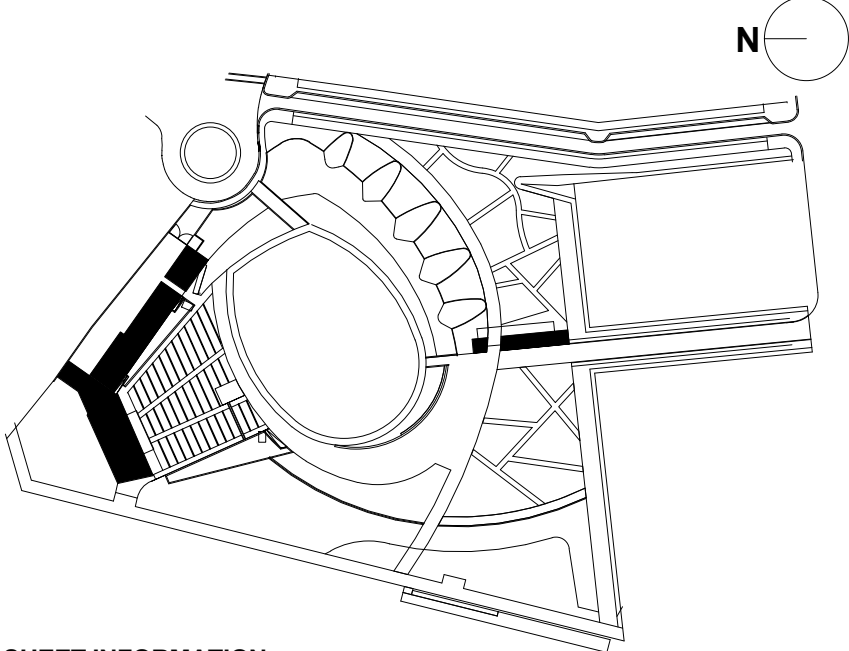
SEAL/SIGNATURE

PROGRESS SET
NOT FOR CONSTRUCTION

ISSUE/REVISIONS

| NO. | DESCRIPTION | DATE |
|-----|------------------------------------|------------|
| 1 | 60% CONSTRUCTION DOCUMENTS P3 | 07/26/2019 |
| 2 | 95% CONSTRUCTION DOCUMENTS P3 & P4 | 12/04/2019 |
| | | |
| | | |
| | | |
| | | |
| | | |

KEY MAP



SHEET INFORMATION

Project No.: NWP 1701
 Drawn By: LWA
 Checked By: PC DWH
 Date: 12/04/2019
 Scale: As indicated

SHEET TITLE

ARCHITECTURE PARTIAL

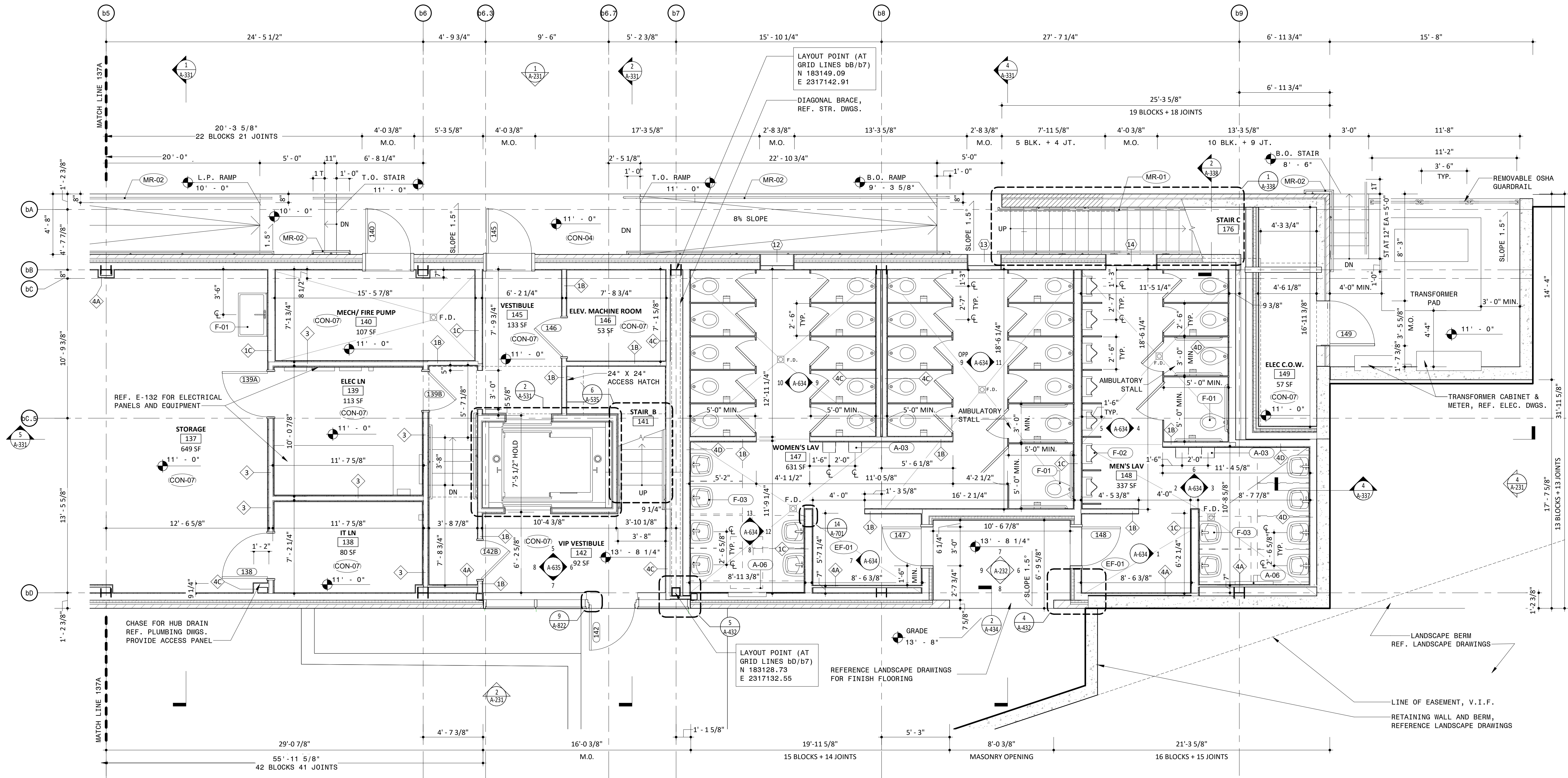
FIRST FLOOR PLAN -

STAGE BUILDING

SHEET NO

A-137A-P3

A
B
C
D
E
F
G
H
I
J
K
L
M
N



1 STAGE BUILDING FIRST FLOOR PLAN PART B
1/4" = 1'-0"

NOTES

GENERAL NOTES

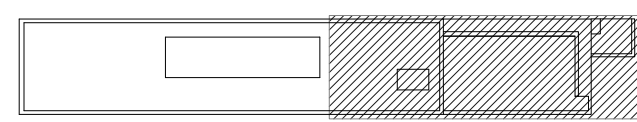
1. DO NOT SCALE DRAWINGS FOR DIMENSIONS.
2. ADDITIONAL INFORMATION MAY BE SHOWN ON THE FLOOR PLANS, DETAIL PLANS, ELEVATIONS, SECTIONS, DETAIL SCHEDULES AND SPECIFICATIONS.
3. REFERENCE TO SHEET NUMBERS FOR TYPICAL NOTES, LEGENDS, SYMBOLS & DIMENSIONING STANDARDS.
4. REFER TO SHEET A-831 FOR MATERIAL ABBREVIATION LEGEND.
5. FOR ADDITIONAL INFORMATION REFER TO STRUCTURAL, MECHANICAL, ELECTRICAL AND PLUMBING DRAWINGS.
6. REFERENCE LANDSCAPE & CIVIL DRAWINGS FOR GRADING AND MATERIALS.
7. FOR LIGHT FIXTURE SCHEDULE, REFERENCE ELECTRICAL DRAWING E-300.
8. REFER TO SHEET A-801 FOR GENERAL MOUNTING HEIGHTS OF FIXTURES AND FITTINGS.

LEGEND

REFERENCE A-831/A-832 FOR SPECIFICATION SECTION

| | |
|--------|-----------------------------|
| ACT-XX | ACOUSTIC CEILING TILE |
| A-XX | BATHROOM ACCESSORIES |
| BA-XX | BULLET RESISTANT ASSEMBLIES |
| BR-XX | BRICK |
| CON-XX | CONCRETE |
| CT-XX | CERAMIC TILE |
| EF-XX | EPOXY FLOORING & BASE |
| EQ-XX | EQUIPMENT |
| F-XX | FIXTURES |
| GC-XX | GLAZED CANOPY |
| GL-XX | GLASS |
| GR-XX | GROUND FACE BLOCK |
| GWB-XX | GYPSUM WALL BOARD |
| INS-XX | INSULATION |
| LVT-XX | LUXURY VINYL TILE |
| MF-XX | METAL FENCING |
| MR-XX | METAL RAILING |
| MTL-XX | SHEET METAL |
| PH-XX | PHENOLIC RESIN |
| PL-XX | PLASTIC LAMINATE |
| PT-XX | PAINT |
| PX-XX | HIGH PERFORMANCE COATING |
| RB-XX | RUBBER BASE |
| RFG-XX | ROOFING |
| RP-XX | ROOF PAVERS |
| SF-XX | STOREFRONT |
| SS-XX | SOLID SURFACE |
| STS-XX | STAINLESS STEEL |
| WD-XX | WOOD |

KEY PLAN



STAGE BUILDING PART B

Approved Construction Plan

Name Date

Planning _____

Traffic _____

Fire _____

PROJECT INFORMATION

NORTH WATERFRONT PARK

10 COWAN STREET
WILMINGTON, NORTH CAROLINA

CITY OF WILMINGTON
Community Services Department
PO Box 1810, Wilmington, North Carolina 28402
City of Wilmington Project Code 3CPRK1860

Landscape Architecture = L
HARGREAVES JONES
180 Varick Street, Suite 204, New York, NY 10014
www.hargreavesjonesla.com
NC License #C-513

Architecture = A
SAGE & COOMBE ARCHITECTS
12-16 Vestry Street, 5th Floor, New York, NY 10013
www.sageandcoombe.com

Acoustic/Theater/AV = AT
OAP.P.C.
77 Water Street, New York NY 10015
www.arup.com

Civil Engineering = C
Structural Engineering= S
Geotechnical Engineering = G
STEWART
223 S. West Street, Suite 1100, Raleigh, NC 27603
www.stewartinc.com
NC License #C-1051

Environmental Engineering = EE
SOIL & ENVIRONMENTAL CONSULTANTS, PA
 8412 Falls of Neuse Road, Suite 104, Raleigh, NC 27615
www.sandec.com
EAGLE RESOURCES
 215 West Moore Street, Southport, NC 28461
www.eagleresources.com

Irrigation= I
CLARK IRRIGATION DESIGN & CONSULTING, INC.
P.O. Box 693, Lavonia, GA 30553
www.clarkirrigationdesign.com

Landscape Soil = LS
LANDIS, PLLC
3908 Bentley Brook Dr. Raleigh, NC 2761 2
www.landispllc.com

Mechanical Engineering = M
Electrical Engineering = E
Plumbing Engineering = P
Fire Protection = FP
CHEATHAM & ASSOCIATES , PA
3412 Enterprise Drive, Wilmington NC 2840
www.cheatham.com
NC License #C-1073

Marine Structural Engineering = SM
ANDREW CONSULTING ENGINEERS
 3811 Peachtree Avenue, Suite 300, Wilmington, NC 28403
www.andrewengineers.com

Water Fountain Design = WF
DELTA FOUNTAINS
 11494 Columbia Park Dr. W., Suite 4, Jacksonville, FL 32256
www.deltafountains.com

Lighting Design = EL
TILLOTSON DESIGN ASSOCIATES
40 Worth Street, Room 703, New York NY 10013
www.tillotsondesign.com

SEAL/SIGNATURE

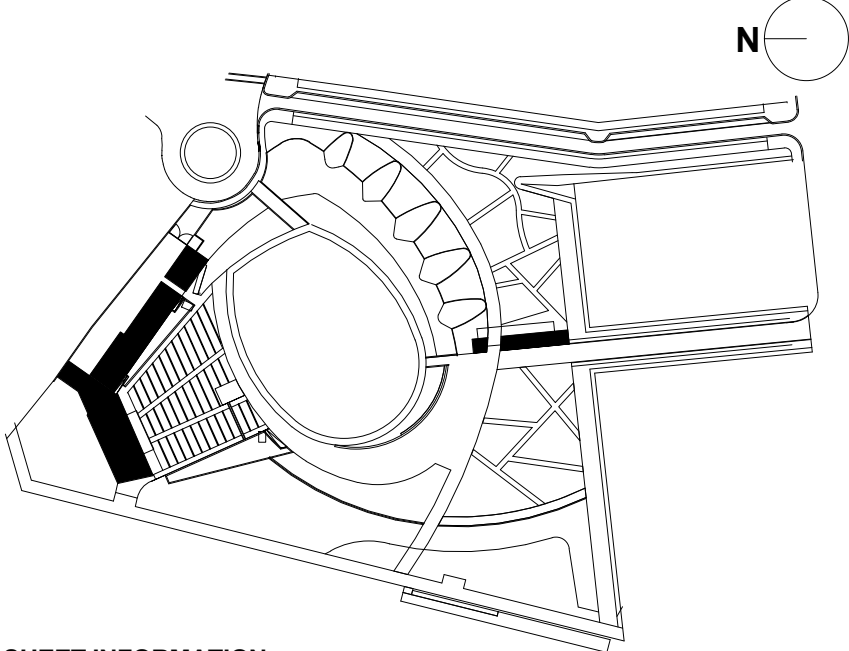


PROGRESS SET
NOT FOR CONSTRUCTION

ISSUE/REVISIONS

| NO. | DESCRIPTION | DATE |
|-----|------------------------------------|------------|
| 1 | 60% CONSTRUCTION DOCUMENTS P3 | 07/26/2019 |
| 2 | 95% CONSTRUCTION DOCUMENTS P3 & P4 | 12/04/2019 |
| | | |
| | | |
| | | |
| | | |
| | | |

KEY MAP



SHEET INFORMATION

Project No.: NWP 1701
 Drawn By: LWA
 Checked By: PC DWH
 Date: 12/04/2019
 Scale: As indicated

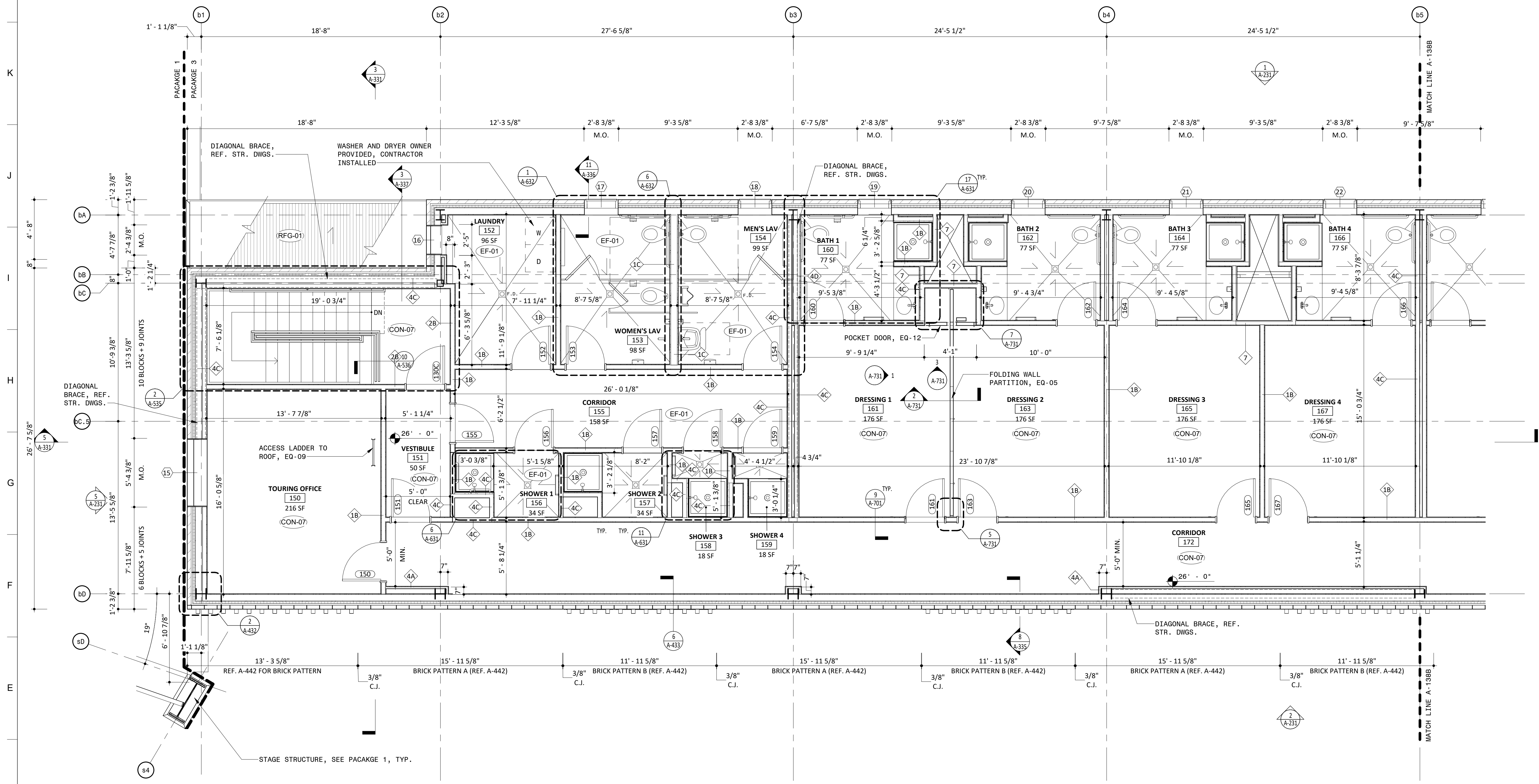
SHEET TITLE

ARCHITECTURE PARTIAL FIRST FLOOR PLAN - STAGE BUILDING

SHEET NO

A-137B-P3

A
B
C
D
E
F
G
H
I
J
K
L
M
N



1 STAGE BUILDING SECOND FLOOR PLAN PART A
1/4" = 1'-0"

NOTES

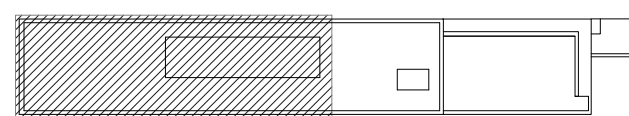
- GENERAL NOTES**
1. DO NOT SCALE DRAWINGS FOR DIMENSIONS.
 2. ADDITIONAL INFORMATION MAY BE SHOWN ON THE FLOOR PLANS, DETAIL PLANS, ELEVATIONS, SECTIONS, DETAIL SCHEDULES AND SPECIFICATIONS.
 3. REFER TO SHEET E-301 FOR TYPICAL NOTES, LEGENDS, SYMBOLS & DIMENSIONING STANDARDS.
 4. REFER TO SHEET A-831 FOR MATERIAL ABBREVIATION LEGEND.
 5. FOR ADDITIONAL INFORMATION REFER TO STRUCTURAL, MECHANICAL, ELECTRICAL AND PLUMBING DRAWINGS.
 6. REFERENCE LANDSCAPE & CIVIL DRAWINGS FOR GRADING AND MATERIALS.
 7. FOR LIGHT FIXTURE SCHEDULE, REFERENCE ELECTRICAL DRAWING E-300.
 8. REFER TO SHEET A-801 FOR GENERAL MOUNTING HEIGHTS OF FIXTURES AND FITTINGS.

LEGEND

REFERENCE A-831/A-832 FOR SPECIFICATION SECTION

- | | |
|--------|-----------------------------|
| ACT-XX | ACOUSTIC CEILING TILE |
| A-XX | BATHROOM ACCESSORIES |
| BA-XX | BULLET RESISTANT ASSEMBLIES |
| BR-XX | BRICK |
| CON-XX | CONCRETE |
| CT-XX | CERAMIC TILE |
| EF-XX | EPOXY FLOORING & BASE |
| EQ-XX | EQUIPMENT |
| F-XX | FIXTURES |
| GC-XX | GLAZED CANOPY |
| GL-XX | GLASS |
| GR-XX | GROUND FACE BLOCK |
| GWB-XX | GYPSUM WALL BOARD |
| INS-XX | INSULATION |
| LVT-XX | LUXURY VINYL TILE |
| MF-XX | METAL FENCING |
| MR-XX | METAL RAILING |
| MTL-XX | SHEET METAL |
| PH-XX | PHENOLIC RESIN |
| PL-XX | PLASTIC LAMINATE |
| PT-XX | PAINT |
| PX-XX | HIGH PERFORMANCE COATING |
| RB-XX | RUBBER BASE |
| RFG-XX | ROOFING |
| RP-XX | ROOF PAVERS |
| SF-XX | STOREFRONT |
| SS-XX | SOLID SURFACE |
| STS-XX | STAINLESS STEEL |
| WD-XX | WOOD |

KEY PLAN



STAGE BUILDING PART A

Approved Construction Plan

Name Date

Planning _____

Traffic _____

Fire _____

PROJECT INFORMATION

NORTH WATERFRONT PARK

10 COWAN STREET
WILMINGTON, NORTH CAROLINA

CITY OF WILMINGTON
Community Services Department
PO Box 1810, Wilmington, North Carolina 28402
City of Wilmington Project Code 3CPRK1860

Landscape Architecture = L
HARGREAVES JONES
 180 Varick Street, Suite 204, New York, NY 10014
www.hargreavesjonesla.com
 NC License #C-513

Architecture = A
SAGE & COOMBE ARCHITECTS
12-16 Vestry Street, 5th Floor, New York, NY 10013
www.sageandcoombe.com

Acoustic/Theater/AV = AT
OAP.P.C.
77 Water Street, New York NY 10015
www.arup.com

Civil Engineering = C
Structural Engineering= S
Geotechnical Engineering = G
STEWART
223 S. West Street, Suite 1100, Raleigh, NC 27603
www.stewartinc.com
NC License #C-1051

Environmental Engineering = EE
SOIL & ENVIRONMENTAL CONSULTANTS, PA
 8412 Falls of Neuse Road, Suite 104, Raleigh, NC 27615
www.sandec.com
EAGLE RESOURCES
 215 West Moore Street, Southport, NC 28461
www.eagleresources.com

Irrigation= I
CLARK IRRIGATION DESIGN & CONSULTING, INC.
P.O. Box 693, Lavonia, GA 30553
www.clarkirrigationdesign.com

Landscape Soil = LS
LANDIS, PLLC
3908 Bentley Brook Dr. Raleigh, NC 2761 2
www.landispllc.com

Mechanical Engineering = M
Electrical Engineering = E
Plumbing Engineering = P
Fire Protection = FP
CHEATHAM & ASSOCIATES , PA
3412 Enterprise Drive, Wilmington NC 2840
www.cheatham.com
NC License #C-1073

Marine Structural Engineering = SM
ANDREW CONSULTING ENGINEERS
 3811 Peachtree Avenue, Suite 300, Wilmington, NC 28403
www.andrewengineers.com

Water Fountain Design = WF
DELTA FOUNTAINS
 11494 Columbia Park Dr. W., Suite 4, Jacksonville, FL 32256
www.deltafountains.com

Lighting Design = EL
TILLOTSON DESIGN ASSOCIATES
40 Worth Street, Room 703, New York NY 10013
www.tillotsondesign.com

REAL/SIGNATURE

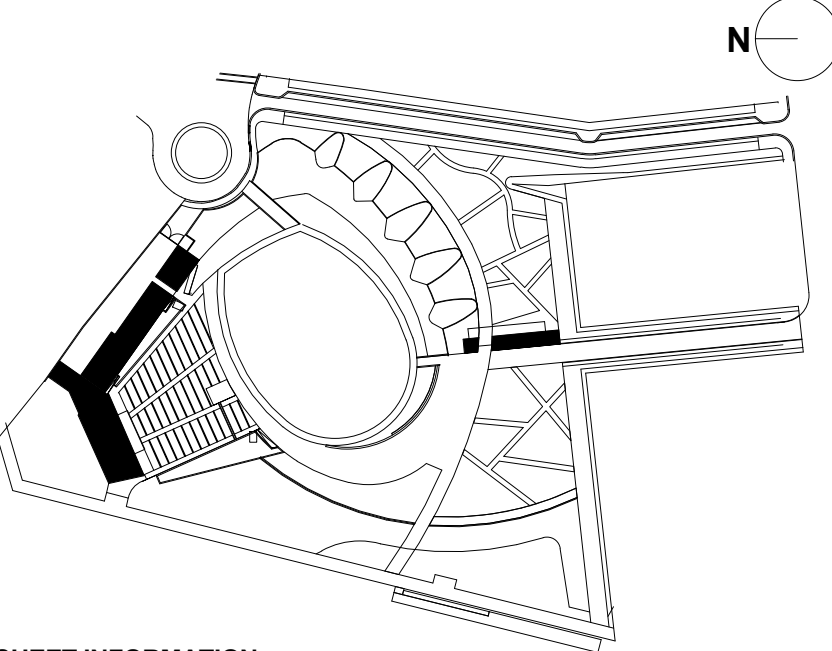


PROGRESS SET
NOT FOR CONSTRUCTION

SSUE/REVISIONS

[illegible]

KEY MAP



SHEET INFORMATION


Project No.: NWP 1701
Drawn By: LWA
Checked By: PC DWH
Date: 12/04/2019
Scale: As indicated

SHEET TITLE

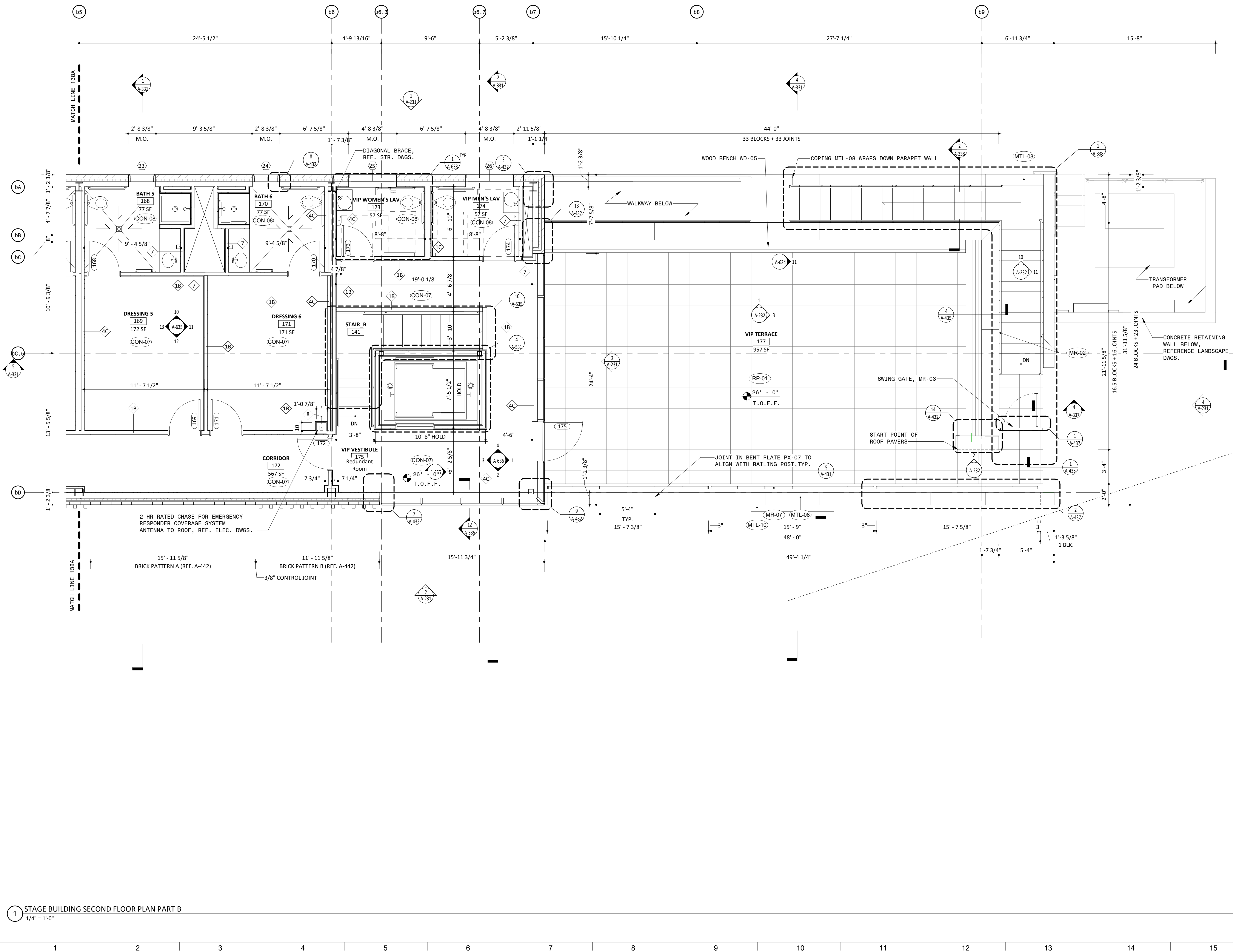
ARCHITECTURE PARTIAL SECOND FLOOR PLAN - STAGE BUILDING

SHEET NO

A-138A-P3



A
B
C
D
E
F
G
H
I
J
K
L
M
N



NOTES

GENERAL NOTES

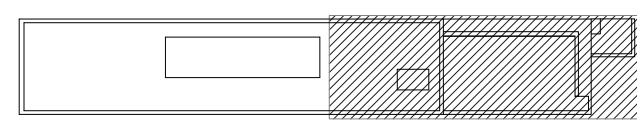
1. DO NOT SCALE DRAWINGS FOR DIMENSIONS.
2. ADDITIONAL INFORMATION MAY BE SHOWN ON THE FLOOR PLANS, DETAIL PLANS, ELEVATIONS, SECTIONS, DETAIL SCHEDULES AND SPECIFICATIONS.
3. REFERENCE SHEET E-301 FOR TYPICAL NOTES, LEGENDS, SYMBOLS & DIMENSIONING STANDARDS.
4. REFER TO SHEET A-831 FOR MATERIAL ABBREVIATION LEGEND.
5. FOR ADDITIONAL INFORMATION REFER TO STRUCTURAL, MECHANICAL, ELECTRICAL AND PLUMBING DRAWINGS.
6. REFERENCE LANDSCAPE & CIVIL DRAWINGS FOR GRADING AND MATERIALS.
7. FOR LIGHT FIXTURE SCHEDULE, REFERENCE ELECTRICAL DRAWING E-300.
8. REFER TO SHEET A-801 FOR GENERAL MOUNTING HEIGHTS OF FIXTURES AND FITTINGS

LEGEND

REFERENCE A-831/A-832 FOR SPECIFICATION SECTION

| | |
|--------|--------------------------|
| AC-XX | ACOUSTIC CEILING TILE |
| BA-XX | BATHROOM ACCESSORIES |
| BR-XX | BULLET RESISTANT ASSEMBL |
| BR-XX | BRICK |
| CON-XX | CONCRETE |
| CT-XX | CERAMIC TILE |
| EF-XX | EPOXY FLOORING & BASE |
| EQ-XX | EQUIPMENT |
| F-XX | FIXTURES |
| GC-XX | GLAZED CANOPY |
| GL-XX | GLASS |
| GR-XX | GROUND FACE BLOCK |
| GWB-XX | GYPSUM WALL BOARD |
| INS-XX | INSULATION |
| LVT-XX | LUXURY VINYL TILE |
| MF-XX | METAL FENCING |
| MR-XX | METAL RAILING |
| MTL-XX | SHEET METAL |
| PH-XX | PHENOLIC RESIN |
| PL-XX | PLASTIC LAMINATE |
| PT-XX | PAINT |
| PX-XX | HIGH PERFORMANCE COATING |
| RB-XX | RUBBER BASE |
| RFG-XX | ROOFING |
| RP-XX | ROOF PAVERS |
| SF-XX | STOREFRONT |
| SS-XX | SOLID SURFACE |
| STS-XX | STAINLESS STEEL |
| WD-XX | WOOD |

KEY PLAN



STAGE BUILDING PART B

Approved Construction Plan

Name Date

Planning _____

Traffic _____

Fire _____

PROJECT INFORMATION

NORTH WATERFRONT PARK

10 COWAN STREET
WILMINGTON, NORTH CAROLINA

CITY OF WILMINGTON
Community Services Department
PO Box 1810, Wilmington, North Carolina 28402
City of Wilmington Project Code 3CPRK1860

Landscape Architecture = L
HARGREAVES JONES
180 Varick Street, Suite 204, New York, NY 10014
www.hargreavesjonesla.com
NC License #C-513

Architecture = A
SAGE & COOMBE ARCHITECTS
12-16 Vestry Street, 5th Floor, New York, NY 10013
www.sageandcoombe.com

Acoustic/Theater/AV = AT
OAP.P.C.
 77 Water Street, New York NY 10015
www.arup.com

Civil Engineering = C
Structural Engineering= S
Geotechnical Engineering = G
STEWART
223 S. West Street, Suite 1100, Raleigh, NC 27603
www.stewartinc.com
NC License #C-1051

Environmental Engineering = EE
SOIL & ENVIRONMENTAL CONSULTANTS, PA
 8412 Falls of Neuse Road, Suite 104, Raleigh, NC 27615
www.sandec.com
EAGLE RESOURCES
 215 West Moore Street, Southport, NC 28461
www.eagleresources.com

Irrigation= I
CLARK IRRIGATION DESIGN & CONSULTING, INC.
P.O. Box 693, Lavonia, GA 30553
www.clarkirrigationdesign.com

Landscape Soil = LS
LANDIS, PLLC
3908 Bentley Brook Dr. Raleigh, NC 2761 2
www.landispllc.com

Mechanical Engineering = M
Electrical Engineering = E
Plumbing Engineering = P
Fire Protection = FP
CHEATHAM & ASSOCIATES , PA
3412 Enterprise Drive, Wilmington NC 2840
www.cheathampa.com
NC License #C-1073

Marine Structural Engineering = SM
ANDREW CONSULTING ENGINEERS
 3811 Peachtree Avenue, Suite 300, Wilmington, NC 28403
www.andrewengineers.com

Water Fountain Design = WF
DELTA FOUNTAINS
 11494 Columbia Park Dr. W., Suite 4, Jacksonville, FL 32256
www.deltafountains.com

Lighting Design = EL
TILLOTSON DESIGN ASSOCIATES
40 Worth Street, Room 703, New York NY 10013
www.tillotsondesign.com

SEAL/SIGNATURE

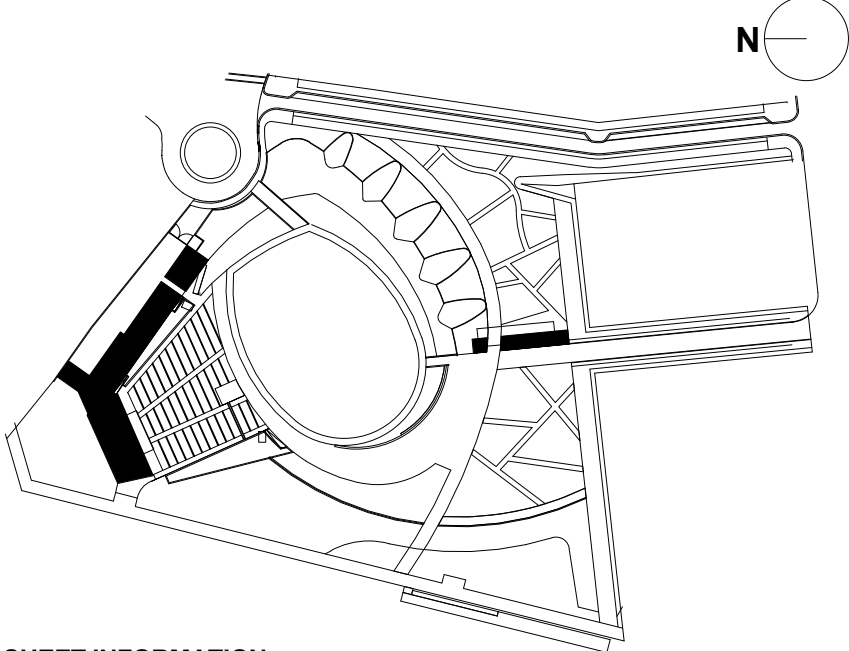


PROGRESS SET
NOT FOR CONSTRUCTION

ISSUE/REVISIONS

| NO. | DESCRIPTION | DATE |
|-----|------------------------------------|------------|
| 1 | 60% CONSTRUCTION DOCUMENTS P3 | 07/26/2019 |
| 2 | 95% CONSTRUCTION DOCUMENTS P3 & P4 | 12/04/2019 |
| | | |
| | | |
| | | |
| | | |
| | | |

KEY MAP



SHEET INFORMATION

Project No.: NWP 1701
 Drawn By: LWA
 Checked By: PC DWH
 Date: 12/04/2019
 Scale: As indicated

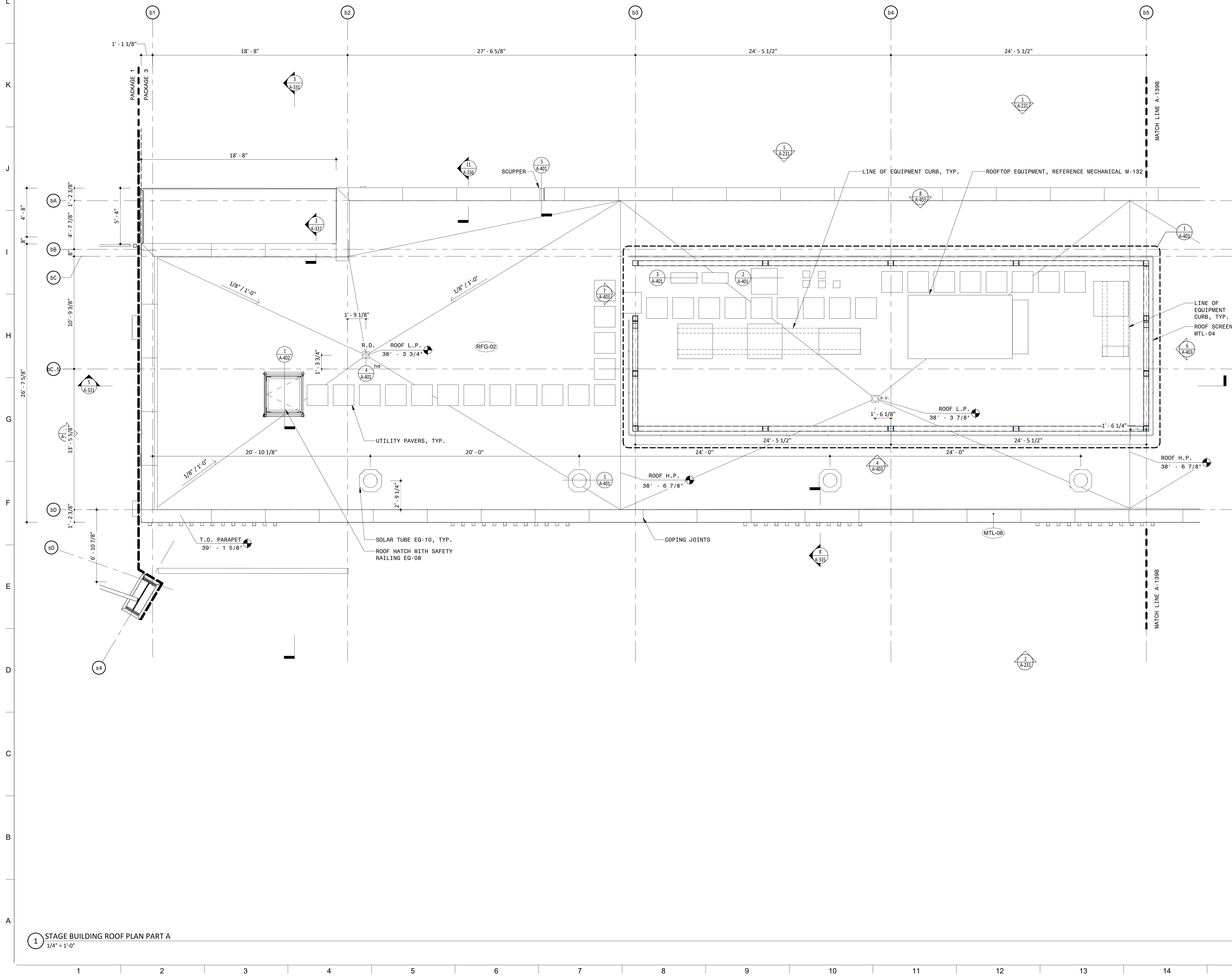
SHEET TITLE

ARCHITECTURE PARTIAL SECOND FLOOR PLAN - STAGE BUILDING

SHEET NO

A-138B-P3

A
B
C
D
E
F
G
H
I
J
K
L
M
N



NOTES

GENERAL NOTES

1. DO NOT SCALE DRAWINGS FOR DIMENSIONS.

2. ADDITIONAL INFORMATION MAY BE SHOWN ON THE FLOOR PLANS, DETAIL PLANS, ELEVATIONS, SECTIONS, DETAIL SCHEDULES AND SPECIFICATIONS.

3. REFER TO SHEET G-601 FOR TYPICAL NOTES, LEGENDS, SYMBOLS & DIMENSIONING STANDARDS.

4. REFER TO SHEET A-B31 FOR MATERIAL ABBREVIATION LEGEND.

5. FOR ADDITIONAL INFORMATION REFER TO STRUCTURAL, MECHANICAL, ELECTRICAL AND PLUMBING DRAWINGS.

6. REFERENCE LANDSCAPE & CIVIL DRAWINGS FOR GRADING AND MATERIALS.

7. FOR LIGHT FIXTURE SCHEDULE, REFERENCE ELECTRICAL DRAWING E-300.

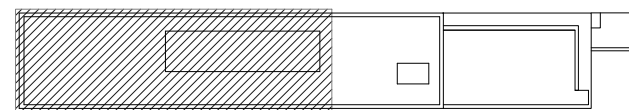
8. REFER TO SHEET A-601 FOR GENERAL MOUNTING HEIGHTS OF FIXTURES AND FITTINGS.

LEGEND

REFERENCE A-831/A-832 FOR SPECIFICATION SECTION

| | |
|--------|-----------------------------|
| ACT-XX | ACOUSTIC CEILING TILE |
| A-XX | BATHROOM ACCESSORIES |
| BA-XX | BULLET RESISTANT ASSEMBLIES |
| BR-XX | BRICK |
| CON-XX | CONCRETE |
| CT-XX | CERAMIC TILE |
| EF-XX | EPOXY FLOORING & BASE |
| EQ-XX | EQUIPMENT |
| F-XX | FIXTURES |
| GC-XX | GLAZED CANOPY |
| GL-XX | GLASS |
| GR-XX | GROUND FACE BLOCK |
| GWB-XX | GYPSUM WALL BOARD |
| INS-XX | INSULATION |
| LVT-XX | LUXURY VINYL TILE |
| MF-XX | METAL FENCING |
| MR-XX | METAL RAILING |
| MTL-XX | SHEET METAL |
| PH-XX | PHENOLIC RESIN |
| PL-XX | PLASTIC LAMINATE |
| PT-XX | PAINT |
| PX-XX | HIGH PERFORMANCE COATING |
| RB-XX | RUBBER BASE |
| RFG-XX | ROOFING |
| RP-XX | ROOF PAVERS |
| SF-XX | STOREFRONT |
| SS-XX | SOLID SURFACE |
| STS-XX | STAINLESS STEEL |
| WD-XX | WOOD |

KEY PLAN



STAGE BUILDING PART A

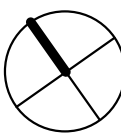
Approved Construction Plan

Name Date

Planning _____

Traffic _____

Fire _____



PROJECT INFORMATION

NORTH WATERFRONT PARK

10 COWAN STREET
WILMINGTON, NORTH CAROLINA

CITY OF WILMINGTON
Community Services Department
PO Box 1810, Wilmington, North Carolina 28402
City of Wilmington Project Code 3CPRK1860

Landscape Architecture = L
HARGREAVES JONES
180 Varick Street, Suite 204, New York, NY 10014
www.hargreavesjonesla.com
NC License #C-513

Architecture = A
SAGE & COOMBE ARCHITECTS
12-16 Vestry Street, 5th Floor, New York, NY 10013
www.sageandcoombe.com

Acoustic/Theater/AV = AT
OAP.P.C.
 77 Water Street, New York NY 10015
www.arup.com

Civil Engineering = C
Structural Engineering= S
Geotechnical Engineering = G
STEWART
223 S. West Street, Suite 1100, Raleigh, NC 27603
www.stewartinc.com
NC License #C-1051

Environmental Engineering = EE
SOIL & ENVIRONMENTAL CONSULTANTS, PA
 8412 Falls of Neuse Road, Suite 104, Raleigh, NC 27615
www.sandec.com
EAGLE RESOURCES
 215 West Moore Street, Southport, NC 28461
www.eagleresources.com

Irrigation= I
CLARK IRRIGATION DESIGN & CONSULTING, INC
P.O. Box 693, Lavonia, GA 30553
www.clarkirrigationdesign.com

Landscape Soil = LS
LANDIS, PLLC
3908 Bentley Brook Dr. Raleigh, NC 2761 2
www.landispllc.com

Mechanical Engineering = M
Electrical Engineering = E
Plumbing Engineering = P
Fire Protection = FP
CHEATHAM & ASSOCIATES , PA
3412 Enterprise Drive, Wilmington NC 28405
www.cheatham-pa.com
NC License #C-1073

Marine Structural Engineering = SM
ANDREW CONSULTING ENGINEERS
3811 Peachtree Avenue, Suite 300, Wilmington, NC 28403
www.andrewengineers.com

Water Fountain Design = WF
DELTA FOUNTAINS
11494 Columbia Park Dr. W., Suite 4, Jacksonville, FL 3225
www.deltafountains.com

Lighting Design = EL
TILLOTSON DESIGN ASSOCIATES
40 Worth Street, Room 703, New York NY 10013
www.tillotsondesign.com

SEAL/SIGNATURE

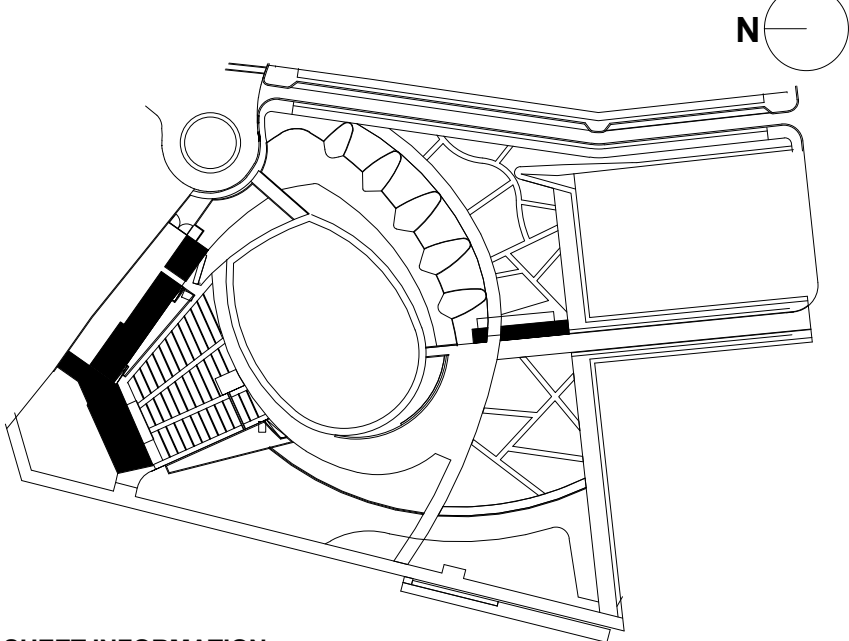


PROGRESS SET
NOT FOR CONSTRUCTION

ISSUE/REVISIONS

| NO. | DESCRIPTION | DATE |
|-----|------------------------------------|------------|
| 1 | 60% CONSTRUCTION DOCUMENTS P3 | 07/26/2019 |
| 2 | 95% CONSTRUCTION DOCUMENTS P3 & P4 | 12/04/2019 |
| | | |
| | | |
| | | |
| | | |

KEY MAP



SHEET INFORMATION

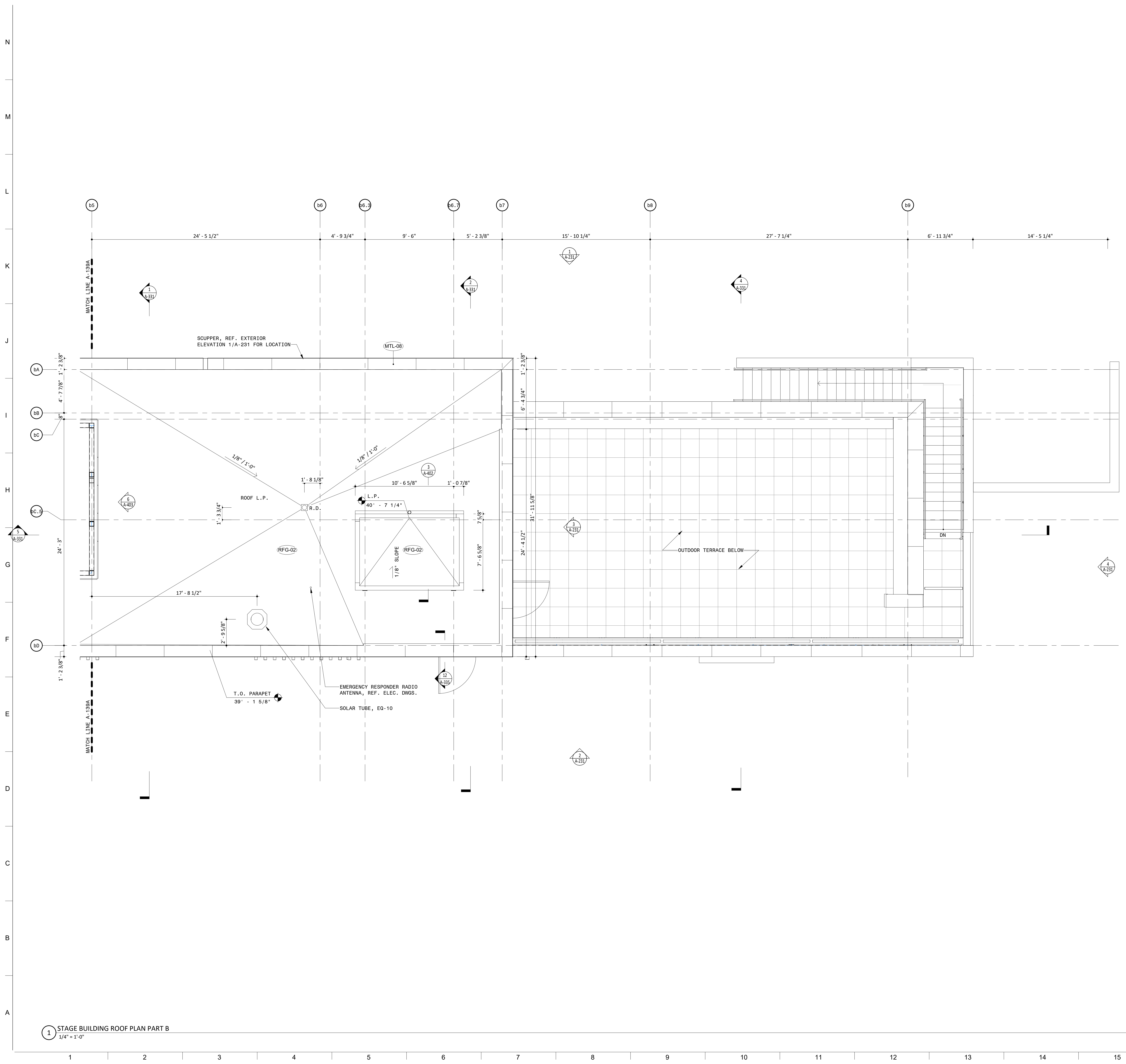
Project No.: NWP 1701
 Drawn By: LWA
 Checked By: PC DWH
 Date: 12/04/2019
 Scale: As indicated

SHEET TITLE

ARCHITECTURE PARTIAL ROOF PLAN - STAGE BUILDING

SHEET NO

A-139A-P3



NOTES

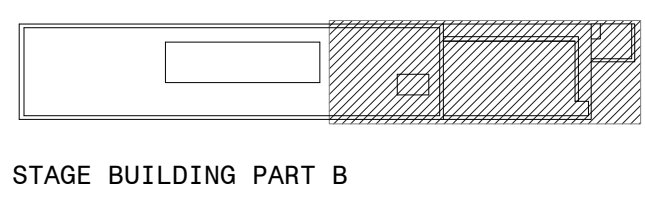
- GENERAL NOTES
- DO NOT SCALE DRAWINGS FOR DIMENSIONS. ADDITIONAL INFORMATION MAY BE SHOWN ON THE FLOOR PLANS, DETAIL PLANS, ELEVATIONS, SECTIONS, DETAIL SCHEDULES AND SPECIFICATIONS.
 - REFER TO SHEET G-001 FOR TYPICAL NOTES, LEGENDS, SYMBOLS & DIMENSIONING STANDARDS.
 - REFER TO SHEET A-831 FOR MATERIAL ABBREVIATION LEGEND.
 - FOR ADDITIONAL INFORMATION REFER TO STRUCTURAL, MECHANICAL, ELECTRICAL AND PLUMBING DRAWINGS.
 - REFERENCE LANDSCAPE & CIVIL DRAWINGS FOR GRADING AND MATERIALS.
 - FOR LIGHT FIXTURE SCHEDULE, REFERENCE ELECTRICAL DRAWING E-300.
 - REFER TO SHEET A-601 FOR GENERAL MOUNTING HEIGHTS OF FIXTURES AND FITTINGS

LEGEND

REFERENCE A-831/A-832 FOR SPECIFICATION SECTION

- (ACT-XX) ACOUSTIC CEILING TILE
- (A-XX) BATHROOM ACCESSORIES
- (BA-XX) BULLET RESISTANT ASSEMBLIES
- (BR-XX) BRICK
- (CON-XX) CONCRETE
- (CT-XX) CERAMIC TILE
- (EF-XX) EPOXY FLOORING & BASE
- (EQ-XX) EQUIPMENT
- (F-XX) FIXTURES
- (GC-XX) GLAZED CANOPY
- (GL-XX) GLASS
- (GR-XX) GROUND FACE BLOCK
- (GWB-XX) GYPSUM WALL BOARD
- (INS-XX) INSULATION
- (LVT-XX) LUXURY VINYL TILE
- (MF-XX) METAL FENCING
- (MR-XX) METAL RAILING
- (MTL-XX) SHEET METAL
- (PH-XX) PHENOLIC RESIN
- (PL-XX) PLASTIC LAMINATE
- (PT-XX) PAINT
- (PX-XX) HIGH PERFORMANCE COATING
- (RB-XX) RUBBER BASE
- (RFG-XX) ROOFING
- (RP-XX) ROOF PAVERS
- (SF-XX) STOREFRONT
- (SS-XX) SOLID SURFACE
- (STS-XX) STAINLESS STEEL
- (WD-XX) WOOD

KEY PLAN



Approved Construction Plan

Name _____ Date _____

Planning _____

Traffic _____

Fire _____

PROJECT INFORMATION

NORTH WATERFRONT PARK

10 COWAN STREET
WILMINGTON, NORTH CAROLINA

CITY OF WILMINGTON
Community Services Department
PO Box 1810, Wilmington, North Carolina 28402
City of Wilmington Project Code 3CPRK1860

Landscape Architecture = L
HARGREAVES JONES
180 Varick Street, Suite 204, New York, NY 10014
www.hargreavesjonesla.com
NC License #C-513

Architecture = A
SAGE & COOMBE ARCHITECTS
12-18 Vesny Street, 5th Floor, New York, NY 10013
www.sageandcoombe.com

Acoustic/Theater/AV = AT
OAP.P.C
77 Water Street, New York NY 10015
www.anup.com

Civil Engineering = C
Structural Engineering= S
Geotechnical Engineering = G
STEWART
223 S. West Street, Suite 1100, Raleigh, NC 27603
www.stewartinc.com
NC License #C-1051

Environmental Engineering = EE
SOIL & ENVIRONMENTAL CONSULTANTS, PA
8412 Falls of Neuse Road, Suite 104, Raleigh, NC 27615
www.sandec.com

EAGLE RESOURCES
215 West Moore Street, Southport, NC 28461
www.eagleresources.com

Irrigation= I
CLARK IRRIGATION DESIGN & CONSULTING, INC
P.O. Box 693, Lenoir, GA 30553
www.clarkirrigationdesign.com

Landscape Soil = LS
LANDIS, PLLC
3808 Bentley Brook Dr. Raleigh, NC 27611
www.landispllc.com

Mechanical Engineering = M
Electrical Engineering = E
Plumbing Engineering = P
Fire Protection = FF
CHEATHAM & ASSOCIATES , PA
3412 Enterprise Drive, Wilmington NC 28405
www.cheathamco.com
NC License #C-1073

Marine Structural Engineering = SM
ANDREW CONSULTING ENGINEERS
3811 Peachtree Avenue, Suite 300, Wilmington, NC 28403
www.andrewengineers.com

Water Fountain Design = WF
DELTA FOUNTAINS
11494 Columbia Park Dr. W., Suite 4, Jacksonville, FL 32258
www.deltafountains.com

Lighting Design = EL
TILLOTSON DESIGN ASSOCIATES
40 Worth Street, Room 703, New York NY 10013
www.tilotsondesign.com

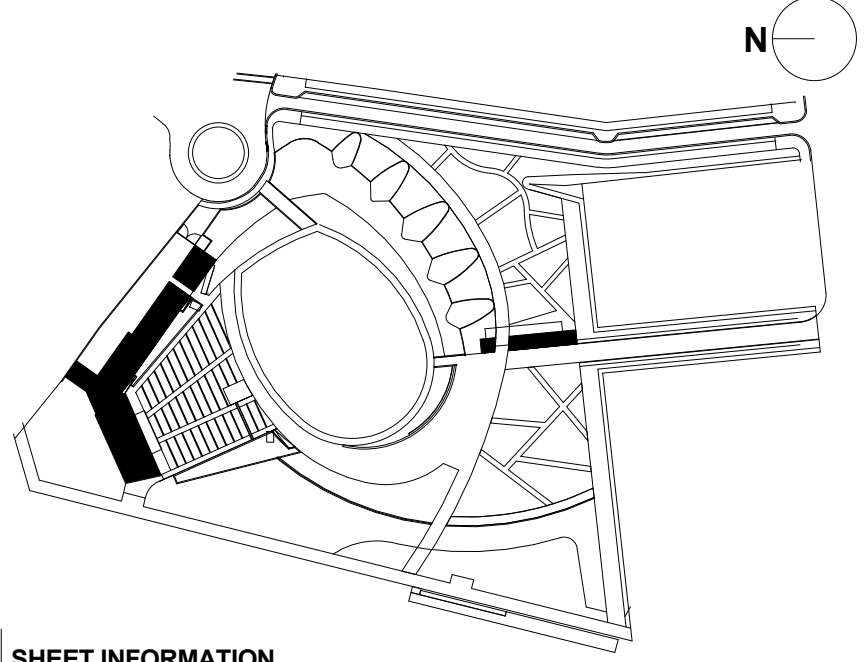
SEAL/SIGNATURE



ISSUE/REVISIONS

| NO. | DESCRIPTION | DATE |
|-----|------------------------------------|------------|
| 1 | 80% CONSTRUCTION DOCUMENTS P3 | 07/26/2019 |
| 2 | 95% CONSTRUCTION DOCUMENTS P3 & P4 | 12/04/2019 |
| | | |
| | | |
| | | |
| | | |
| | | |
| | | |
| | | |
| | | |

KEY MAP

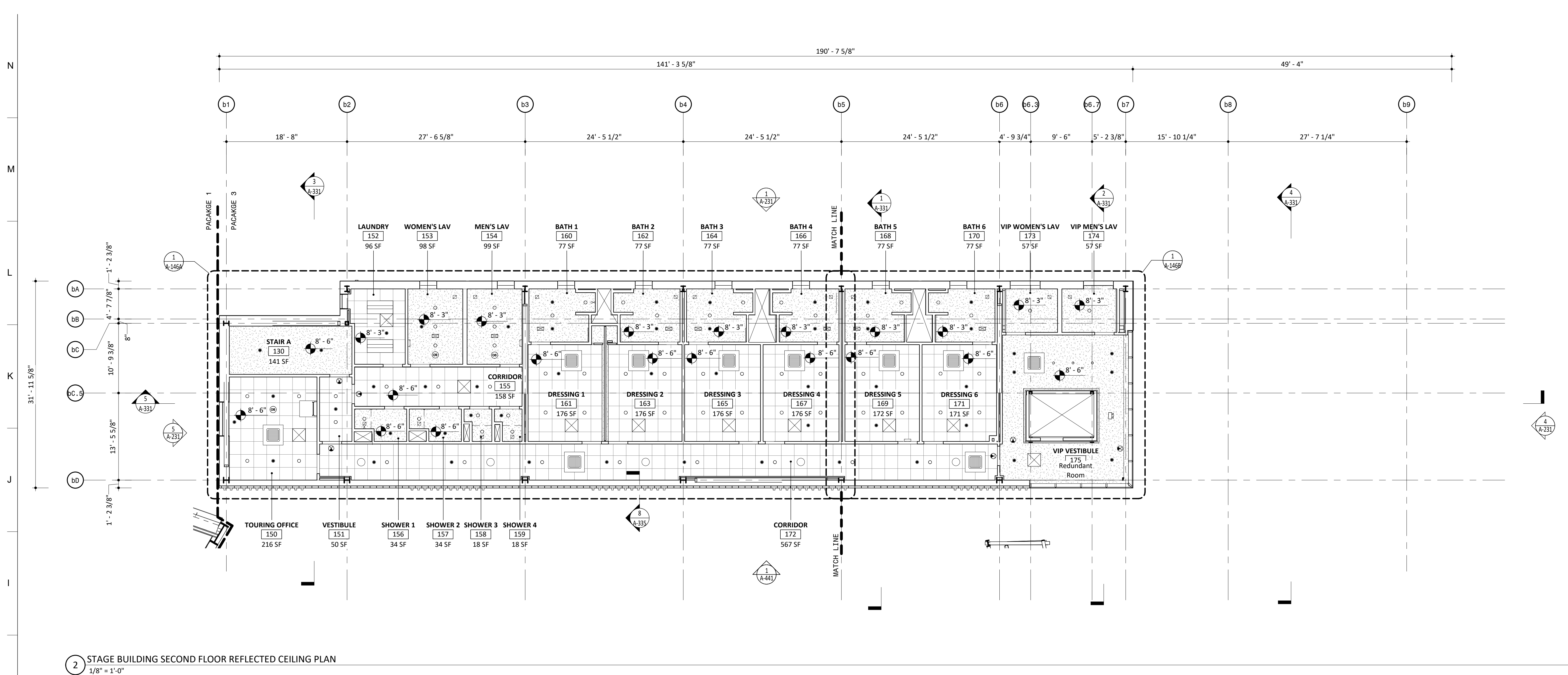


SHEET INFORMATION
Project No.: NWP 1701
Drawn By: LWA
Checked By: PC DWH
Date: 12/04/2019
Scale: As indicated

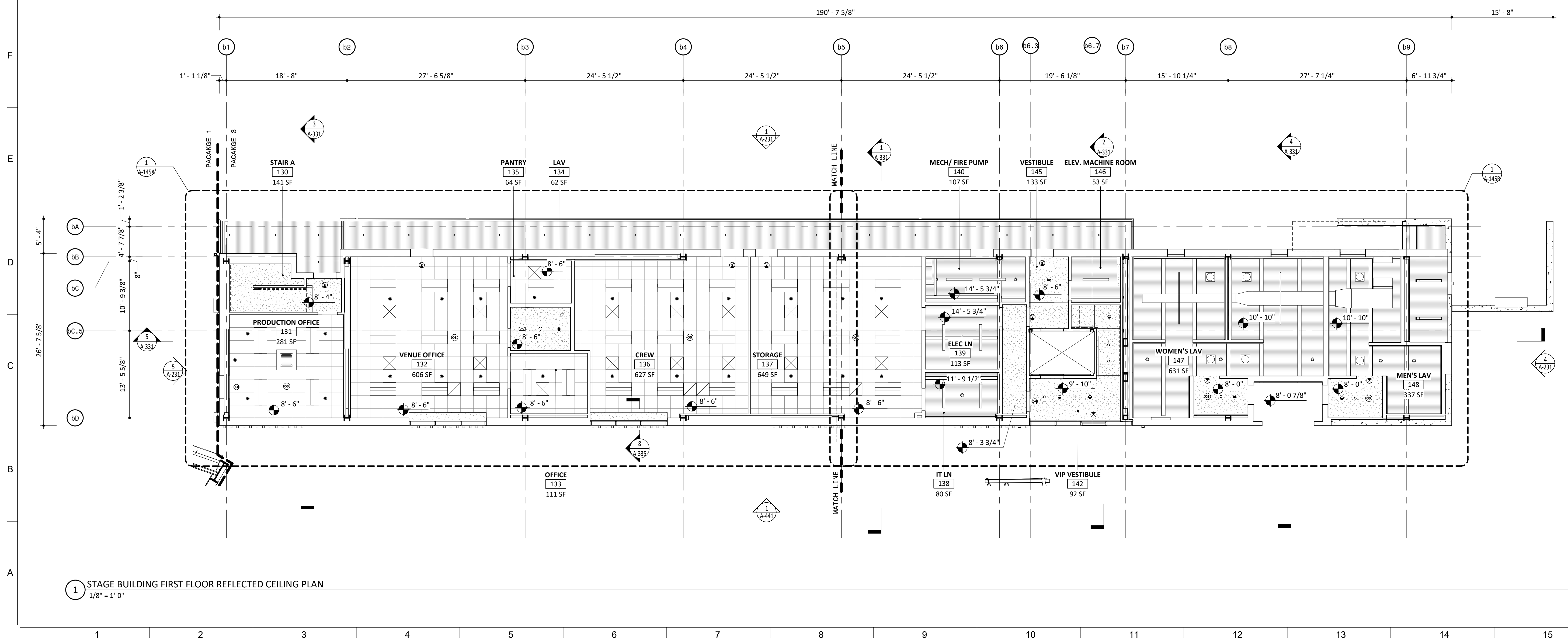
**ARCHITECTURE PARTIAL
ROOF PLAN - STAGE
BUILDING**

SHEET NO.

A-139B-P3



2 STAGE BUILDING SECOND FLOOR REFLECTED CEILING PLAN
1/8" = 1'-0"



1 STAGE BUILDING FIRST FLOOR REFLECTED CEILING PLAN
1/8" = 1'-0"

NOTES

- GENERAL NOTES
- DO NOT SCALE DRAWINGS FOR DIMENSIONS. ADDITIONAL INFORMATION MAY BE SHOWN ON THE FLOOR PLANS, DETAIL PLANS, ELEVATIONS, SECTIONS, DETAIL SCHEDULES AND SPECIFICATIONS.
 - REFER TO SHEET G-001 FOR TYPICAL NOTES, LEGENDS, SYMBOLS & DIMENSIONING STANDARDS.
 - REFER TO SHEET A-831 FOR MATERIAL ABBREVIATION LEGEND.
 - FOR ADDITIONAL INFORMATION REFER TO STRUCTURAL, MECHANICAL, ELECTRICAL AND PLUMBING DRAWINGS.
 - REFERENCE LANDSCAPE & CIVIL DRAWINGS FOR GRADING AND MATERIALS.
 - FOR LIGHT FIXTURE SCHEDULE, REFERENCE ELECTRICAL DRAWING E-300.
 - REFER TO SHEET A-601 FOR GENERAL MOUNTING HEIGHTS OF FIXTURES AND FITTINGS

LEGEND

REFERENCE A-831/A-832 FOR SPECIFICATION SECTION

| | |
|----------|-----------------------------|
| (ACT-XX) | ACOUSTIC CEILING TILE |
| (A-XX) | BATHROOM ACCESSORIES |
| (BA-XX) | BULLET RESISTANT ASSEMBLIES |
| (BR-XX) | BRICK |
| (CON-XX) | CONCRETE |
| (CT-XX) | CERAMIC TILE |
| (EF-XX) | EPOXY FLOORING & BASE |
| (EQ-XX) | EQUIPMENT |
| (F-XX) | FIXTURES |
| (GC-XX) | GLAZED CANOPY |
| (GL-XX) | GLASS |
| (GR-XX) | GROUND FACE BLOCK |
| (GWB-XX) | GYPSUM WALL BOARD |
| (INS-XX) | INSULATION |
| (LVT-XX) | LUXURY VINYL TILE |
| (MF-XX) | METAL FENCING |
| (MR-XX) | METAL RAILING |
| (MTL-XX) | SHEET METAL |
| (PH-XX) | PHENOLIC RESIN |
| (PL-XX) | PLASTIC LAMINATE |
| (PT-XX) | PAINT |
| (PX-XX) | HIGH PERFORMANCE COATING |
| (RB-XX) | RUBBER BASE |
| (RFG-XX) | ROOFING |
| (RP-XX) | ROOF PAVERS |
| (SF-XX) | STOREFRONT |
| (SS-XX) | SOLID SURFACE |
| (STS-XX) | STAINLESS STEEL |
| (WD-XX) | WOOD |

Approved Construction Plan

Name Date

Planning _____
Traffic _____
Fire _____

PROJECT INFORMATION

NORTH WATERFRONT PARK

10 COWAN STREET
WILMINGTON, NORTH CAROLINA

CITY OF WILMINGTON
Community Services Department
P.O. Box 1810, Wilmington, North Carolina 28402
City of Wilmington Project Code 3CPRK1860

Landscape Architecture = L
HARGREAVES JONES
180 Varick Street, Suite 204, New York, NY 10014
www.hargreavesjonesla.com
NC License #C-513

Architecture = A
SAGE & COOMBE ARCHITECTS
12-15 Vesny Street, 5th Floor, New York, NY 10013
www.sageandcoombe.com

Acoustic/Theater/AV = AT
OAP.P.C. Street, New York NY 10015
www.anup.com

Civil Engineering = C
Structural Engineering = S
Geotechnical Engineering = G
STEWART
223 S. West Street, Suite 1100, Raleigh, NC 27603
www.stewartinc.com
NC License #C-1051

Environmental Engineering = EE
SOIL & ENVIRONMENTAL CONSULTANTS, PA
8412 Falls of Neuse Road, Suite 104, Raleigh, NC 27615
www.sandec.com
EAGLE RESOURCES
215 West Moore Street, Southport, NC 28461
www.eagleresources.com

Irrigation = I
CLARK IRRIGATION DESIGN & CONSULTING, INC.
P.O. Box 693, Lavonia, GA 30553
www.clarkirrigationdesign.com

Landscape Soil = LS
LANDIS, PLLC
3808 Bentley Brook Dr. Raleigh, NC 2761 2
www.landispllc.com

Mechanical Engineering = M
Electrical Engineering = E
Plumbing Engineering = P
Fire Protection = FP
CHEATHAM & ASSOCIATES, PA
3412 Enterprise Drive, Wilmington NC 28405
www.cheathamco.com
NC License #C-1073

Marine Structural Engineering = SM
ANDREW CONSULTING ENGINEERS
3811 Peachtree Avenue, Suite 300, Wilmington, NC 28403
www.andrewengineers.com

Water Fountain Design = WF
DELTA FOUNTAINS
11494 Columbia Park Dr. W., Suite 4, Jacksonville, FL 32258
www.deltafountains.com

Lighting Design = EL
TILLOTSON DESIGN ASSOCIATES
40 Worth Street, Room 703, New York NY 10013
www.tilotsondesign.com

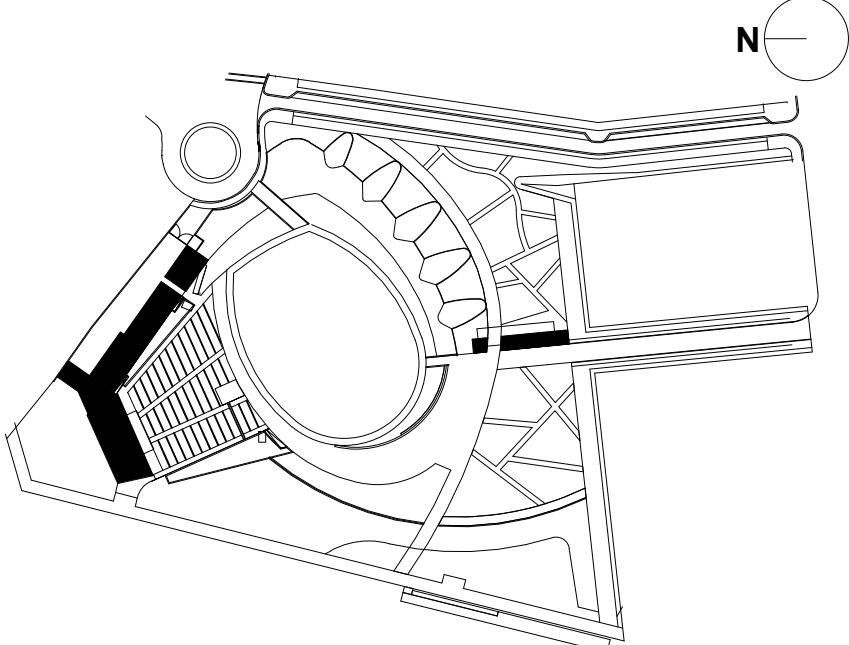
SEAL/SIGNATURE

PROGRESS SET
NOT FOR CONSTRUCTION

ISSUE/REVISIONS

| NO. | DESCRIPTION | DATE |
|-----|------------------------------------|------------|
| 1 | 30% CONSTRUCTION DOCUMENTS P3 & P4 | 06/07/2019 |
| 2 | 60% CONSTRUCTION DOCUMENTS P3 | 07/26/2019 |
| 3 | 95% CONSTRUCTION DOCUMENTS P3 & P4 | 12/04/2019 |
| | | |
| | | |
| | | |
| | | |
| | | |
| | | |

KEY MAP



SHEET INFORMATION

Project No.: NWP 1701
Drawn By: HN
Checked By: PC/DWH
Date: 12/04/2019
Scale: As indicated

SHEET TITLE

ARCHITECTURE OVERALL
REFLECTED CEILING
PLANS - STAGE BUILDING

SHEET NO.

A-141-P3

A
B
C
D
E
F
G
H
I
J
K
L
M
N

NOTES

GENERAL NOTES

1. DO NOT SCALE DRAWINGS FOR DIMENSIONS. ADDITIONAL INFORMATION MAY BE SHOWN ON THE FLOOR PLANS, DETAIL PLANS, ELEVATIONS, SECTIONS, DETAIL SCHEDULES AND SPECIFICATIONS.
2. REFER TO SHEET G-001 FOR TYPICAL NOTES, LEGENDS, SYMBOLS & DIMENSIONING STANDARDS.
3. REFER TO SHEET A-831 FOR MATERIAL ABBREVIATION LISTINGS.
4. FOR ADDITIONAL INFORMATION REFER TO STRUCTURAL, MECHANICAL, ELECTRICAL AND PLUMBING DRAWINGS.
5. REFERENCE LANDSCAPE & CIVIL DRAWINGS FOR LANDSCAPING AND MATERIALS.
6. FOR LIGHT FIXTURE SCHEDULE, REFERENCE ELECTRICAL DRAWING E-300.
7. REFER TO SHEET A-601 FOR GENERAL MOUNTING HEIGHTS OF FIXTURES AND FITTINGS.

LEGEND

REFERENCE A-831/A-832 FOR SPECIFICATION SECTION

| | |
|--------|-----------------------------|
| ACT-XX | ACOUSTIC CEILING TILE |
| A-XX | BATHROOM ACCESSORIES |
| BA-XX | BULLET RESISTANT ASSEMBLIES |
| BR-XX | BRICK |
| CON-XX | CONCRETE |
| CT-XX | CERAMIC TILE |
| EF-XX | EPOXY FLOORING & BASE |
| EQ-XX | EQUIPMENT |
| F-XX | FIXTURES |
| GC-XX | GLAZED CANOPY |
| GL-XX | GLASS |
| GR-XX | GROUND FACE BLOCK |
| GWB-XX | GYPSUM WALL BOARD |
| INS-XX | INSULATION |
| LVT-XX | LUXURY VINYL TILE |
| MF-XX | METAL FENCING |
| MR-XX | METAL RAILING |
| MTL-XX | SHEET METAL |
| PH-XX | PHENOLIC RESIN |
| PL-XX | PLASTIC LAMINATE |
| PT-XX | PAINT |
| PX-XX | HIGH PERFORMANCE COATING |
| RB-XX | RUBBER BASE |
| RFG-XX | ROOFING |
| RP-XX | ROOF PAVERS |
| SF-XX | STOREFRONT |
| SS-XX | SOLID SURFACE |
| STS-XX | STAINLESS STEEL |
| WD-XX | WOOD |

PROJECT INFORMATION

NORTH WATERFRONT PARK

10 COWAN STREET
WILMINGTON, NORTH CAROLINA

CITY OF WILMINGTON
Community Services Department
PO Box 1810, Wilmington, North Carolina 28402
City of Wilmington Project Code 3CPRK1860

Landscape Architecture = L
HARGREAVES JONES
 180 Varick Street, Suite 204, New York, NY 10014
www.hargreavesjonesla.com
 NC License #C-513

Architecture = A
SAGE & COOMBE ARCHITECTS
12-16 Vestry Street, 5th Floor, New York, NY 10013
www.sageandcoombe.com

Acoustic/Theater/AV = AT
OAP.P.C.
 77 Water Street, New York NY 10015
www.arup.com

Civil Engineering = C
Structural Engineering= S
Geotechnical Engineering = G
STEWART
223 S. West Street, Suite 1100, Raleigh, NC 27603
www.stewartinc.com
NC License #C-1051

Environmental Engineering = EE
SOIL & ENVIRONMENTAL CONSULTANTS, PA
 8412 Falls of Neuse Road, Suite 104, Raleigh, NC 27615
www.sandec.com
EAGLE RESOURCES
 215 West Moore Street, Southport, NC 28461
www.eagleresources.com

Irrigation= I
CLARK IRRIGATION DESIGN & CONSULTING, INC
P.O. Box 693, Lavonia, GA 30553
www.clarkirrigationdesign.com

Landscape Soil = LS
LANDIS, PLLC
3908 Bentley Brook Dr. Raleigh, NC 2761 2
www.landispllc.com

Mechanical Engineering = M
Electrical Engineering = E
Plumbing Engineering = P
Fire Protection = FP
CHEATHAM & ASSOCIATES , PA
3412 Enterprise Drive, Wilmington NC 28405
www.cheathampa.com
NC License #C-1073

Marine Structural Engineering = SM
ANDREW CONSULTING ENGINEERS
 3811 Peachtree Avenue, Suite 300, Wilmington, NC 28403
www.andrewengineers.com

Water Fountain Design = WF
DELTA FOUNTAINS
 11494 Columbia Park Dr. W., Suite 4, Jacksonville, FL 32256
www.deltafountains.com

Lighting Design = EL
TILLOTSON DESIGN ASSOCIATES
40 Worth Street, Room 703, New York NY 10013
www.tillotsondesign.com

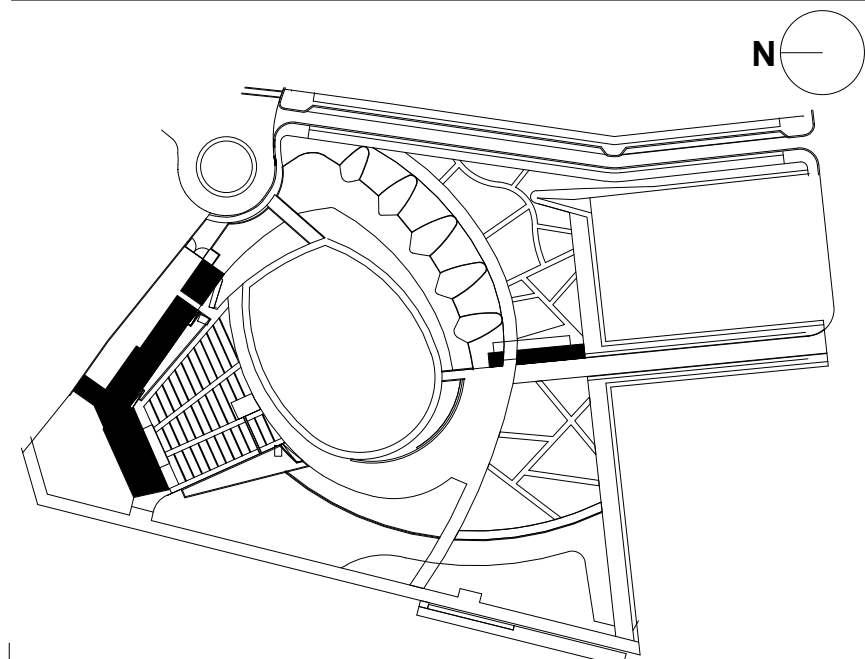
SEAL/SIGNATURE

PROGRESS SET
NOT FOR CONSTRUCTION

ISSUE/REVISIONS

| NO. | DESCRIPTION | DATE |
|-----|------------------------------------|------------|
| 1 | 60% CONSTRUCTION DOCUMENTS P3 | 07/26/2019 |
| 2 | 95% CONSTRUCTION DOCUMENTS P3 & P4 | 12/04/2019 |
| | | |
| | | |
| | | |
| | | |
| | | |

KEY MAP



SHEET INFORMATION

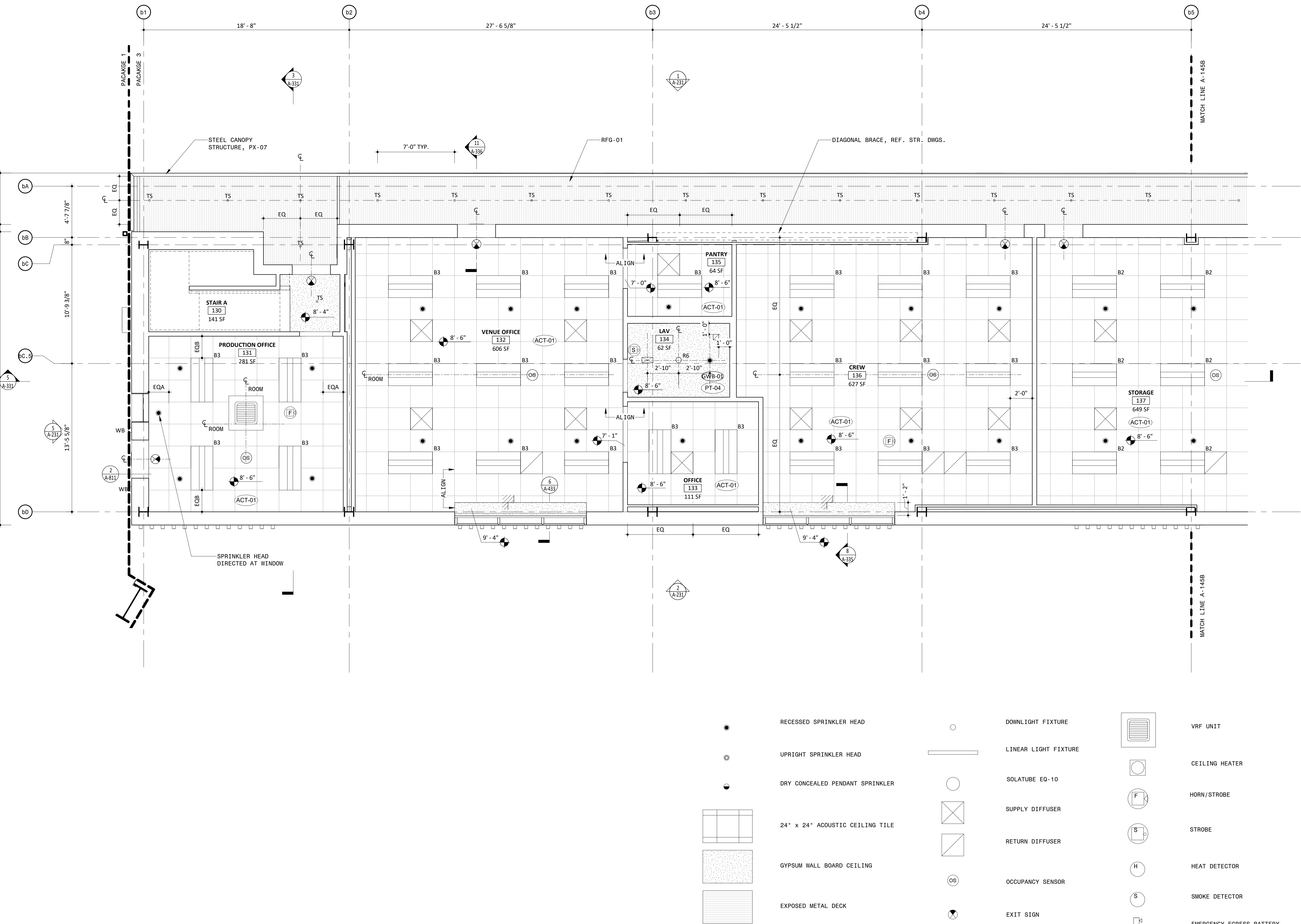
Project No.: NWP 1701
 Drawn By: HN
 Checked By: PC DWH
 Date: 12/04/2019
 Scale: As indicated

SHEET TITLE

ARCHITECTURE PARTIAL FIRST FLOOR RCP - STAGE BUILDING

SHEET NO

A-145A-P3



1 STAGE BUILDING FIRST FLOOR ENLARGED REFLECTED CEILING PLAN PART A
1/4" = 1'-0"

Approved Construction Plan

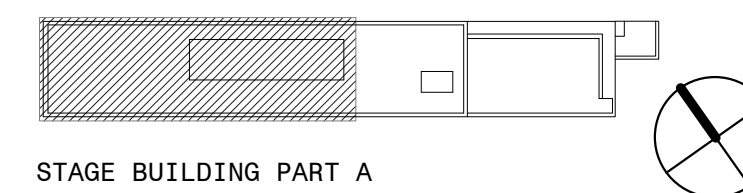
Name _____ Date _____

Planning _____

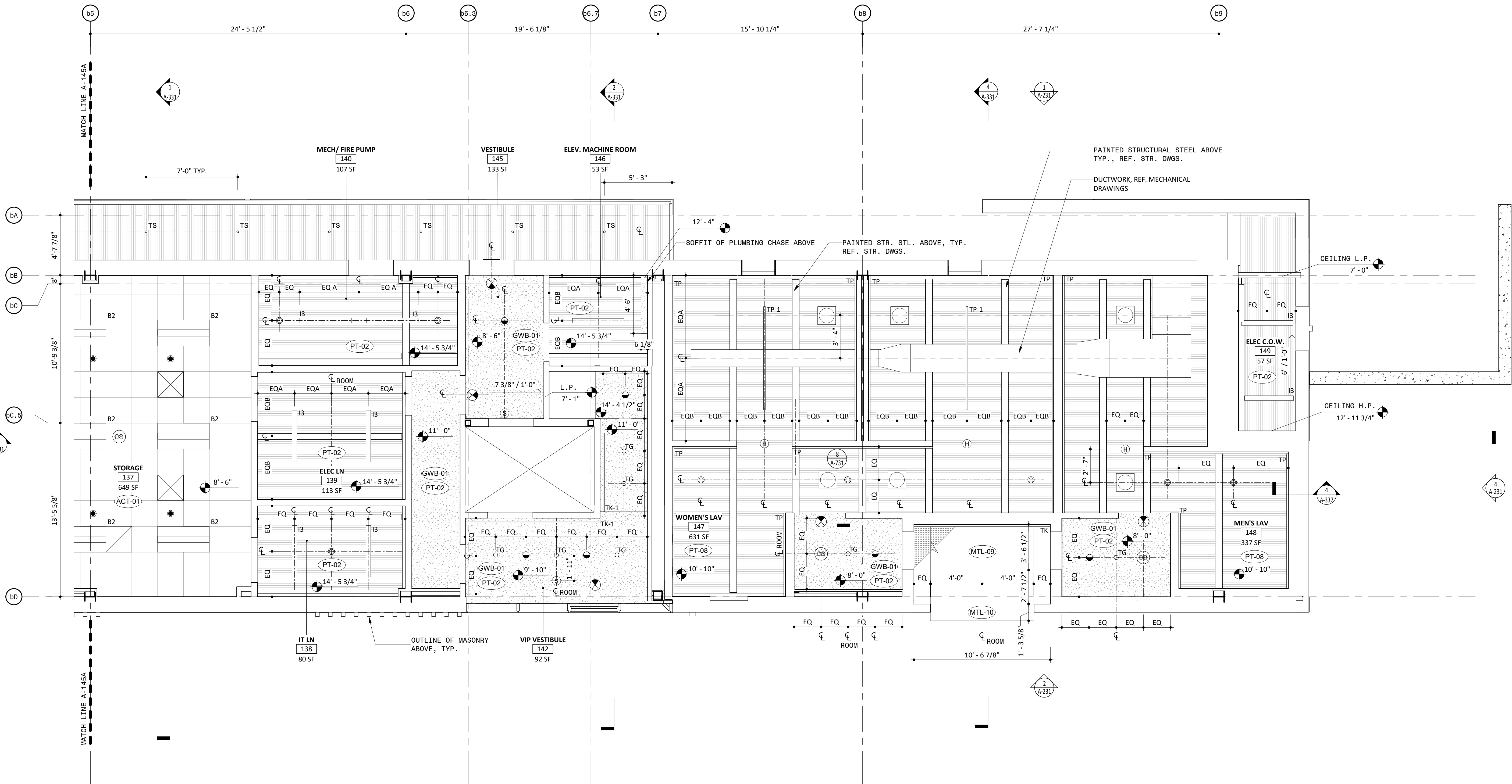
Traffic _____

Fire _____

KEY PLAN



N
M
L
K
J
I
H
G
F
E
D
C
B
A



1 STAGE BUILDING FIRST FLOOR ENLARGED REFLECTED CEILING PLAN PART B
1/4" = 1'-0"

- | | | | | | |
|--|---------------------------------|--|----------------------|--|----------------|
| | RECESSED SPRINKLER HEAD | | DOWNLIGHT FIXTURE | | VRF UNIT |
| | UPRIGHT SPRINKLER HEAD | | LINEAR LIGHT FIXTURE | | CEILING HEATER |
| | DRY CONCEALED PENDANT SPRINKLER | | SOLATUBE EQ-10 | | HORN/STROBE |
| | | | | | |

NOTES

- GENERAL NOTES**
- DO NOT SCALE DRAWINGS FOR DIMENSIONS. ADDITIONAL INFORMATION MAY BE SHOWN ON THE FLOOR PLANS, DETAIL PLANS, ELEVATIONS, SECTIONS, DETAIL SCHEDULES AND SPECIFICATIONS.
 - REFER TO SHEET G-001 FOR TYPICAL NOTES, LEGENDS, SYMBOLS & DIMENSIONING STANDARDS.
 - REFER TO SHEET A-831 FOR MATERIAL ABBREVIATION LEGEND.
 - FOR ADDITIONAL INFORMATION REFER TO STRUCTURAL, MECHANICAL, ELECTRICAL AND PLUMBING DRAWINGS.
 - REFERENCE LANDSCAPE & CIVIL DRAWINGS FOR GRADING AND MATERIALS.
 - FOR LIGHT FIXTURE SCHEDULE, REFERENCE ELECTRICAL DRAWING E-300.
 - REFER TO SHEET A-601 FOR GENERAL MOUNTING HEIGHTS OF FIXTURES AND FITTINGS

LEGEND

REFERENCE A-831/A-832 FOR SPECIFICATION SECTION

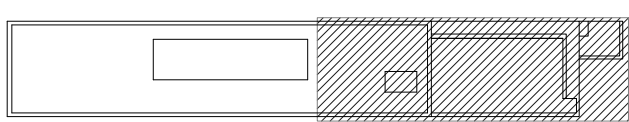
- | | |
|----------|-----------------------------|
| (ACT-XX) | ACOUSTIC CEILING TILE |
| (A-XX) | BATHROOM ACCESSORIES |
| (BA-XX) | BULLET RESISTANT ASSEMBLIES |
| (BR-XX) | BRICK |
| (CON-XX) | CONCRETE |
| (CT-XX) | CERAMIC TILE |
| (EF-XX) | EPOXY FLOORING & BASE |
| (EQ-XX) | EQUIPMENT |
| (F-XX) | FIXTURES |
| (GC-XX) | GLAZED CANOPY |
| (GL-XX) | GLASS |
| (GR-XX) | GROUND FACE BLOCK |
| GWB-XX | GYPSON WALL BOARD |
| (INS-XX) | INSULATION |
| (LVT-XX) | LUXURY VINYL TILE |
| (MF-XX) | METAL FENCING |
| (MR-XX) | METAL RAILING |
| (MTL-XX) | SHEET METAL |
| (PH-XX) | PHENOLIC RESIN |
| (PL-XX) | PLASTIC LAMINATE |
| (PT-XX) | PAINT |
| (PX-XX) | HIGH PERFORMANCE COATING |
| (RB-XX) | RUBBER BASE |
| (RFG-XX) | ROOFING |
| (RP-XX) | ROOF PAVERS |
| (SF-XX) | STOREFRONT |
| (SS-XX) | SOLID SURFACE |
| (STS-XX) | STAINLESS STEEL |
| (WD-XX) | WOOD |

Approved Construction Plan

Name Date

Planning _____
Traffic _____
Fire _____

KEY PLAN



STAGE BUILDING PART B

PROJECT INFORMATION

NORTH WATERFRONT PARK

10 COWAN STREET
WILMINGTON, NORTH CAROLINA

CITY OF WILMINGTON
Community Services Department
PO Box 1810, Wilmington, North Carolina 28402
City of Wilmington Project Code 3CPRK1860

Landscape Architecture = L
HARGREAVES JONES
180 Varick Street, Suite 204, New York, NY 10014
www.hargreavesjones.com
NC License #C-513

Architecture = A
SAGE & COOMBE ARCHITECTS
12-15 Vesny Street, 5th Floor, New York, NY 10013
www.sageandcoombe.com

Acoustic/Theater/AV = AT
OAP.P.C.
77 Water Street, New York NY 10015
www.anap.com

Civil Engineering = C
Structural Engineering = S
Geotechnical Engineering = G
STEWART
223 S. West Street, Suite 1100, Raleigh, NC 27603
www.stewartinc.com
NC License #C-1051

Environmental Engineering = EE
SOIL & ENVIRONMENTAL CONSULTANTS, PA
8412 Falls of Neuse Road, Suite 104, Raleigh, NC 27615
www.sandec.com
EAGLE RESOURCES
215 West Moore Street, Southport, NC 28461
www.eagleresources.com

Irrigation = I
CLARK IRRIGATION DESIGN & CONSULTING, INC.
P.O. Box 693, Lenoir, GA 30553
www.clarkirrigationdesign.com

Landscape Soil = LS
LANDIS, PLLC
3808 Bentley Brook Dr. Raleigh, NC 27612
www.landispllc.com

Mechanical Engineering = M
Electrical Engineering = P
Plumbing Engineering = P
Fire Protection = FF
CHEATHAM & ASSOCIATES, PA
3412 Enterprise Drive, Wilmington NC 28405
www.cheathamga.com
NC License #C-1073

Marine Structural Engineering = SM
ANDREW CONSULTING ENGINEERS
3811 Peachtree Avenue, Suite 300, Wilmington, NC 28403
www.andrewengineers.com

Water Fountain Design = WF
DELTA FOUNTAINS
11494 Columbia Park Dr. W., Suite 4, Jacksonville, FL 32258
www.deltafountains.com

Lighting Design = EL
LILLOTSON DESIGN ASSOCIATES
40 Worth Street, Room 703, New York NY 10013
www.lillotsondesign.com

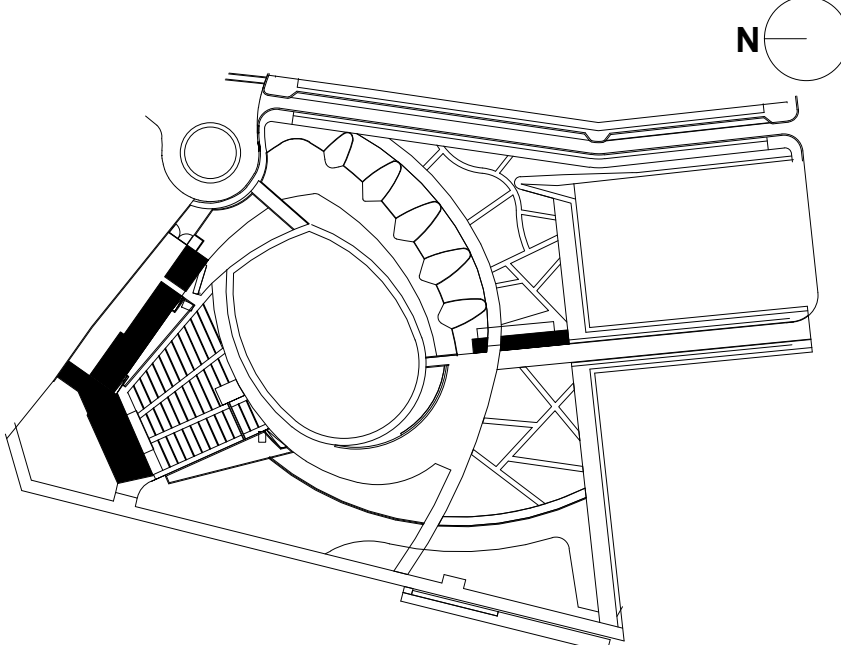
SEAL/SIGNATURE

PROGRESS SET
NOT FOR CONSTRUCTION

ISSUE/REVISIONS

| NO. | DESCRIPTION | DATE |
|-----|------------------------------------|------------|
| 1 | 80% CONSTRUCTION DOCUMENTS P3 | 07/26/2019 |
| 2 | 95% CONSTRUCTION DOCUMENTS P3 & P4 | 12/04/2019 |
| | | |
| | | |
| | | |
| | | |
| | | |
| | | |
| | | |
| | | |

KEY MAP



SHEET INFORMATION

Project No.: NWP 1701

Drawn By: HN

Checked By: PC/DWH

Date: 12/04/2019

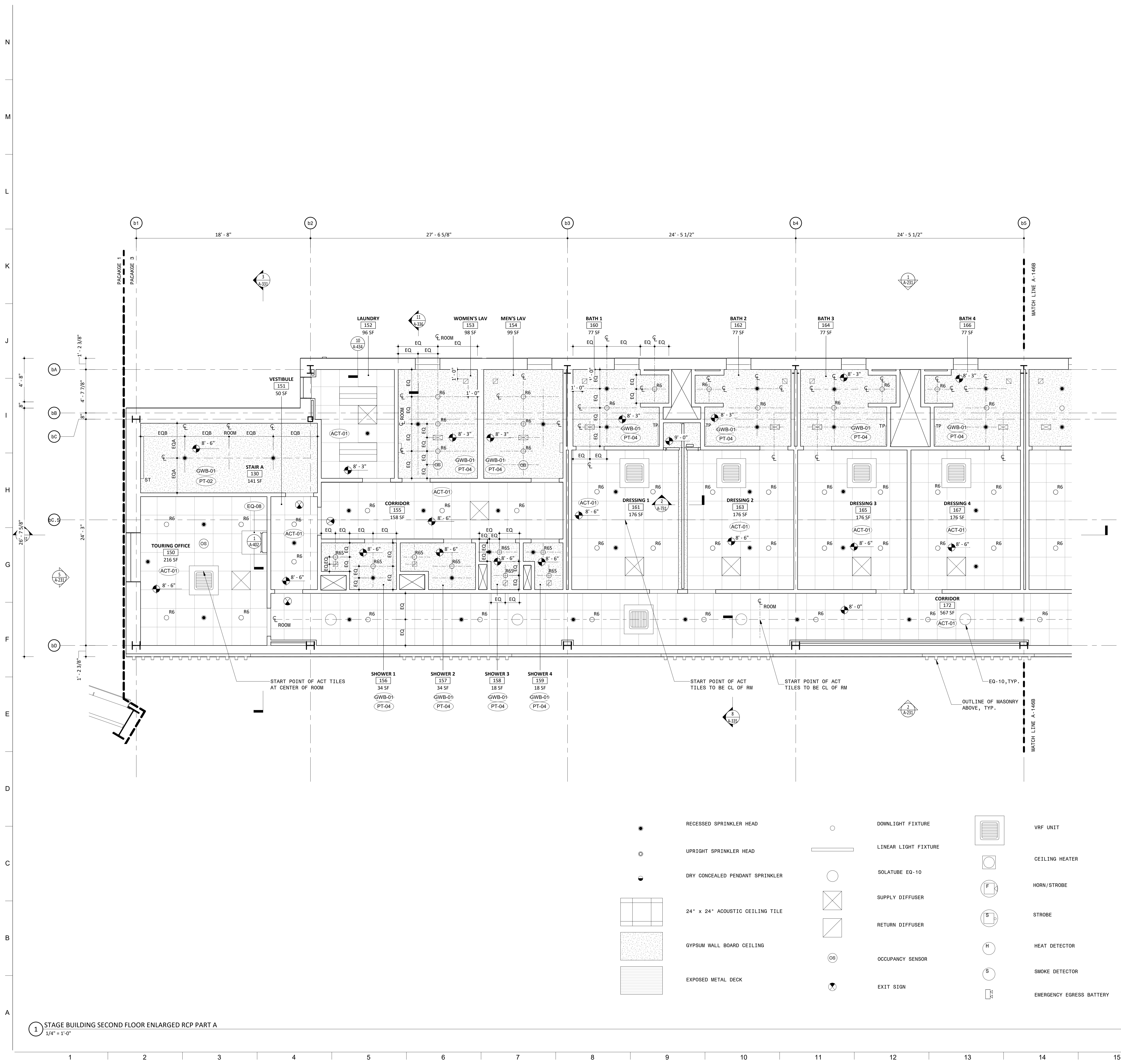
Scale: As indicated

SHEET TITLE

ARCHITECTURE PARTIAL
FIRST FLOOR RCP - STAGE
BUILDING

SHEET NO.

A-145B-P3



NOTES

- GENERAL NOTES
- DO NOT SCALE DRAWINGS FOR DIMENSIONS. ADDITIONAL INFORMATION MAY BE SHOWN ON THE FLOOR PLANS, DETAIL PLANS, ELEVATIONS, SECTIONS, DETAIL SCHEDULES AND SPECIFICATIONS.
 - REFER TO SHEET G-001 FOR TYPICAL NOTES, LEGENDS, SYMBOLS & DIMENSIONING STANDARDS.
 - REFER TO SHEET A-831 FOR MATERIAL ABBREVIATION LEGEND.
 - FOR ADDITIONAL INFORMATION REFER TO STRUCTURAL, MECHANICAL, ELECTRICAL AND PLUMBING DRAWINGS.
 - REFERENCE LANDSCAPE & CIVIL DRAWINGS FOR GRADING AND MATERIALS.
 - FOR LIGHT FIXTURE SCHEDULE, REFERENCE ELECTRICAL DRAWING E-300.
 - REFER TO SHEET A-601 FOR GENERAL MOUNTING HEIGHTS OF FIXTURES AND FITTINGS

LEGEND

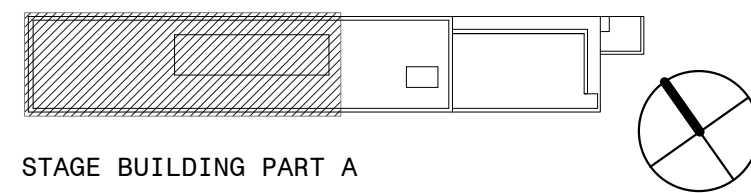
REFERENCE A-831/A-832 FOR SPECIFICATION SECTION

- (ACT-XX) ACOUSTIC CEILING TILE
- (A-XX) BATHROOM ACCESSORIES
- (BA-XX) BULLET RESISTANT ASSEMBLIES
- (BR-XX) BRICK
- (CON-XX) CONCRETE
- (CT-XX) CERAMIC TILE
- (EF-XX) EPOXY FLOORING & BASE
- (EQ-XX) EQUIPMENT
- (F-XX) FIXTURES
- (GC-XX) GLAZED CANOPY
- (GL-XX) GLASS
- (GR-XX) GROUND FACE BLOCK
- GWB-XX GYPSUM WALL BOARD
- (INS-XX) INSULATION
- (LVT-XX) LUXURY VINYL TILE
- (MF-XX) METAL FENCING
- (MR-XX) METAL RAILING
- (MTL-XX) SHEET METAL
- (PH-XX) PHENOLIC RESIN
- (PL-XX) PLASTIC LAMINATE
- (PT-XX) PAINT
- (PX-XX) HIGH PERFORMANCE COATING
- (RB-XX) RUBBER BASE
- (RFG-XX) ROOFING
- (RP-XX) ROOF PAVERS
- (SF-XX) STOREFRONT
- (SS-XX) SOLID SURFACE
- (STS-XX) STAINLESS STEEL
- (WD-XX) WOOD

Approved Construction Plan
Name Date

Planning _____
Traffic _____
Fire _____

KEY PLAN



PROJECT INFORMATION

NORTH
WATERFRONT
PARK
10 COWAN STREET
WILMINGTON, NORTH CAROLINA

CITY OF WILMINGTON
Community Services Department
PO Box 1810, Wilmington, North Carolina 28402
City of Wilmington Project Code 3CPRK1860

Landscape Architecture = L
HARGREAVES JONES
160 Varick Street, Suite 204, New York, NY 10014
www.hargreavesjonesla.com
NC License #C-513

Architecture = A
SAGE & COOMBE ARCHITECTS
12-15 Vestry Street, 5th Floor, New York, NY 10013
www.sageandcoombe.com

Acoustic/Theater/AV = AT
OAP.P.C.
77 Water Street, New York NY 10015
www.anap.com

Civil Engineering = C
Structural Engineering = S
Geotechnical Engineering = G
STEWART
223 S. West Street, Suite 1100, Raleigh, NC 27603
www.stewartinc.com
NC License #C-1051

Environmental Engineering = EE
SOIL & ENVIRONMENTAL CONSULTANTS, PA
8412 Falls of Neuse Road, Suite 104, Raleigh, NC 27615
www.sandec.com
EAGLE RESOURCES
215 West Moore Street, Southport, NC 28461
www.eagleresources.com

Irrigation = I
CLARK IRRIGATION DESIGN & CONSULTING, INC
P.O. Box 693, Lenoir, GA 30553
www.clarkirrigationdesign.com

Landscape Soil = LS
LANDIS, PLLC
3808 Bentley Brook Dr. Raleigh, NC 2761 2
www.landispllc.com

Mechanical Engineering = M
Electrical Engineering = E
Plumbing Engineering = P
Fire Protection = FF
CHEATHAM & ASSOCIATES, PA
3412 Enterprise Drive, Wilmington NC 28405
www.cheathamna.com
NC License #C-1073

Marine Structural Engineering = SM
ANDREW CONSULTING ENGINEERS
3811 Peachtree Avenue, Suite 300, Wilmington, NC 28403
www.andrewengineers.com

Water Fountain Design = WF
DELTA FOUNTAINS
11494 Columbia Park Dr. W., Suite 4, Jacksonville, FL 32258
www.deltafountains.com

Lighting Design = EL
TILLOTSON DESIGN ASSOCIATES
40 Worth Street, Room 703, New York NY 10013
www.tilotsondesign.com

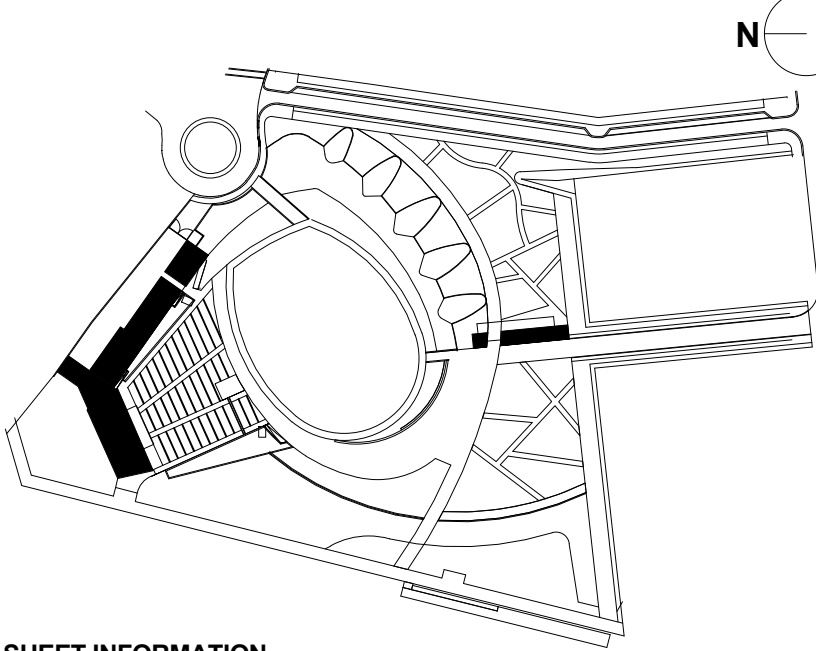
SEAL/SIGNATURE



ISSUE/REVISIONS

| NO. | DESCRIPTION | DATE |
|-----|------------------------------------|------------|
| 1 | 80% CONSTRUCTION DOCUMENTS P3 | 07/26/2019 |
| 2 | 95% CONSTRUCTION DOCUMENTS P3 & P4 | 12/04/2019 |
| | | |
| | | |
| | | |
| | | |
| | | |
| | | |
| | | |
| | | |

KEY MAP



SHEET INFORMATION
Project No.: NWP 1701
Drawn By: HN
Checked By: PC/DWH
Date: 12/04/2019
Scale: As indicated

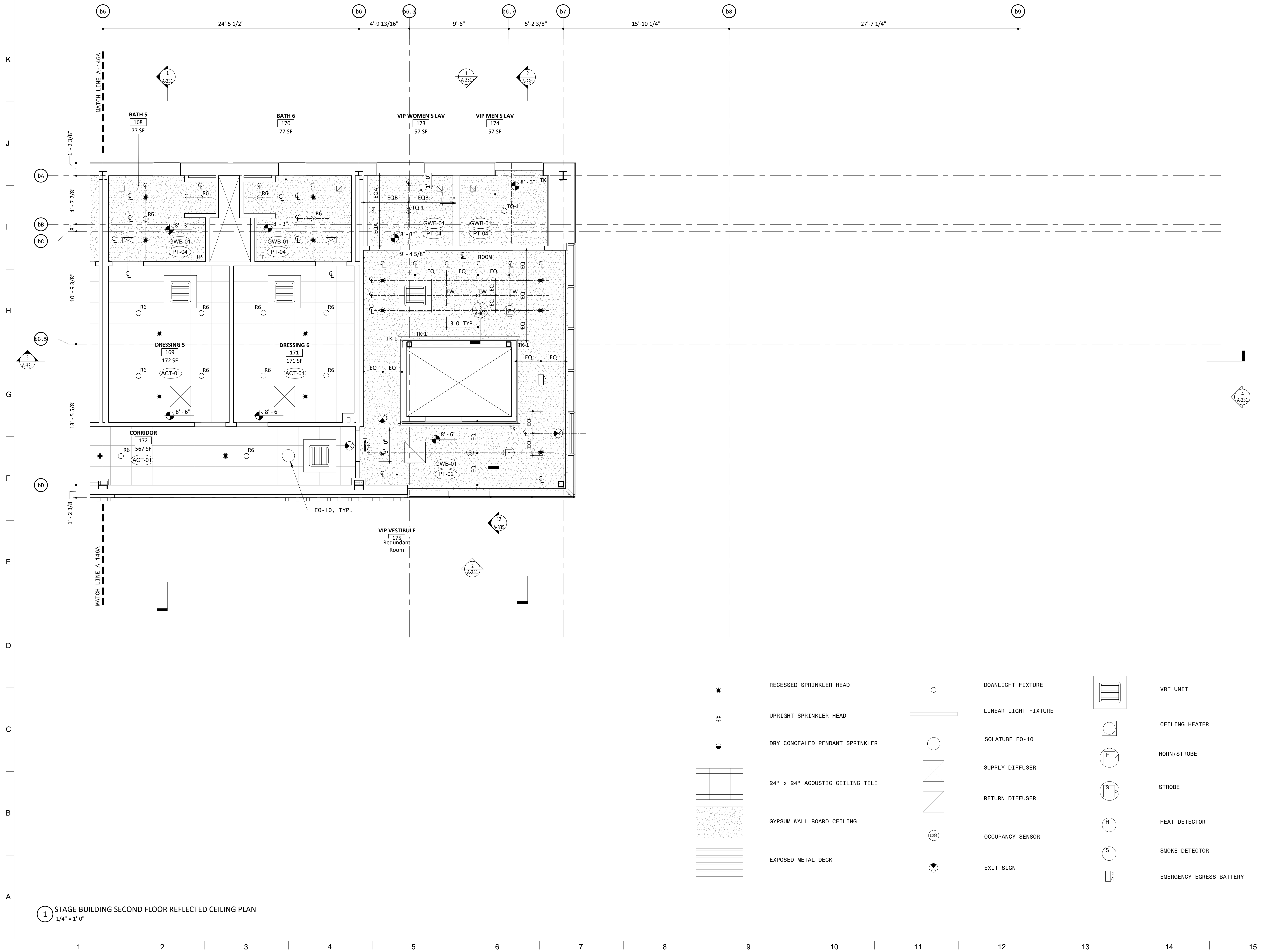
SHEET TITLE

ARCHITECTURE PARTIAL
SECOND FLOOR RCP -
STAGE BUILDING

SHEET NO.

A-146A-P3

A
B
C
D
E
F
G
H
I
J
K
L
M
N



NOTES

GENERAL NOTES

1. DO NOT SCALE DRAWINGS FOR DIMENSIONS. ADDITIONAL INFORMATION MAY BE SHOWN ON THE FLOOR PLANS, DETAIL PLANS, ELEVATIONS, SECTIONS, DETAIL SCHEDULES AND SPECIFICATIONS.
2. SHEET E-301 FOR TYPICAL NOTES, LEGENDS, SYMBOLS & DIMENSIONING STANDARDS.
3. REFER TO SHEET A-831 FOR MATERIAL ABBREVIATION LEGEND.
4. FOR ADDITIONAL INFORMATION REFER TO STRUCTURAL, MECHANICAL, ELECTRICAL AND PLUMBING DRAWINGS.
5. SEE LANDSCAPE ARCHITECT'S & CIVIL DRAWINGS FOR GRADING AND MATERIALS.
6. FOR LIGHT FIXTURE SCHEDULE, REFERENCE ELECTRICAL DRAWING E-300.
7. REFER TO SHEET A-601 FOR GENERAL MOUNTING HEIGHTS OF FIXTURES AND FITTINGS.

LEGEND

REFERENCE A-831/A-832 FOR SPECIFICATION SECTION

| | |
|--------|-----------------------------|
| ACT-XX | ACOUSTIC CEILING TILE |
| A-XX | BATHROOM ACCESSORIES |
| BA-XX | BULLET RESISTANT ASSEMBLIES |
| BR-XX | BRICK |
| CON-XX | CONCRETE |
| CT-XX | CERAMIC TILE |
| EF-XX | EPOXY FLOORING & BASE |
| EQ-XX | EQUIPMENT |
| F-XX | FIXTURES |
| GC-XX | GLAZED CANOPY |
| GL-XX | GLASS |
| GR-XX | GROUND FACE BLOCK |
| GWB-XX | GYPSUM WALL BOARD |
| INS-XX | INSULATION |
| LVT-XX | LUXURY VINYL TILE |
| MF-XX | METAL FENCING |
| MR-XX | METAL RAILING |
| MTL-XX | SHEET METAL |
| PH-XX | PHENOLIC RESIN |
| PL-XX | PLASTIC LAMINATE |
| PT-XX | PAINT |
| PX-XX | HIGH PERFORMANCE COATING |
| RB-XX | RUBBER BASE |
| RFG-XX | ROOFING |
| RP-XX | ROOF PAVERS |
| SF-XX | STOREFRONT |
| SS-XX | SOLID SURFACE |
| STS-XX | STAINLESS STEEL |
| WD-XX | WOOD |

PROJECT INFORMATION

NORTH WATERFRONT PARK

10 COWAN STREET
WILMINGTON, NORTH CAROLINA

CITY OF WILMINGTON
Community Services Department
PO Box 1810, Wilmington, North Carolina 28402
City of Wilmington Project Code 3CPRK1860

Landscape Architecture = L
HARGREAVES JONES
180 Varick Street, Suite 204, New York, NY 10014
www.hargreavesjonesla.com
NC License #C-513

Architecture = A
SAGE & COOMBE ARCHITECTS
12-16 Vestry Street, 5th Floor, New York, NY 10013
www.sageandcoombe.com

Acoustic/Theater/AV = AT
OAP.P.C.
 77 Water Street, New York NY 10015
www.arup.com

Civil Engineering = C
Structural Engineering = S
Geotechnical Engineering = G
STEWART
223 S. West Street, Suite 1100, Raleigh, NC 27603
www.stewartinc.com
NC License #C-1051

Environmental Engineering = EE
SOIL & ENVIRONMENTAL CONSULTANTS, PA
 8412 Falls of Neuse Road, Suite 104, Raleigh, NC 27615
www.sandec.com
EAGLE RESOURCES
 215 West Moore Street, Southport, NC 28461
www.eagleresources.com

Irrigation= I
CLARK IRRIGATION DESIGN & CONSULTING, INC
P.O. Box 693, Lavonia, GA 30553
www.clarkirrigationdesign.com

Landscape Soil = LS
LANDIS, PLLC
3908 Bentley Brook Dr. Raleigh, NC 27612
www.landispllc.com

Mechanical Engineering = M
Electrical Engineering = E
Plumbing Engineering = P
Fire Protection = FP
CHEATHAM & ASSOCIATES , PA
3412 Enterprise Drive, Wilmington NC 28405
www.cheatham.com
NC License #C-1073

Marine Structural Engineering = SM
ANDREW CONSULTING ENGINEERS
 3811 Peachtree Avenue, Suite 300, Wilmington, NC 28403
www.andrewengineers.com

Water Fountain Design = WF
DELTA FOUNTAINS
 11494 Columbia Park Dr. W., Suite 4, Jacksonville, FL 32256
www.deltafountains.com

Lighting Design = EL
TILLOTSON DESIGN ASSOCIATES
40 Worth Street, Room 703, New York NY 10013
www.tillotsondesign.com

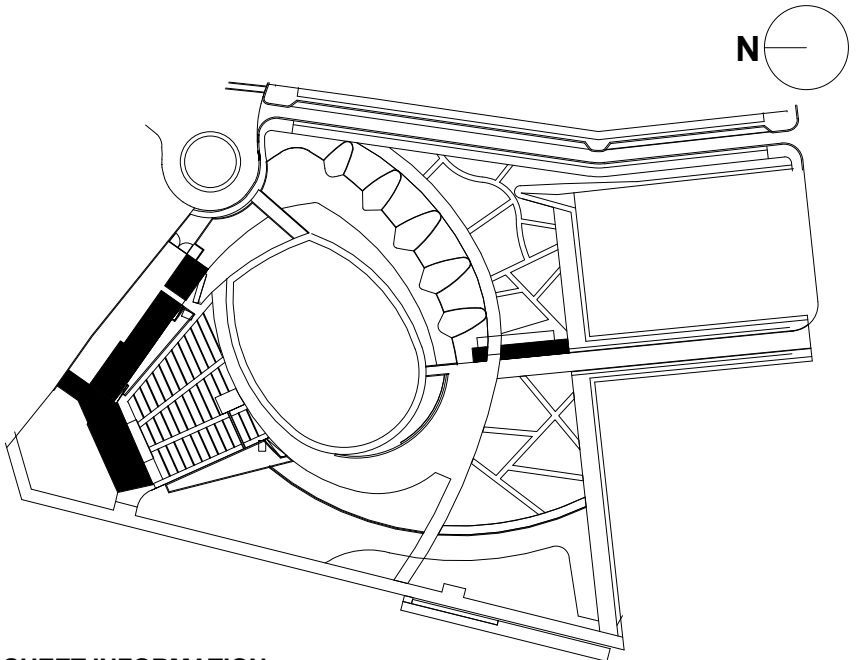
SEAL/SIGNATURE



ISSUE/REVISIONS

| NO. | DESCRIPTION | DATE |
|-----|------------------------------------|------------|
| 1 | 60% CONSTRUCTION DOCUMENTS P3 | 07/26/2019 |
| 2 | 95% CONSTRUCTION DOCUMENTS P3 & P4 | 12/04/2019 |
| | | |
| | | |
| | | |
| | | |

KEY MAP



SHEET INFORMATION

Project No. : NWRP 1701

Project NO.: N
 Date: 2008-08-08

Drawn By: HN

Checked By: PC DWH

Date: 12/04/2019

Scale:

**ARCHITECTURE PARTIAL
SECOND FLOOR RCP -
STAGE BUILDING**

SHEET NO.

A-146B-P3

Approved Construction Plan

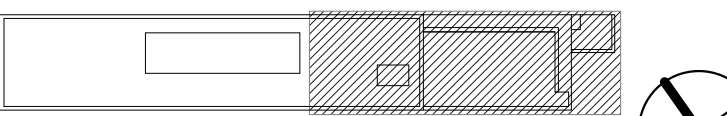
Name _____ Date _____

Planning _____

Traffic _____

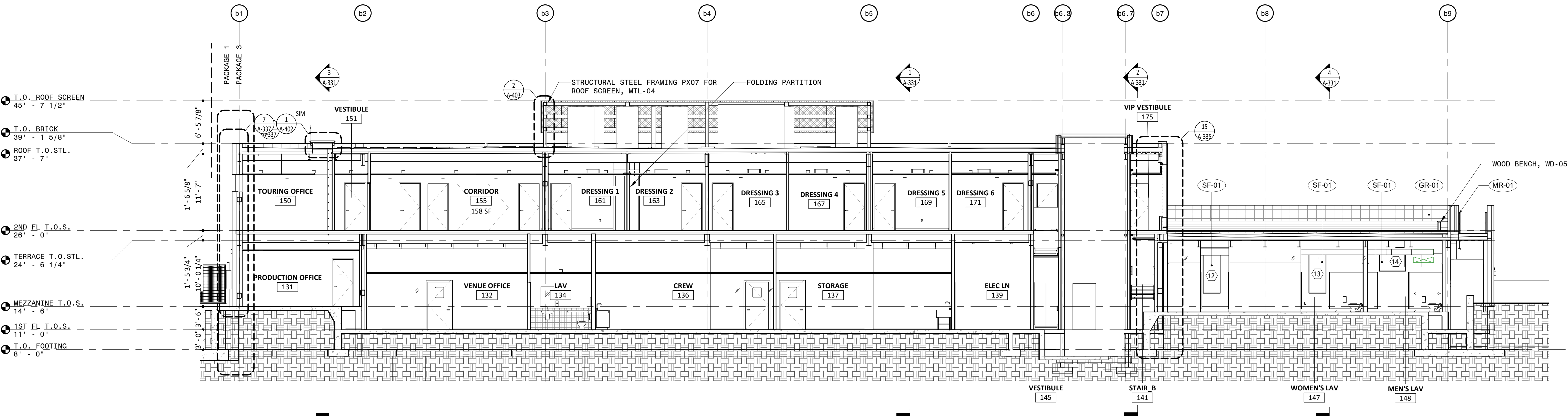
Fire _____

KEY PLAN

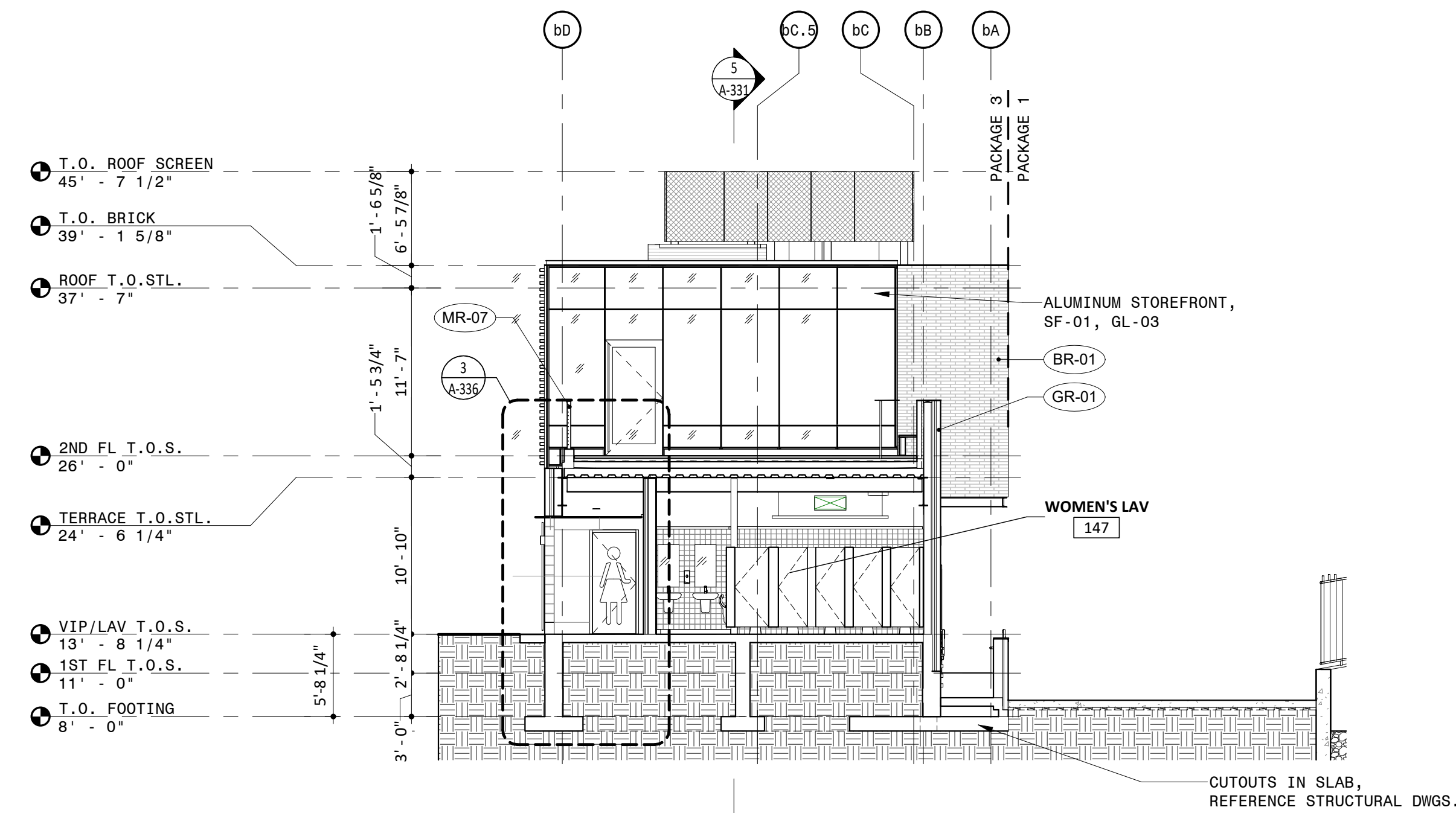


STAGE BUILDING PART B

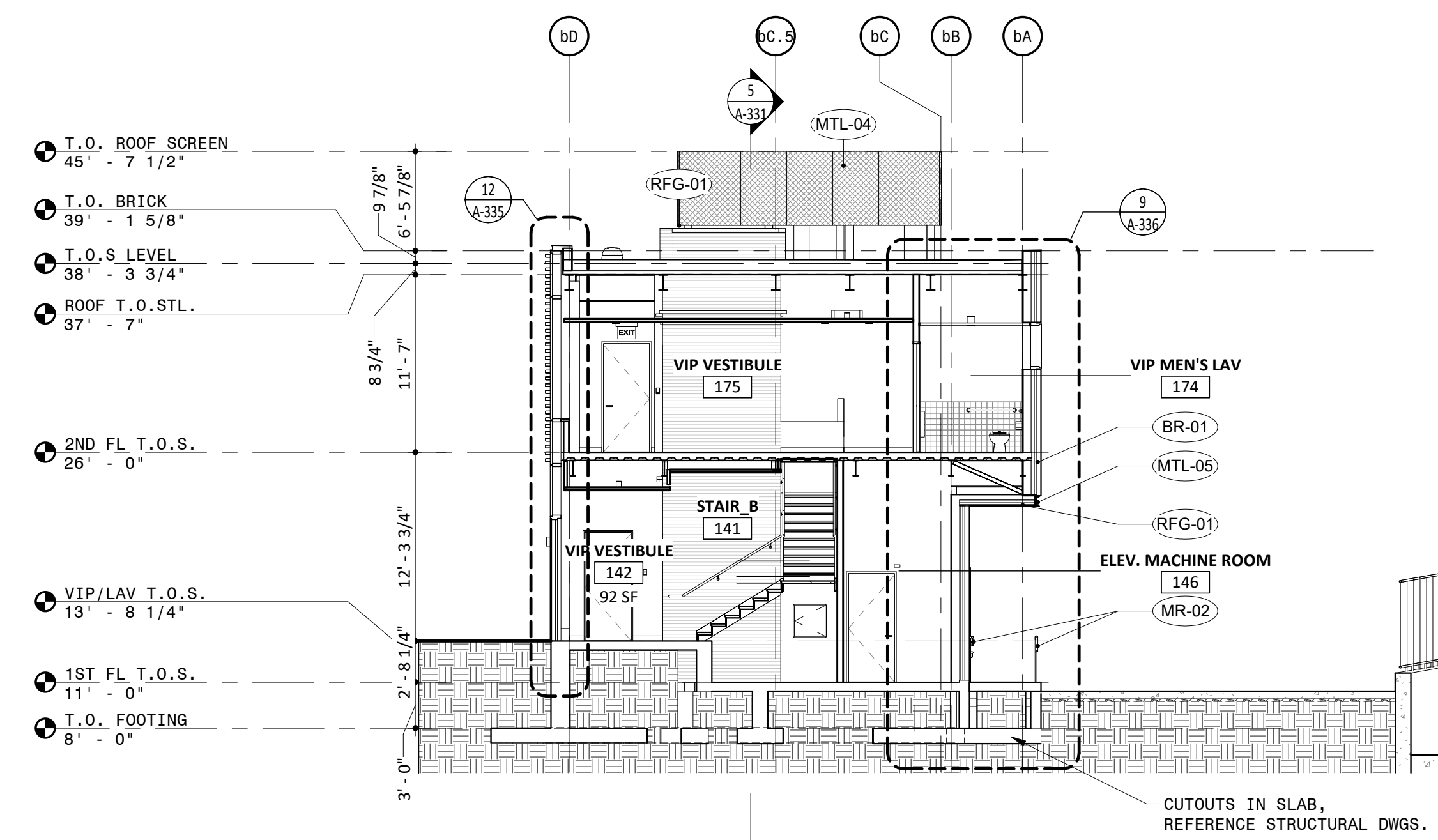
N
M
L
K
J
I
H
G
F
E
D
C
B
A



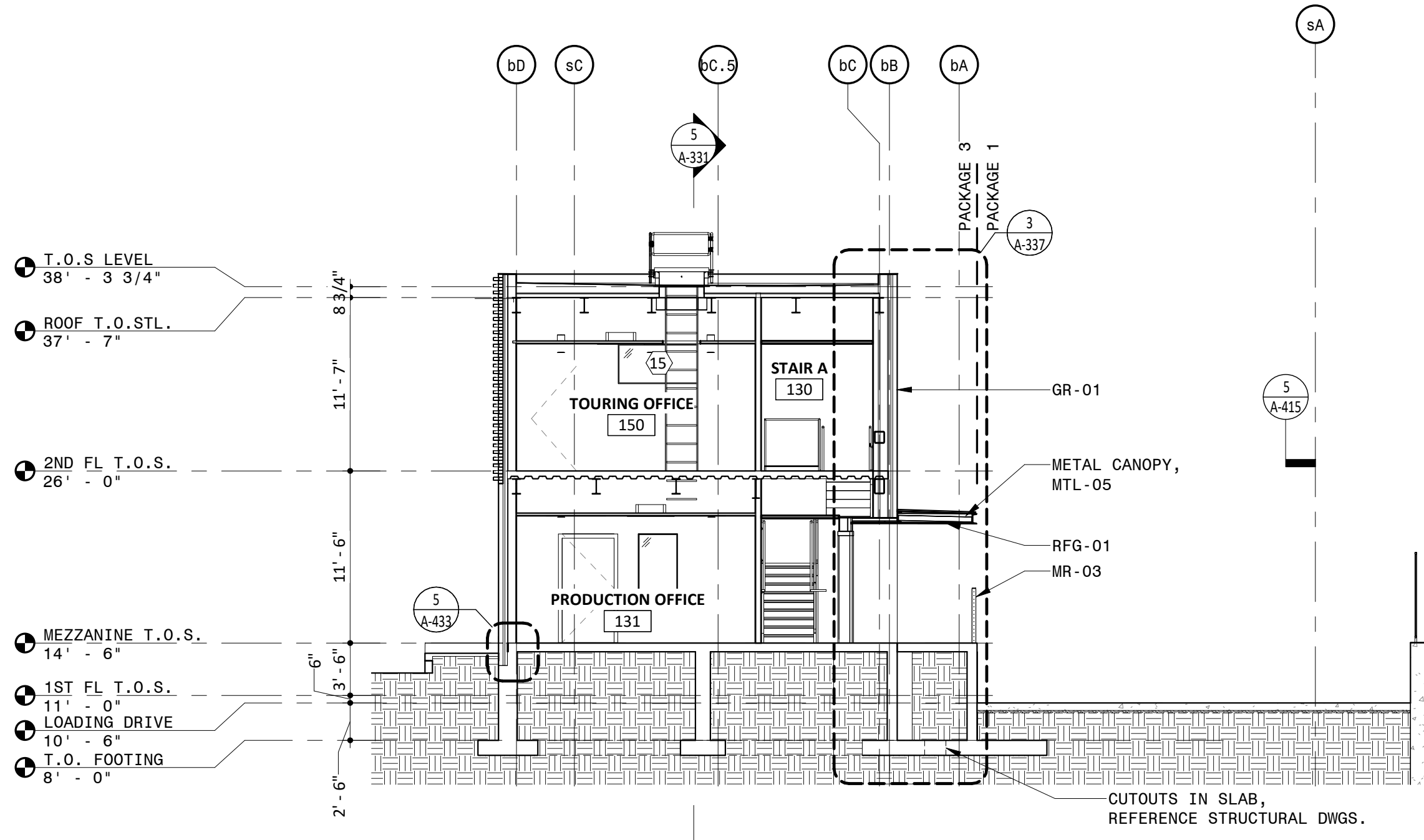
5 STAGE BUILDING EAST WEST SECTION LOOKING NORTH
1/8" = 1'-0"



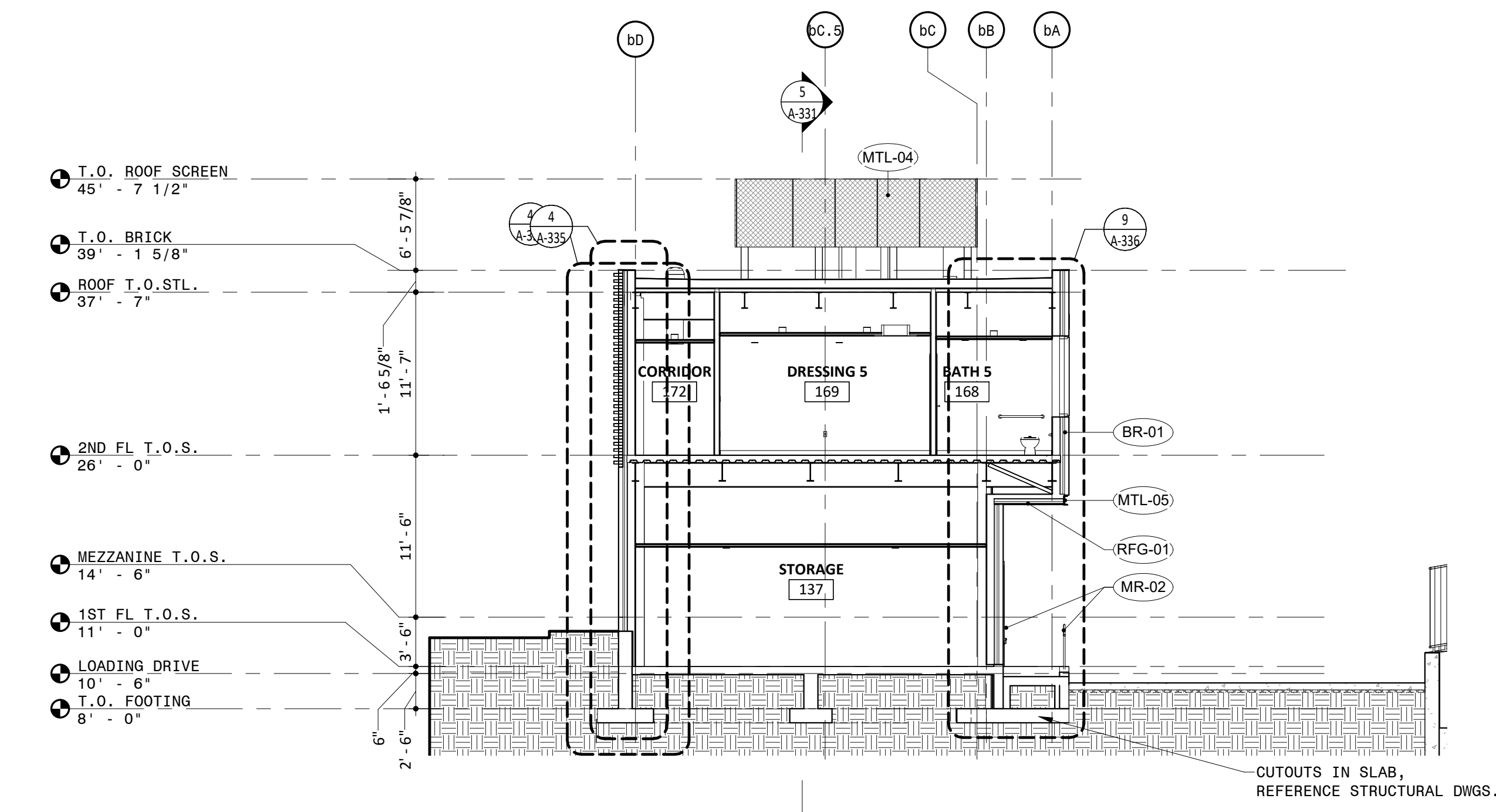
4 STAGE BUILDING NORTH SOUTH SECTION AT RESTROOMS
1/8" = 1'-0"



2 STAGE BUILDING NORTH SOUTH SECTION AT VIP ENTRANCE
1/8" = 1'-0"



3 STAGE BUILDING NORTH SOUTH SECTION AT PRODUCTION OFFICE
1/8" = 1'-0"



1 STAGE BUILDING NORTH SOUTH SECTION LOOKING WEST
1/8" = 1'-0"

NOTES

- GENERAL NOTES**
- DO NOT SCALE DRAWINGS FOR DIMENSIONS. ADDITIONAL INFORMATION MAY BE SHOWN ON THE FLOOR PLANS, DETAIL PLANS, ELEVATIONS, SECTIONS, DETAIL SCHEDULES AND SPECIFICATIONS.
 - REFER TO SHEET G-001 FOR TYPICAL NOTES, LEGENDS, SYMBOLS & DIMENSIONING STANDARDS.
 - REFER TO SHEET A-831 FOR MATERIAL ABBREVIATION LEGEND.
 - FOR ADDITIONAL INFORMATION REFER TO STRUCTURAL, MECHANICAL, ELECTRICAL AND PLUMBING DRAWINGS.
 - REFERENCE LANDSCAPE & CIVIL DRAWINGS FOR GRADING AND MATERIALS.
 - FOR LIGHT FIXTURE SCHEDULE, REFERENCE ELECTRICAL DRAWING E-300.
 - REFER TO SHEET A-601 FOR GENERAL MOUNTING HEIGHTS OF FIXTURES AND FITTINGS

LEGEND

REFERENCE A-831/A-832 FOR SPECIFICATION SECTION

| | |
|----------|-----------------------------|
| (ACT-XX) | ACOUSTIC CEILING TILE |
| (A-XX) | BATHROOM ACCESSORIES |
| (BA-XX) | BULLET RESISTANT ASSEMBLIES |
| (BR-XX) | BRICK |
| (CON-XX) | CONCRETE |
| (CT-XX) | CERAMIC TILE |
| (EF-XX) | EPOXY FLOORING & BASE |
| (EQ-XX) | EQUIPMENT |
| (F-XX) | FIXTURES |
| (GC-XX) | GLAZED CANOPY |
| (GL-XX) | GLASS |
| (GR-XX) | GROUND FACE BLOCK |
| (GWB-XX) | GYPSON WALL BOARD |
| (INS-XX) | INSULATION |
| (LVT-XX) | LUXURY VINYL TILE |
| (MF-XX) | METAL FENCING |
| (MR-XX) | METAL RAILING |
| (MTL-XX) | SHEET METAL |
| (PH-XX) | PHENOLIC RESIN |
| (PL-XX) | PLASTIC LAMINATE |
| (PT-XX) | PAINT |
| (PX-XX) | HIGH PERFORMANCE COATING |
| (RB-XX) | RUBBER BASE |
| (RFG-XX) | ROOFING |
| (RP-XX) | ROOF PAVERS |
| (SF-XX) | STOREFRONT |
| (SS-XX) | SOLID SURFACE |
| (STS-XX) | STAINLESS STEEL |
| (WD-XX) | WOOD |

Approved Construction Plan

Name Date

Planning _____
Traffic _____
Fire _____

PROJECT INFORMATION

NORTH WATERFRONT PARK

10 COWAN STREET
WILMINGTON, NORTH CAROLINA

CITY OF WILMINGTON
Community Services Department
P.O. Box 1810, Wilmington, North Carolina 28402
City of Wilmington Project Code 3CPRK1860

Landscape Architecture = L
HARGREAVES JONES
180 Varick Street, Suite 204, New York, NY 10014
www.hargreavesjones.com
NC License #C-513

Architecture = A
SAGE & COOMBE ARCHITECTS
12-15 Vesny Street, New York, NY 10013
www.sageandcoombe.com

Acoustic/Theater/AV = AT
OAP.P.P. CON
77 Water Street, New York NY 10015
www.anap.com

Civil Engineering = C
Structural Engineering = S
Geotechnical Engineering = G
STEWART
223 S. West Street, Suite 1100, Raleigh, NC 27603
www.stewartinc.com
NC License #C-1051

Environmental Engineering = EE
SOIL & ENVIRONMENTAL CONSULTANTS, PA
8412 Falls of Neuse Road, Suite 104, Raleigh, NC 27615
www.sandec.com
EAGLE RESOURCES
215 West Moore Street, Southport, NC 28461
www.eagleresources.com

Irrigation = I
CLARK IRRIGATION DESIGN & CONSULTING, INC
P.O. Box 693, Lavonia, GA 30553
www.clarkirrigationdesign.com

Landscape Soil = LS
LANDIS, PLLC
3808 Bentley Brook Dr. Raleigh, NC 2761 2
www.landispllc.com

Mechanical Engineering = M
Electrical Engineering = E
Plumbing Engineering = P
Fire Protection = FF
CHEATHAM & ASSOCIATES, PA
3412 Enterprise Drive, Wilmington NC 28405
www.cheathamga.com
NC License #C-1073

Marine Structural Engineering = SM
ANDREW CONSULTING ENGINEERS
3811 Peachtree Avenue, Suite 300, Wilmington, NC 28403
www.andrewengineers.com

Water Fountain Design = WF
DELTA FOUNTAINS
11494 Columbia Park Dr. W., Suite 4, Jacksonville, FL 32258
www.deltafountains.com

Lighting Design = EL
TILLOTSON DESIGN ASSOCIATES
40 Worth Street, Room 703, New York NY 10013
www.tilotsondesign.com

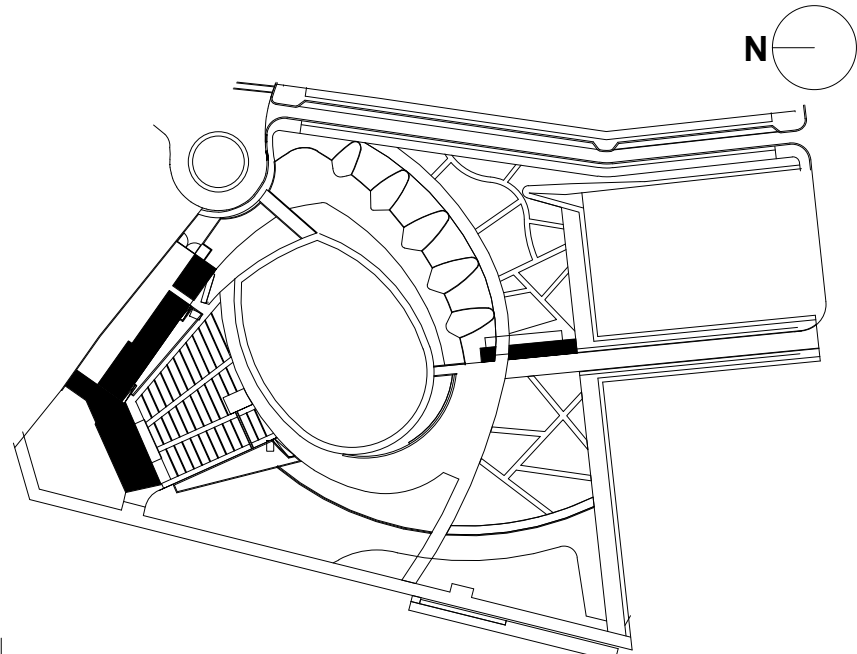
SEAL/SIGNATURE

PROGRESS SET
NOT FOR CONSTRUCTION

ISSUE/REVISIONS

| NO. | DESCRIPTION | DATE |
|-----|------------------------------------|------------|
| 1 | 30% CONSTRUCTION DOCUMENTS P3 & P4 | 06/07/2019 |
| 2 | 60% CONSTRUCTION DOCUMENTS P3 | 07/26/2019 |
| 3 | 95% CONSTRUCTION DOCUMENTS P3 & P4 | 12/04/2019 |
| | | |
| | | |
| | | |
| | | |
| | | |
| | | |

KEY MAP



SHEET INFORMATION

Project No.: NWP 1701
Drawn By: MH
Checked By: PC/DWH
Date: 12/04/2019
Scale: As indicated

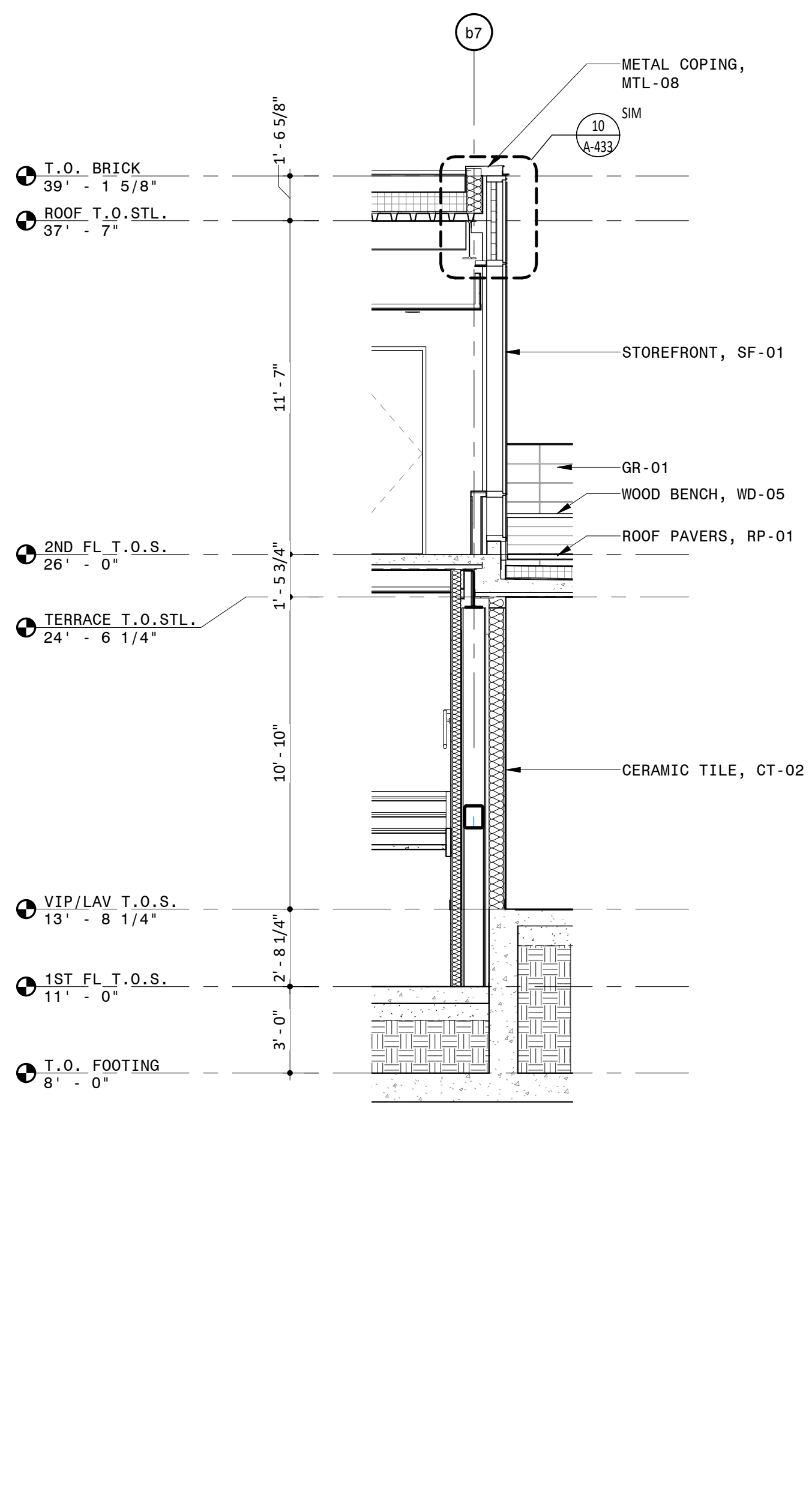
SHEET TITLE

ARCHITECTURE BUILDING SECTIONS - STAGE BUILDING

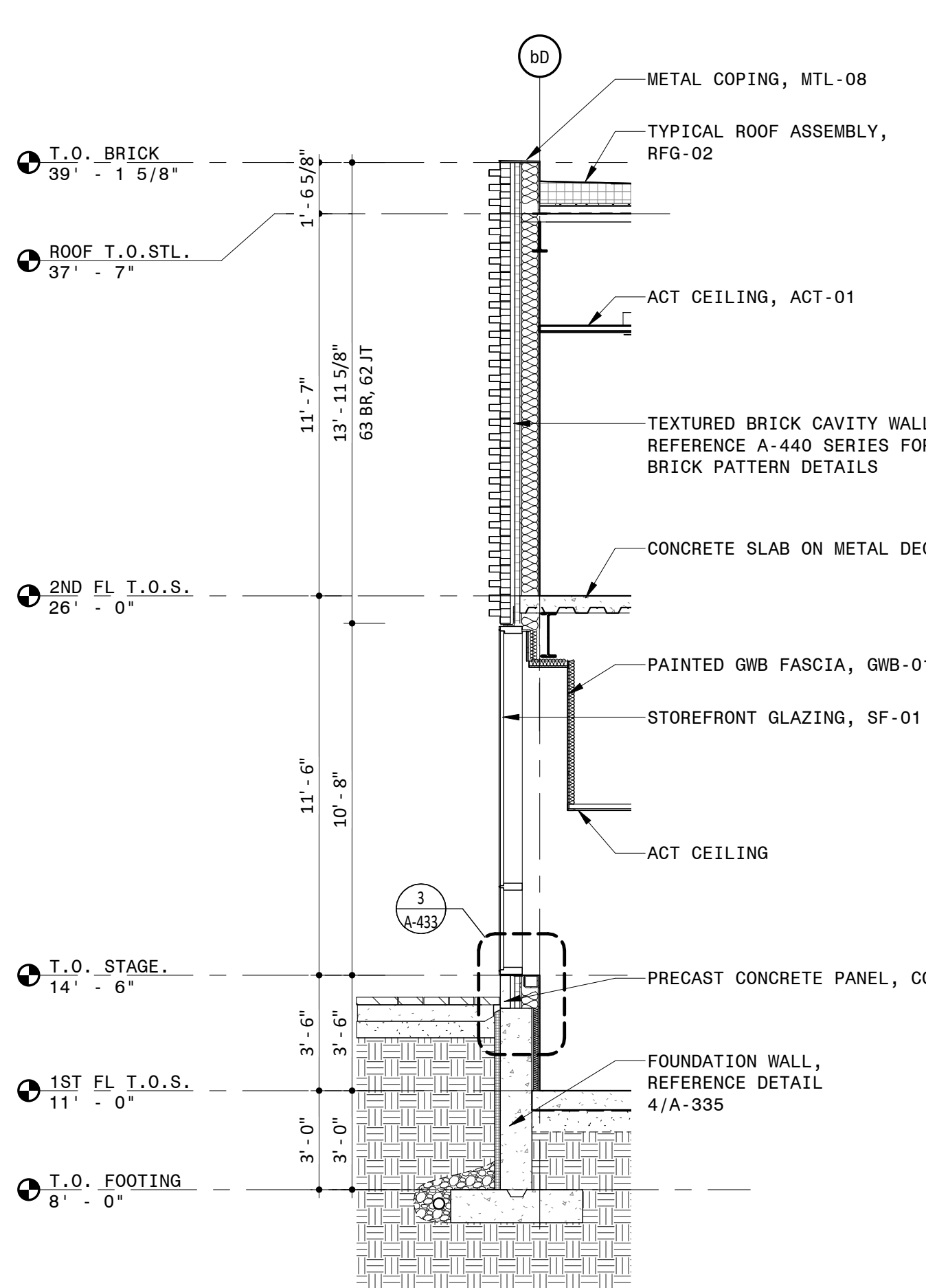
SHEET NO.

A-331-P3

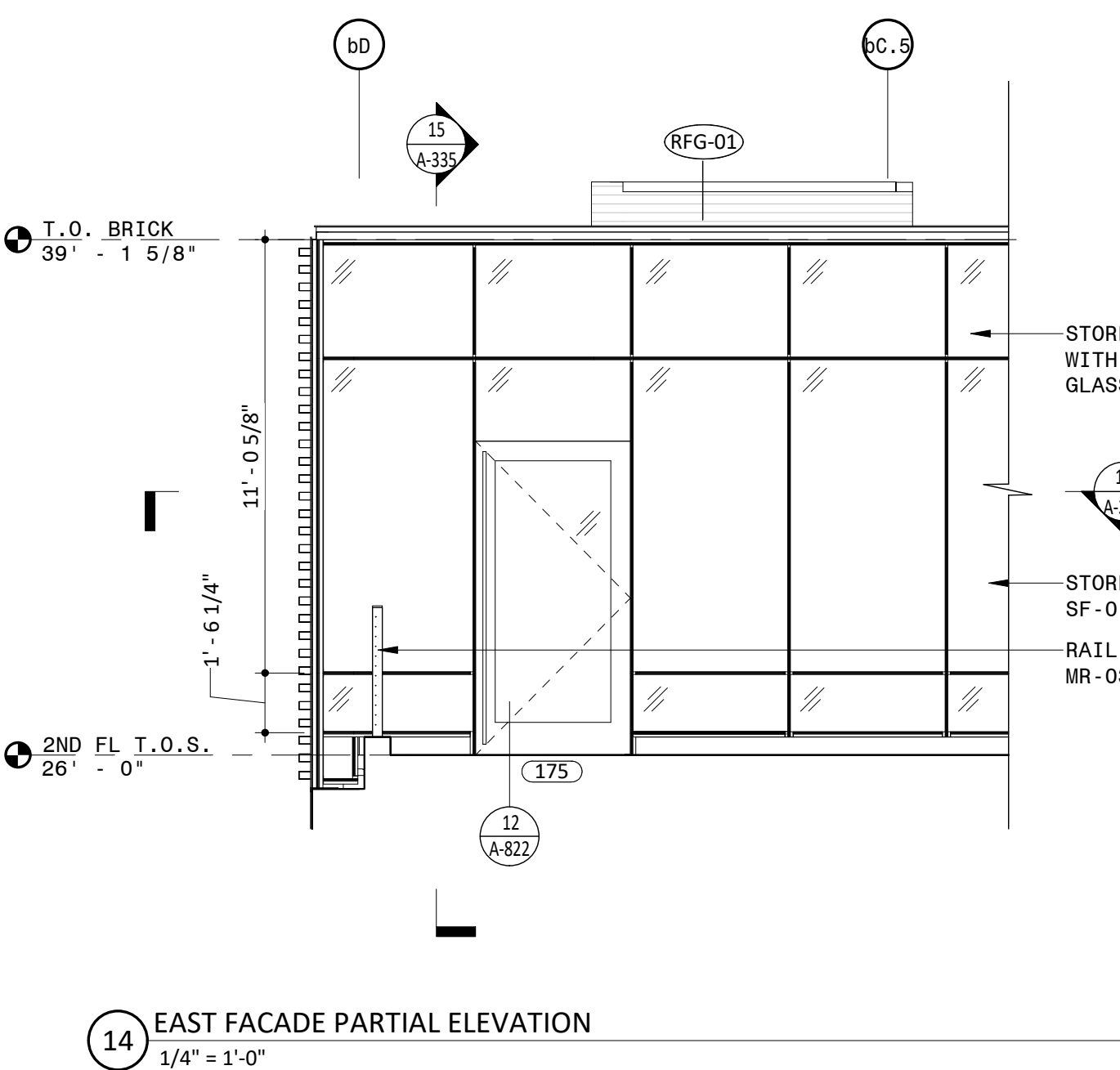
N
M
L
K
J
I
H
G
F
E
D
C
B
A



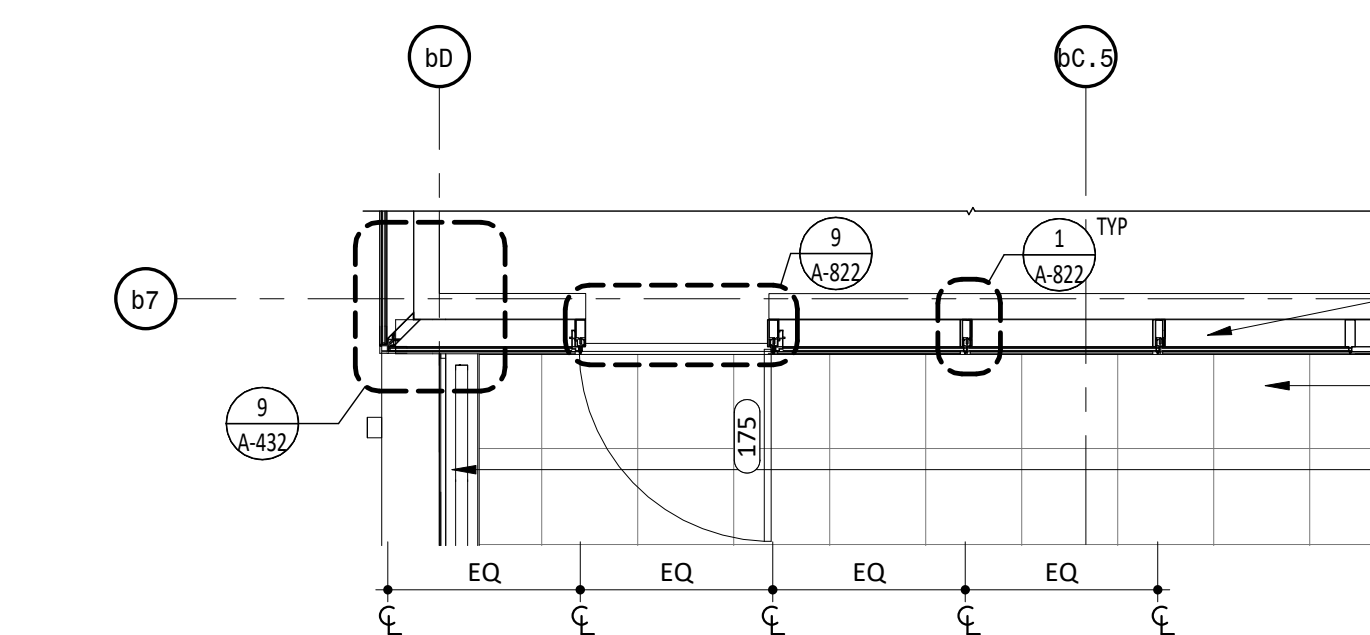
15 WALL SECTION AT EAST FACADE
1/4" = 1'-0"



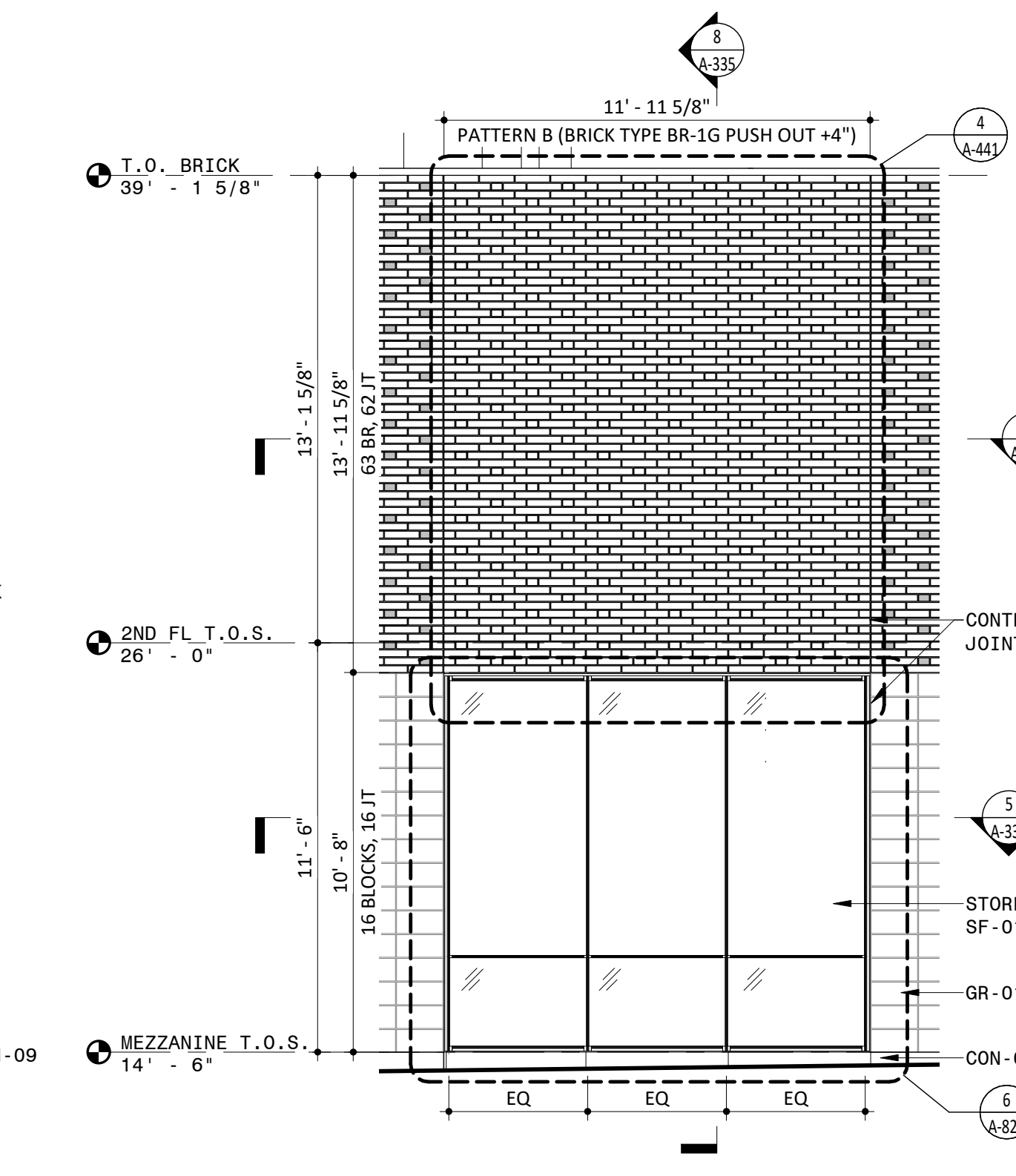
8 WALL SECTION AT SOUTH FACADE AT GLASS CURTAIN WALL
1/4" = 1'-0"



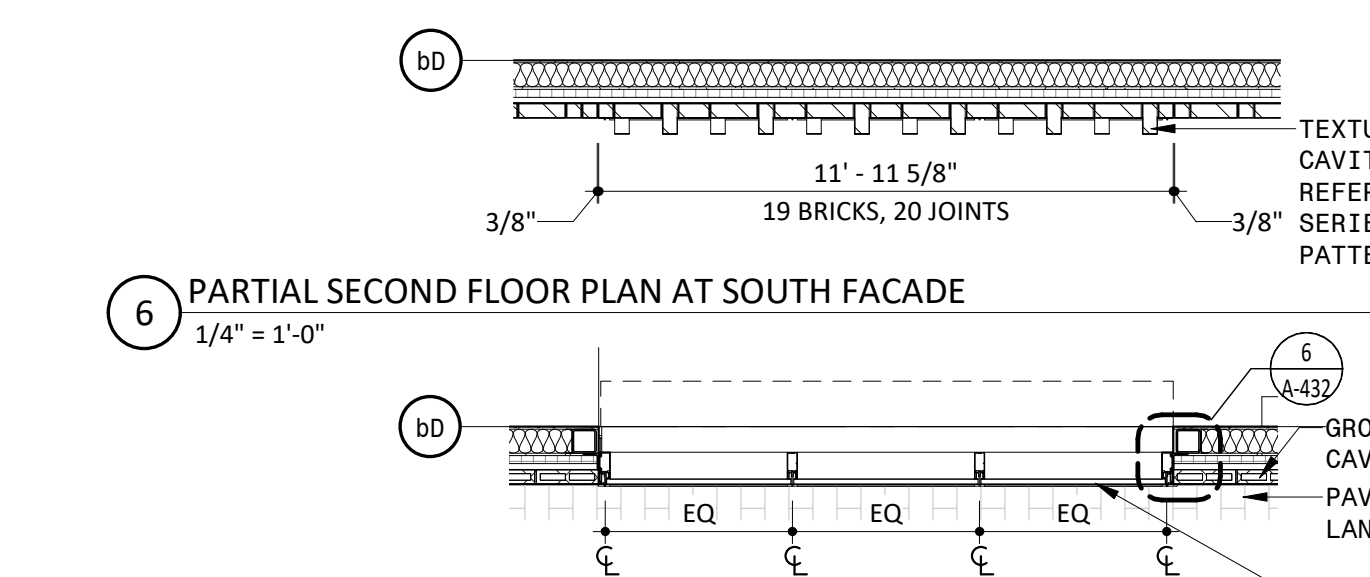
14 EAST FACADE PARTIAL ELEVATION
1/4" = 1'-0"



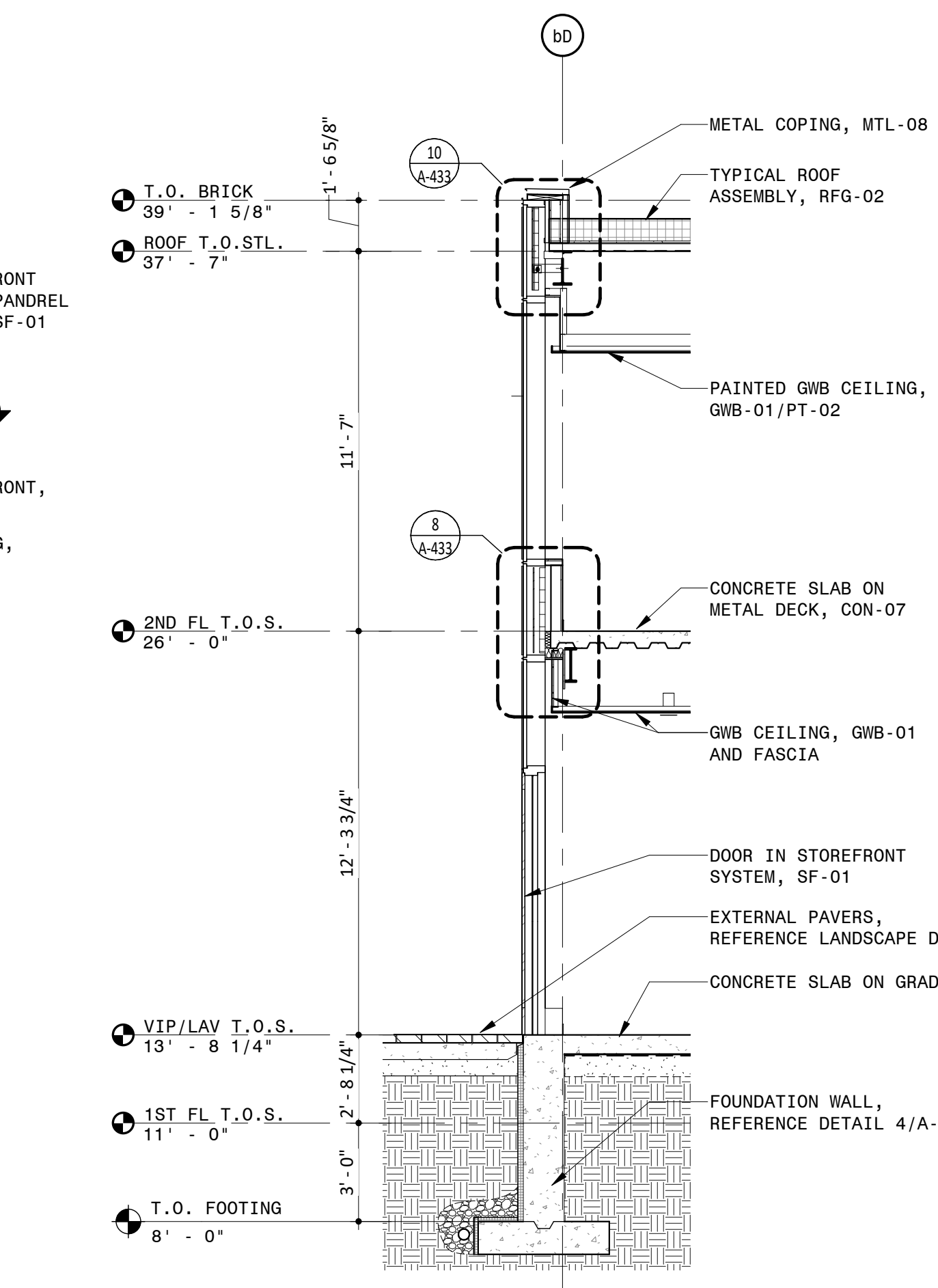
13 PARTIAL SECOND FLOOR PLAN AT EAST FACADE
1/4" = 1'-0"



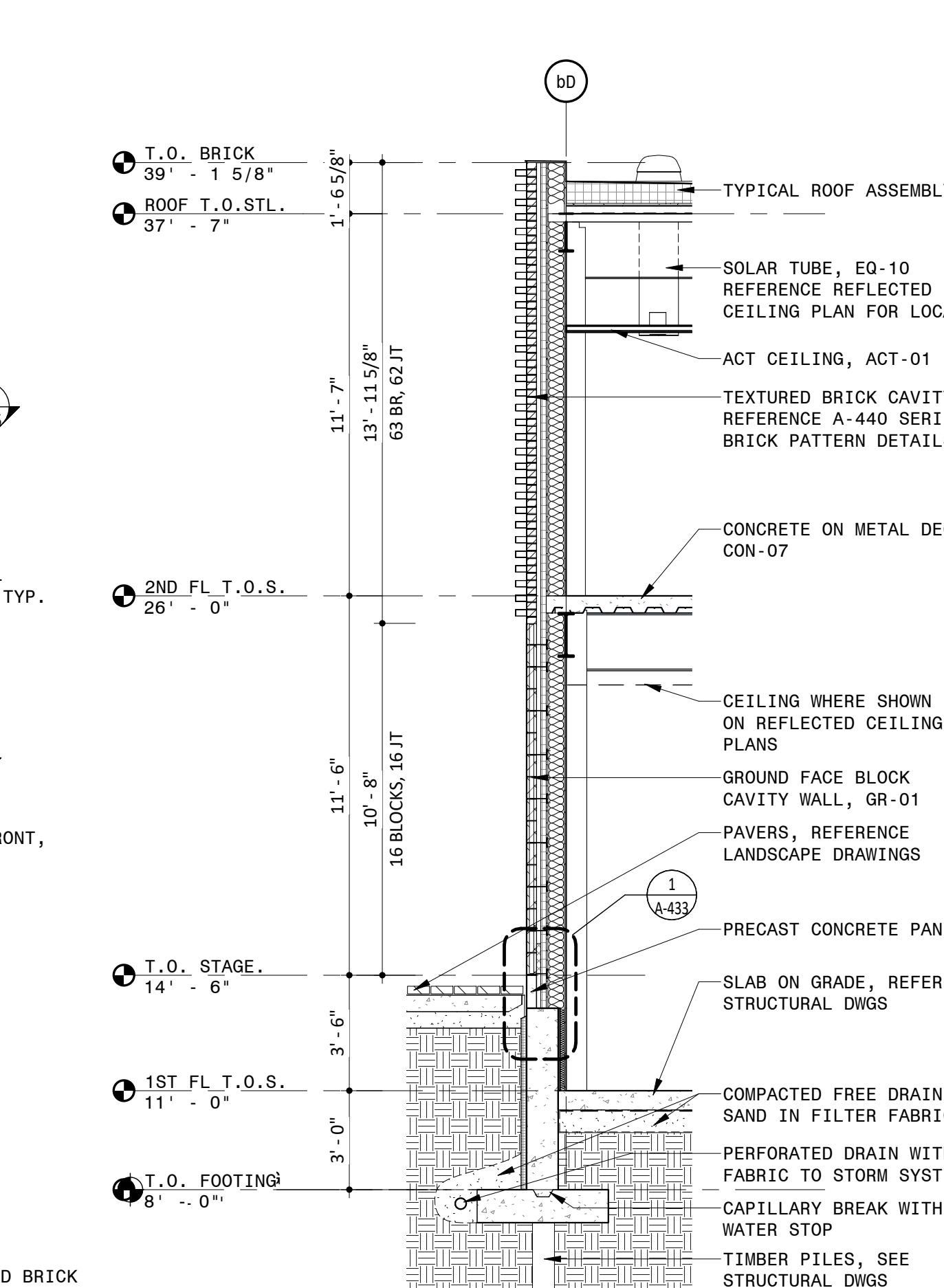
7 SOUTH FACADE PARTIAL ELEVATION AT CURTAIN WALL
1/4" = 1'-0"



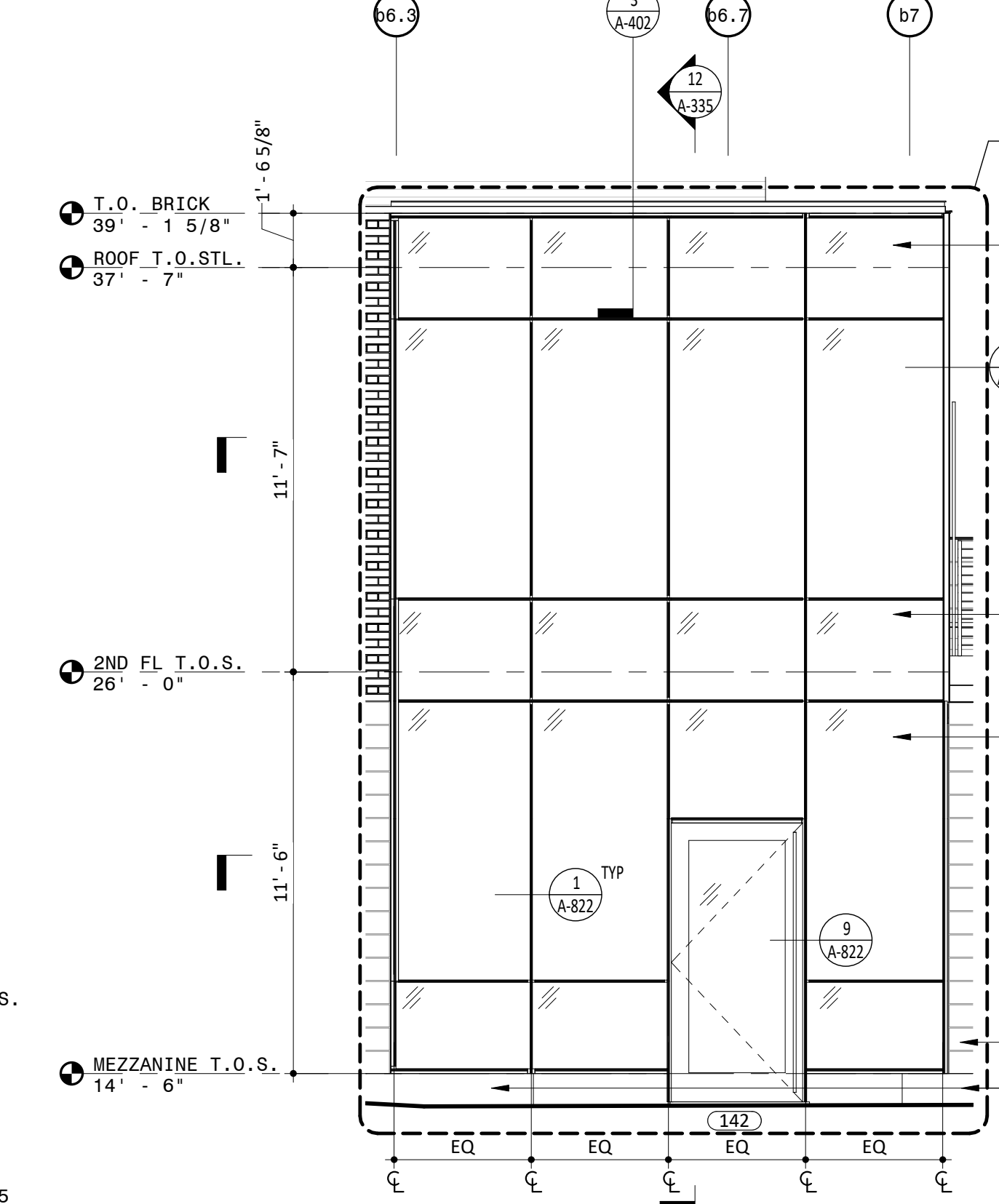
6 PARTIAL SECOND FLOOR PLAN AT SOUTH FACADE
1/4" = 1'-0"



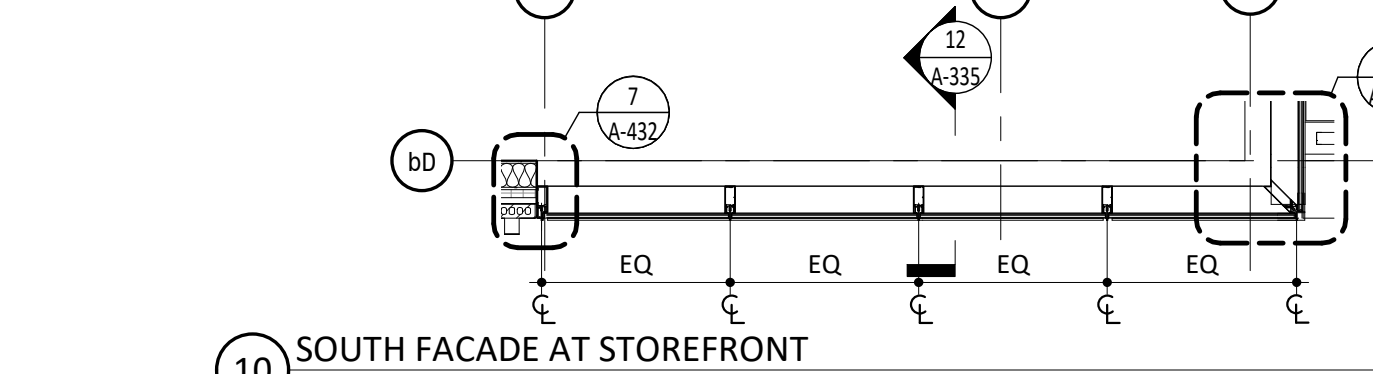
12 WALL SECTION AT SOUTH FACADE BRICK SCREEN VIP ENTRANCE
1/4" = 1'-0"



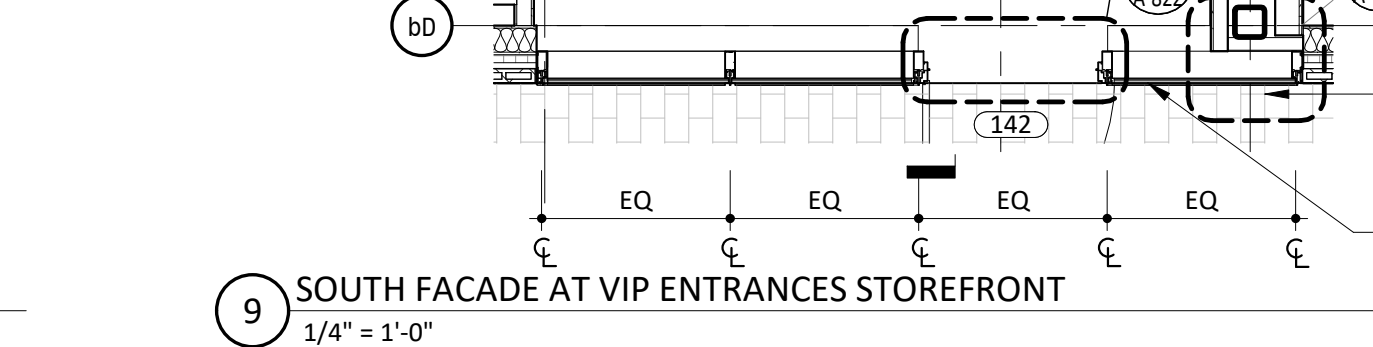
4 WALL SECTION AT SOUTH FACADE BRICK SCREEN
1/4" = 1'-0"




11 SOUTH FACADE VIP ENTRANCE
1/4" = 1'-0"



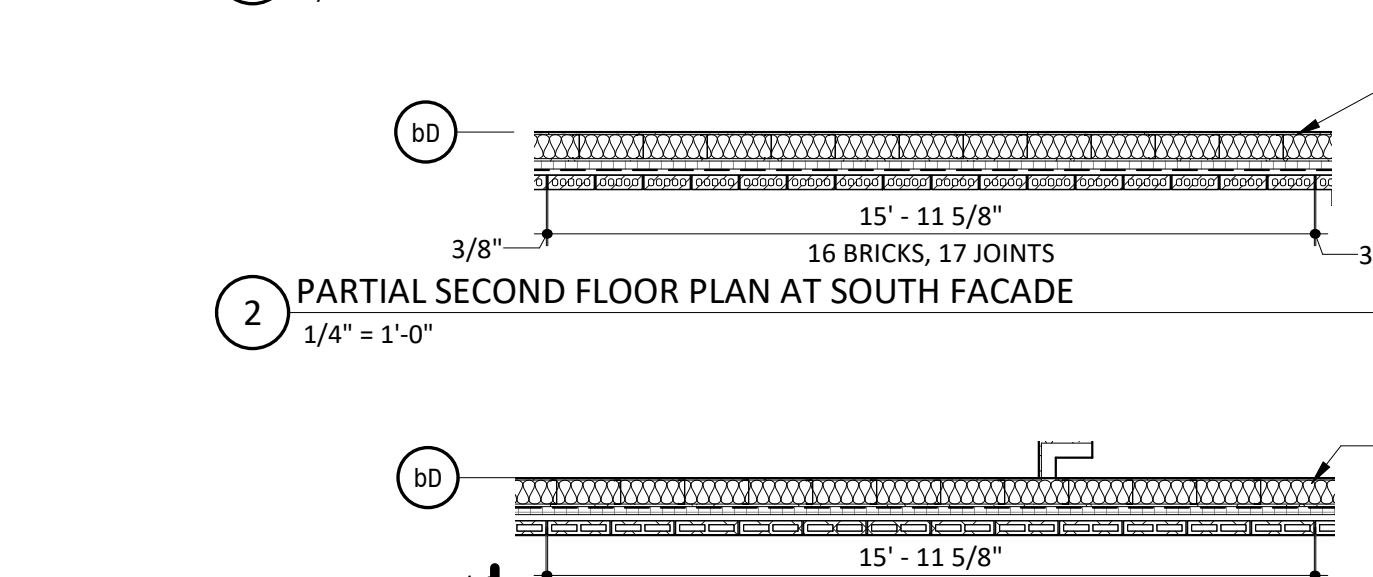
10 SOUTH FACADE AT STOREFRONT
1/4" = 1'-0"



9 SOUTH FACADE AT VIP ENTRANCES STOREFRONT
1/4" = 1'-0"



3 SOUTH FACADE PARTIAL ELEVATION AT BRICK SCREEN
1/4" = 1'-0"



2 PARTIAL SECOND FLOOR PLAN AT SOUTH FACADE
1/4" = 1'-0"

NOTES

- GENERAL NOTES**
- DO NOT SCALE DRAWINGS FOR DIMENSIONS. ADDITIONAL INFORMATION MAY BE SHOWN ON THE FLOOR PLANS, DETAIL PLANS, ELEVATIONS, SECTIONS, DETAIL SCHEDULES AND SPECIFICATIONS. REFER TO SHEET G-001 FOR TYPICAL NOTES, LEGENDS, SYMBOLS & DIMENSIONING STANDARDS.
 - REFER TO SHEET A-831 FOR MATERIAL ABBREVIATION LEGEND.
 - FOR ADDITIONAL INFORMATION REFER TO STRUCTURAL, MECHANICAL, ELECTRICAL AND PLUMBING DRAWINGS.
 - REFERENCE LANDSCAPE & CIVIL DRAWINGS FOR GRADING AND MATERIALS.
 - FOR LIGHT FIXTURE SCHEDULE, REFERENCE ELECTRICAL DRAWING E-300.
 - REFER TO SHEET A-601 FOR GENERAL MOUNTING HEIGHTS OF FIXTURES AND FITTINGS.

LEGEND

REFERENCE A-831/A-832 FOR SPECIFICATION SECTION

| | |
|--------|-----------------------------|
| ACT-XX | ACOUSTIC CEILING TILE |
| A-XX | BATHROOM ACCESSORIES |
| BA-XX | BULLET RESISTANT ASSEMBLIES |
| BR-XX | BRICK |
| CON-XX | CONCRETE |
| CT-XX | CERAMIC TILE |
| EF-XX | EPOXY FLOORING & BASE |
| EQ-XX | EQUIPMENT |
| F-XX | FIXTURES |
| GC-XX | GLAZED CANOPY |
| GL-XX | GLASS |
| GR-XX | GROUND FACE BLOCK |
| GWB-XX | GYPSUM WALL BOARD |
| INS-XX | INSULATION |
| LVT-XX | LUXURY VINYL TILE |
| MF-XX | METAL FENCING |
| MR-XX | METAL RAILING |
| MTL-XX | SHEET METAL |
| PH-XX | PHENOLIC RESIN |
| PL-XX | PLASTIC LAMINATE |
| PT-XX | PAINT |
| PX-XX | HIGH PERFORMANCE COATING |
| RB-XX | RUBBER BASE |
| RFG-XX | ROOFING |
| RP-XX | ROOF PAVERS |
| SF-XX | STOREFRONT |
| SS-XX | SOLID SURFACE |
| STS-XX | STAINLESS STEEL |
| WD-XX | WOOD |

Approved Construction Plan

Name Date

Planning _____
Traffic _____
Fire _____

SHEET TITLE

ARCHITECTURE EXTERIOR WALL SECTIONS - STAGE BUILDING

SHEET NO.

A-335-P3

NORTH WATERFRONT PARK

10 COWAN STREET
WILMINGTON, NORTH CAROLINA

CITY OF WILMINGTON
Community Services Department
P.O. Box 1810, Wilmington, North Carolina 28402
City of Wilmington Project Code 3CPRK1860

Landscape Architecture = L
HARGREAVES JONES
160 Varick Street, Suite 204, New York, NY 10014
www.hargreavesjonesla.com
NC License #C-513

Architecture = A
SAGE & COMBE ARCHITECTS
12-15 Vesny Street, 5th Floor, New York, NY 10013
www.sageandcombe.com

Acoustic/Theater/AV = AT
OAP.P.C. ARCHITECTS
77 Water Street, New York NY 10015
www.oap.com

Civil Engineering = C
Structural Engineering = S
Geotechnical Engineering = G
STEWART
223 S. West Street, Suite 1100, Raleigh, NC 27603
www.stewartinc.com
NC License #C-1051

Environmental Engineering = EE
SOIL & ENVIRONMENTAL CONSULTANTS, PA
8412 Falls of Neuse Road, Suite 104, Raleigh, NC 27615
www.sandec.com
EAGLE RESOURCES
215 West Moore Street, Southport, NC 28461
www.eagleresources.com

Irrigation = I
CLARK IRRIGATION DESIGN & CONSULTING, INC
P.O. Box 693, Lenoir, NC 28553
www.clarkirrigation.com

Landscape Soil = LS
LANDIS, PLLC
3608 Bentley Brook Dr. Raleigh, NC 27612
www.landispllc.com

Mechanical Engineering = M
Electrical Engineering = E
Plumbing Engineering = P
Fire Protection = FP
CHEATHAM & ASSOCIATES, PA
3412 Enterprise Drive, Wilmington NC 28405
www.cheathamco.com
NC License #C-1073

Marine Structural Engineering = SM
ANDREW CONSULTING ENGINEERS
3611 Peachtree Avenue, Suite 300, Wilmington, NC 28403
www.andrewengineers.com

Water Fountain Design = WF
DELTA FOUNTAINS
11494 Columbia Park Dr. W., Suite 4, Jacksonville, FL 32258
www.deltafountains.com

Lighting Design = EL
ILLIOTSON DESIGN ASSOCIATES
40 Worth Street, Room 703, New York NY 10013
www.illiotsondesign.com

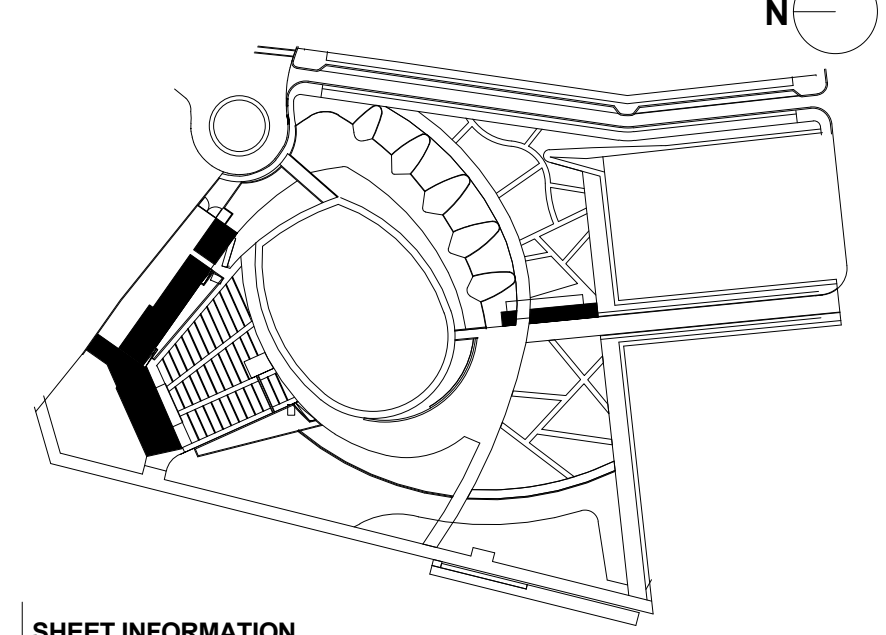
SEAL/SIGNATURE

PROGRESS SET
NOT FOR CONSTRUCTION

ISSUE/REVISIONS

| NO. | DESCRIPTION | DATE |
|-----|------------------------------------|------------|
| 1 | 80% CONSTRUCTION DOCUMENTS P3 | 07/26/2019 |
| 2 | 95% CONSTRUCTION DOCUMENTS P3 & P4 | 12/04/2019 |
| | | |
| | | |
| | | |
| | | |
| | | |
| | | |
| | | |
| | | |

KEY MAP



SHEET INFORMATION

Project No.: NWP 1701
Drawn By: CP MH
Checked By: PC DWH
Date: 12/04/2019
Scale: As indicated

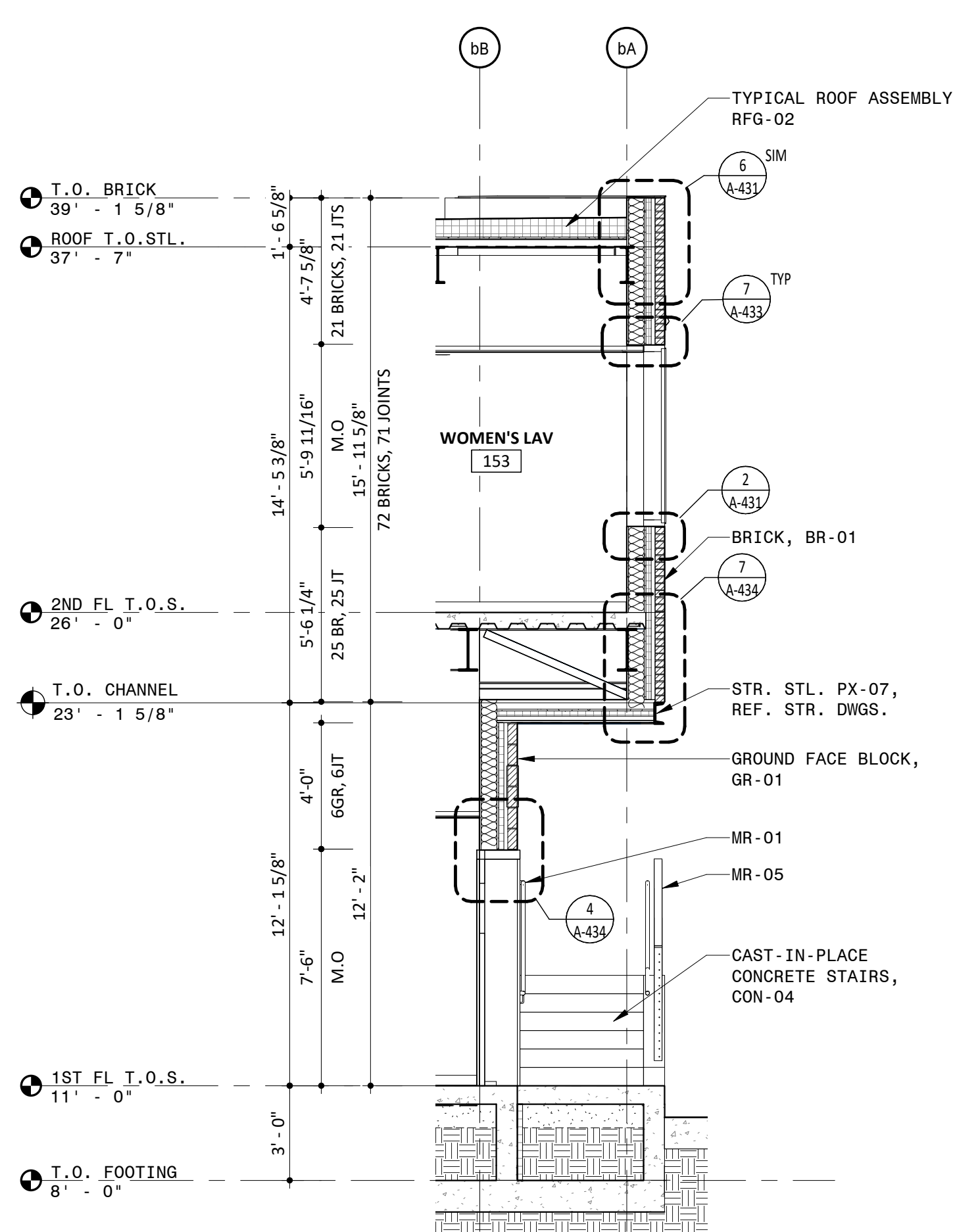
SHEET TITLE

ARCHITECTURE EXTERIOR WALL SECTIONS - STAGE BUILDING

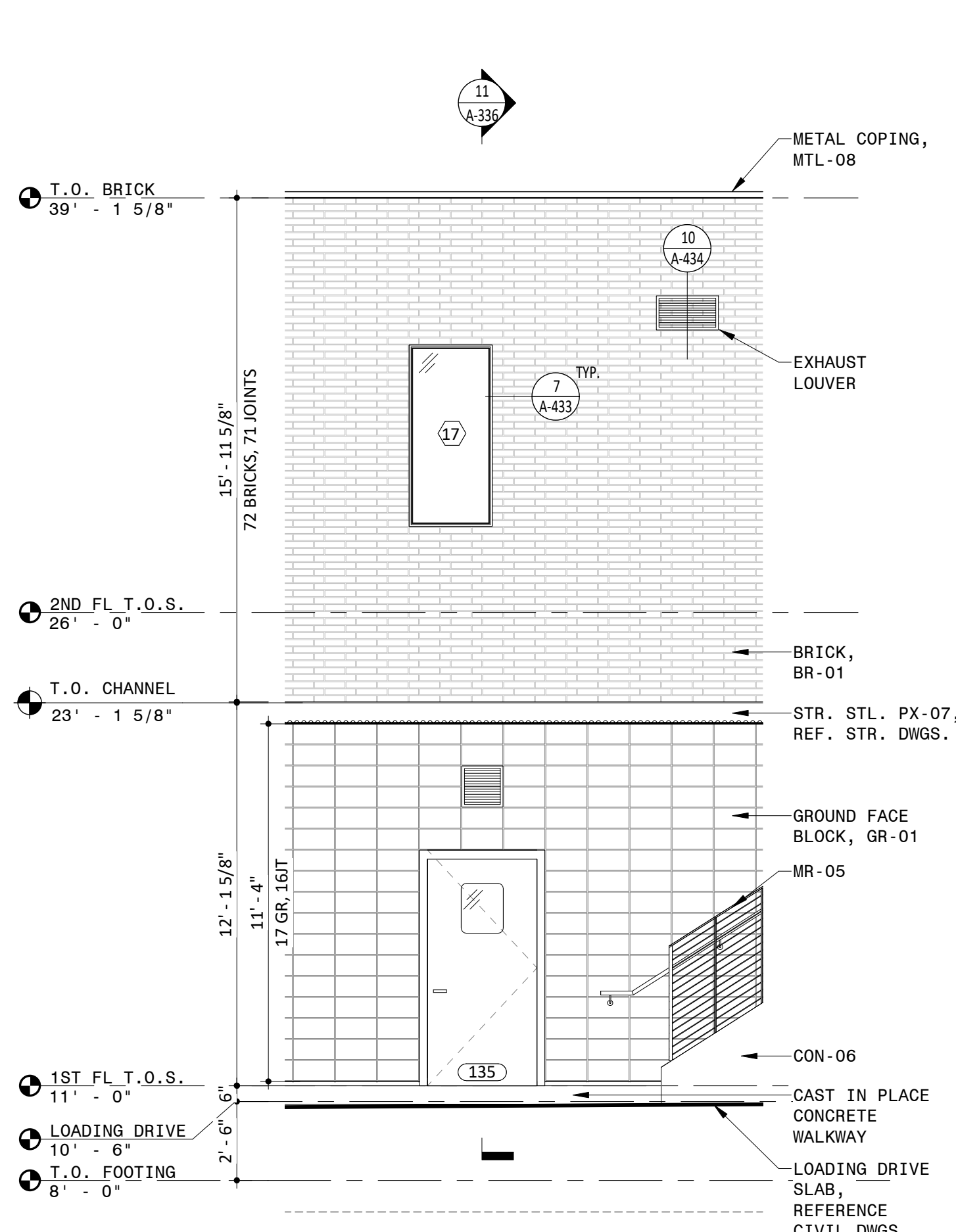
SHEET NO.

A-335-P3

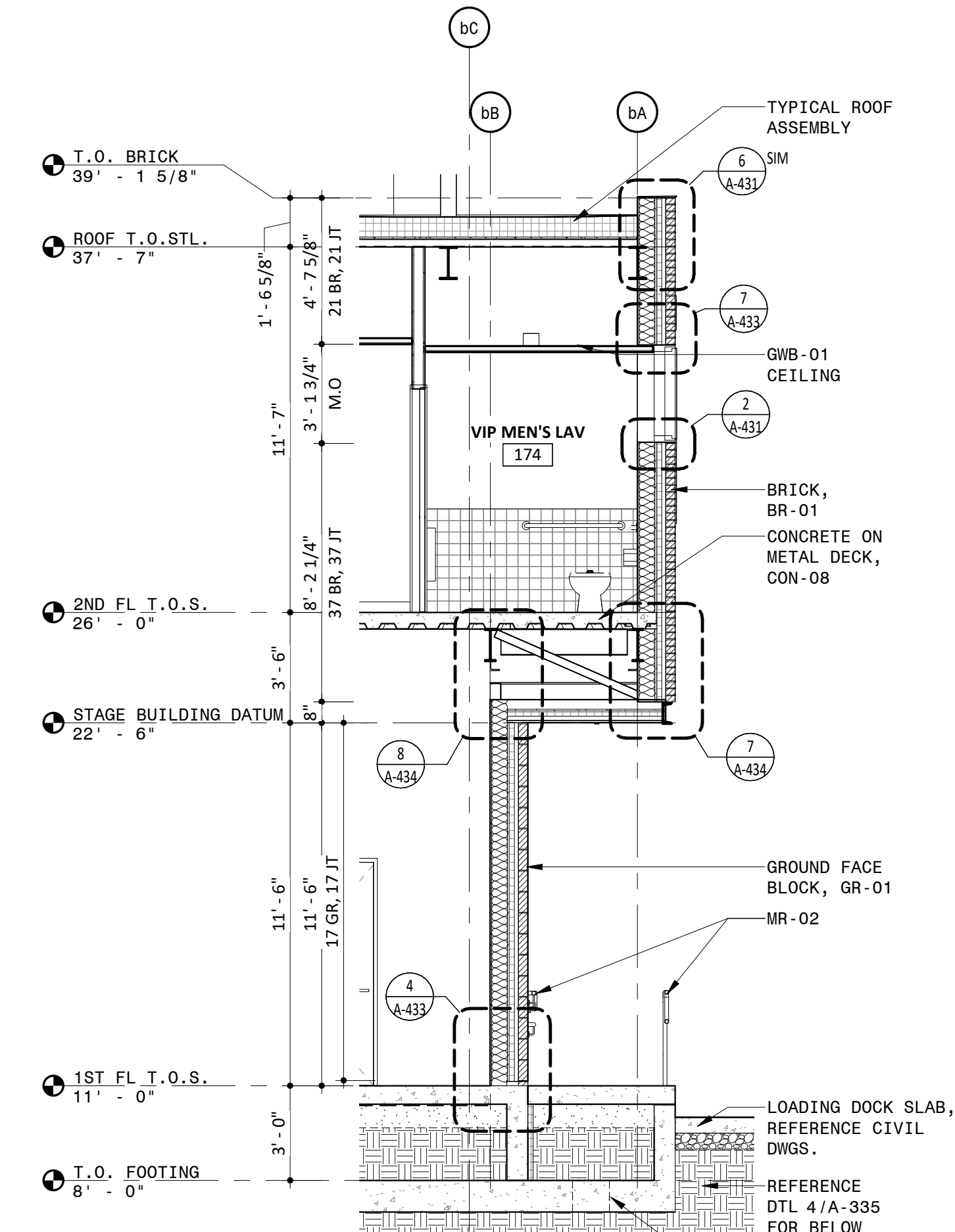
N
M
L
K
J
I
H
G
F
E
D
C
B
A



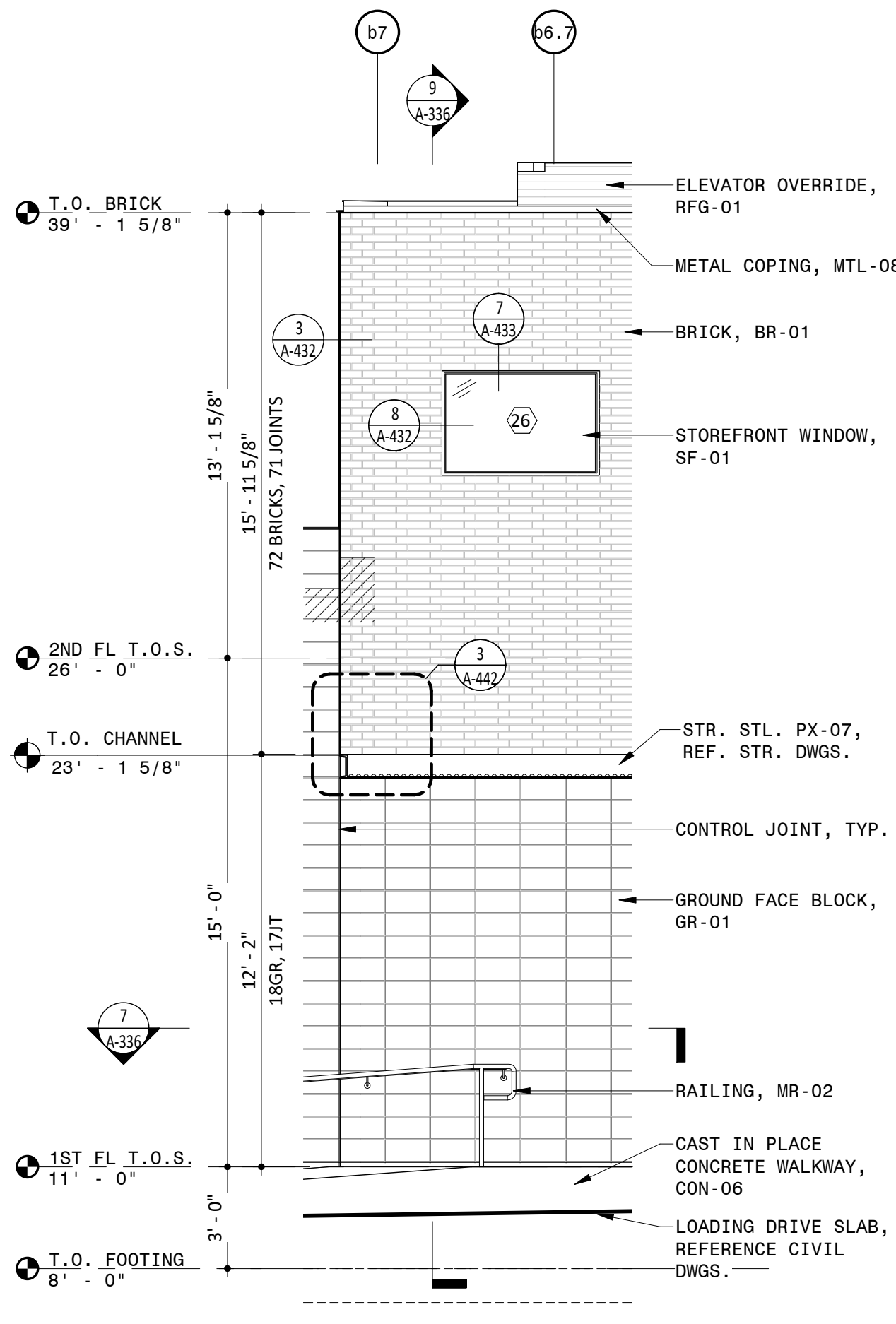
11 WALL SECTION AT NORTH FACADE AT CREW CATERING
1/4" = 1'-0"



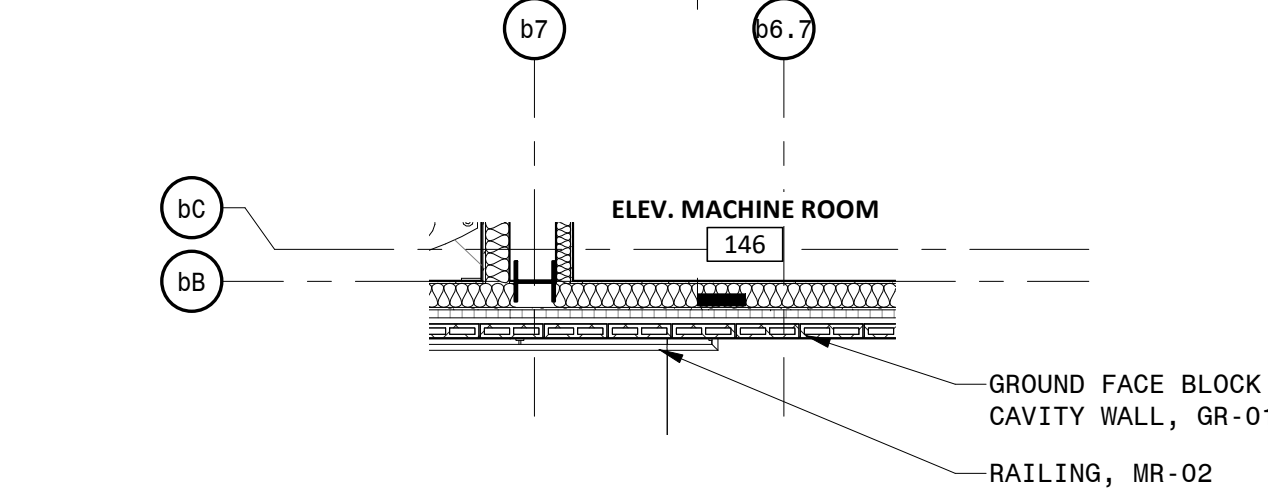
10 NORTH FACADE AT CREW CATERING ELEVATION
1/4" = 1'-0"



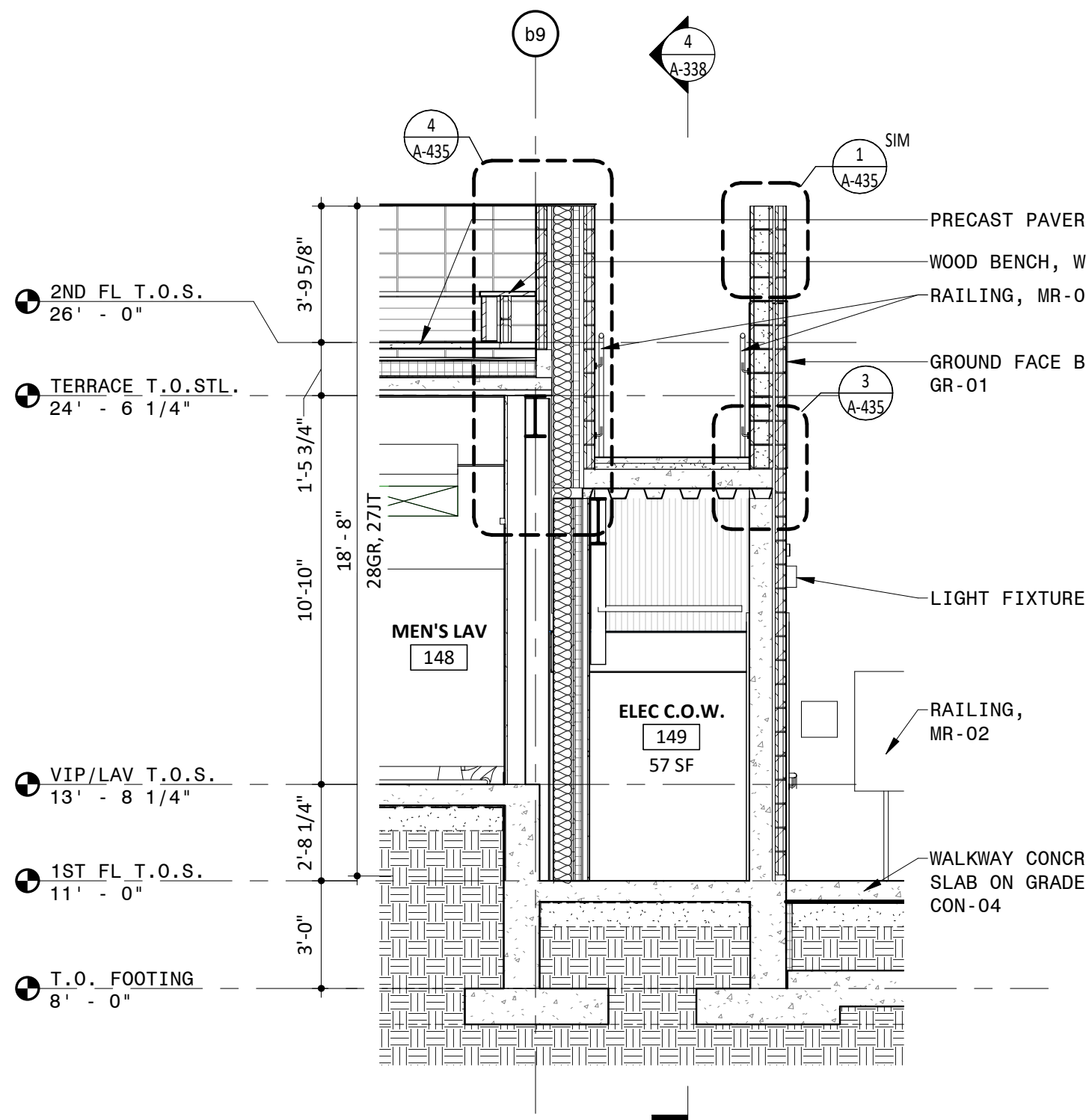
9 WALL SECTION AT NORTH FACADE
1/4" = 1'-0"



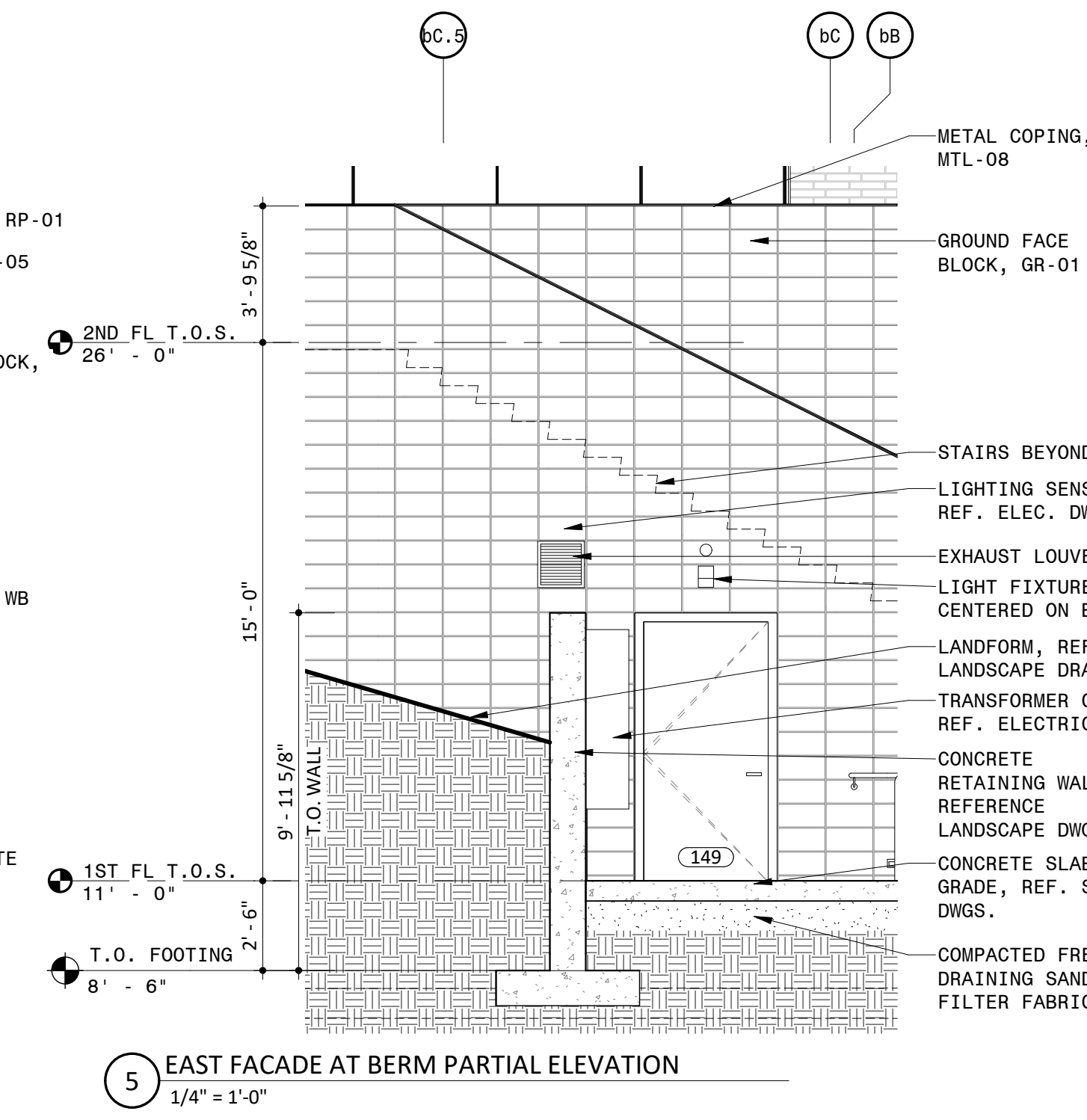
7 FIRST FLOOR ELEVATOR MACHINE ROOM PLAN AT NORTH FACADE
1/4" = 1'-0"



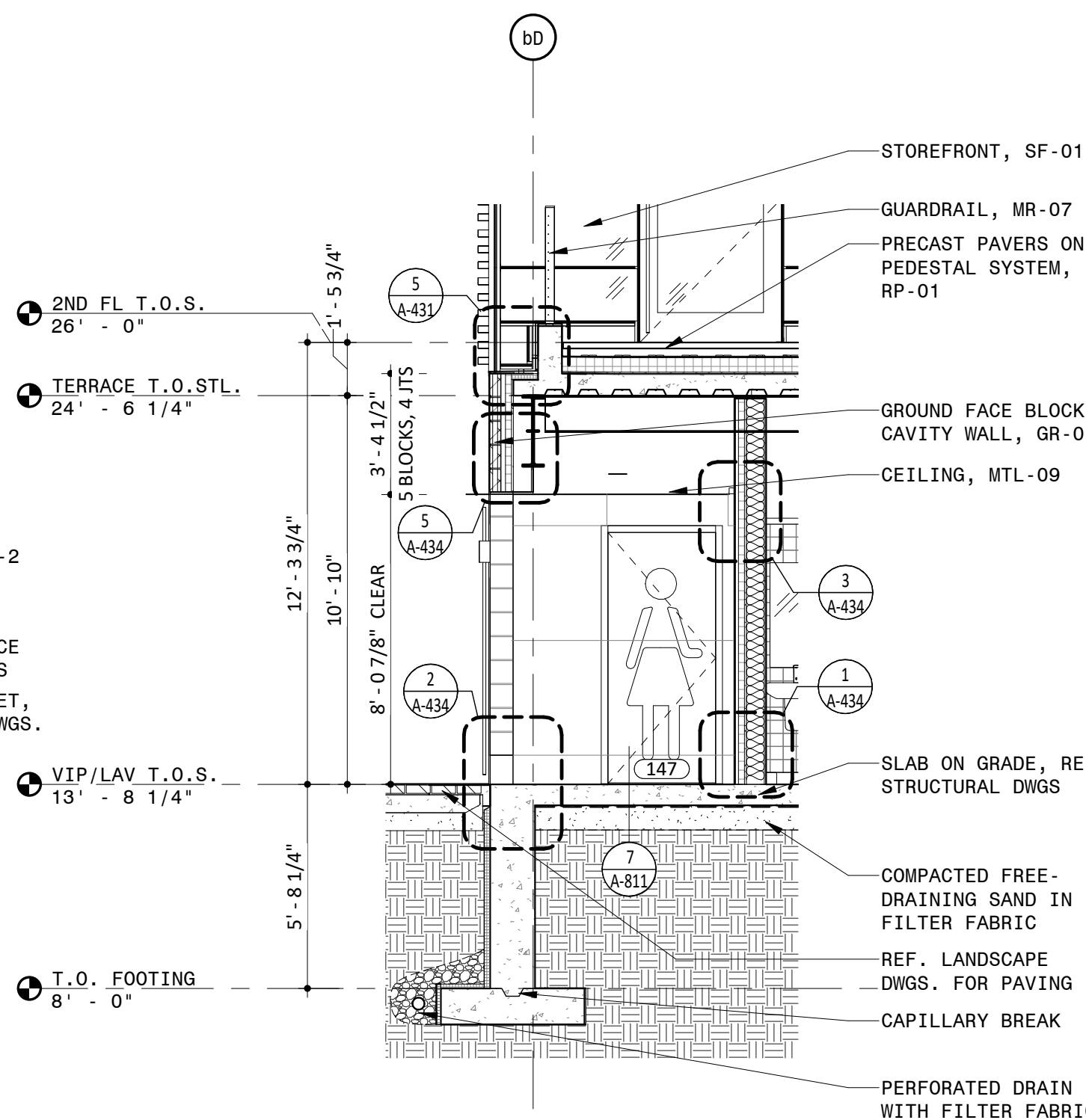
8 NORTH FACADE PARTIAL ELEVATION
1/4" = 1'-0"



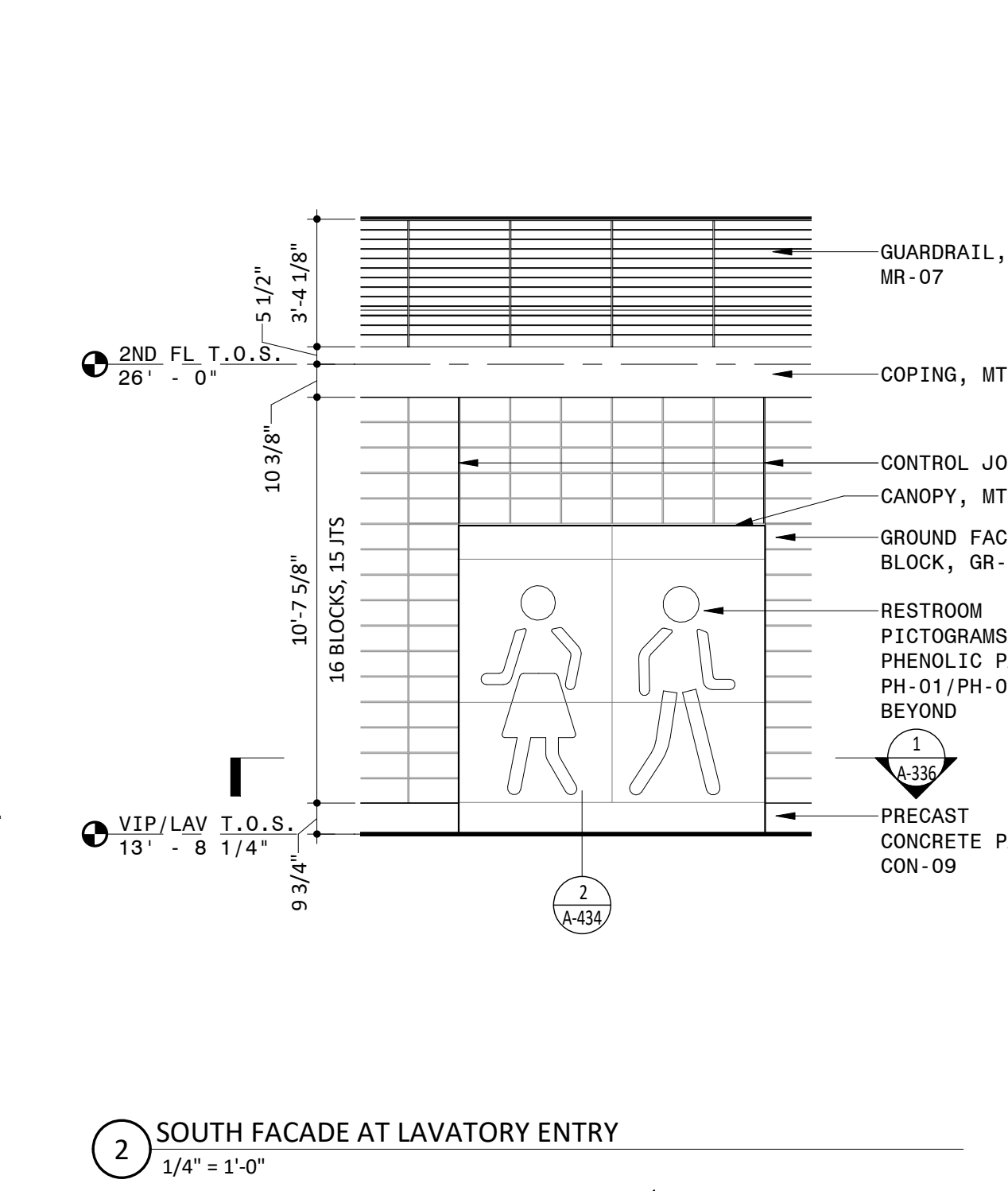
6 WALL SOUTH AT EAST FACADE AT STAIR C
1/4" = 1'-0"



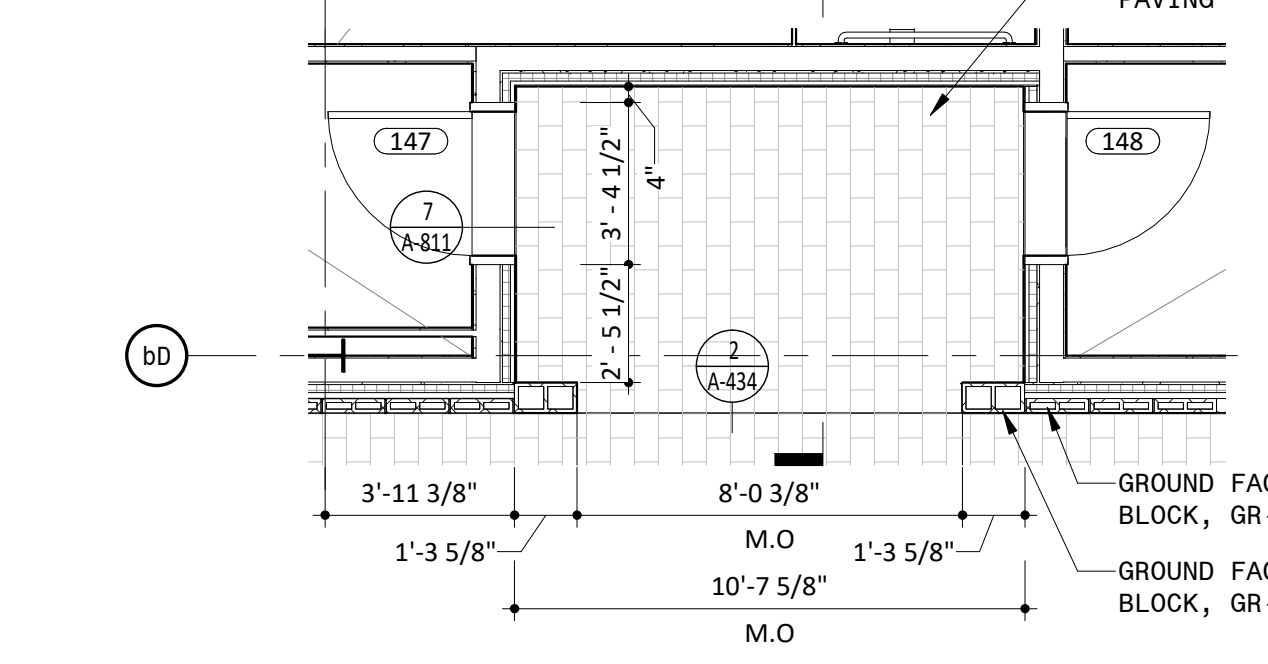
5 EAST FACADE AT BERM PARTIAL ELEVATION
1/4" = 1'-0"



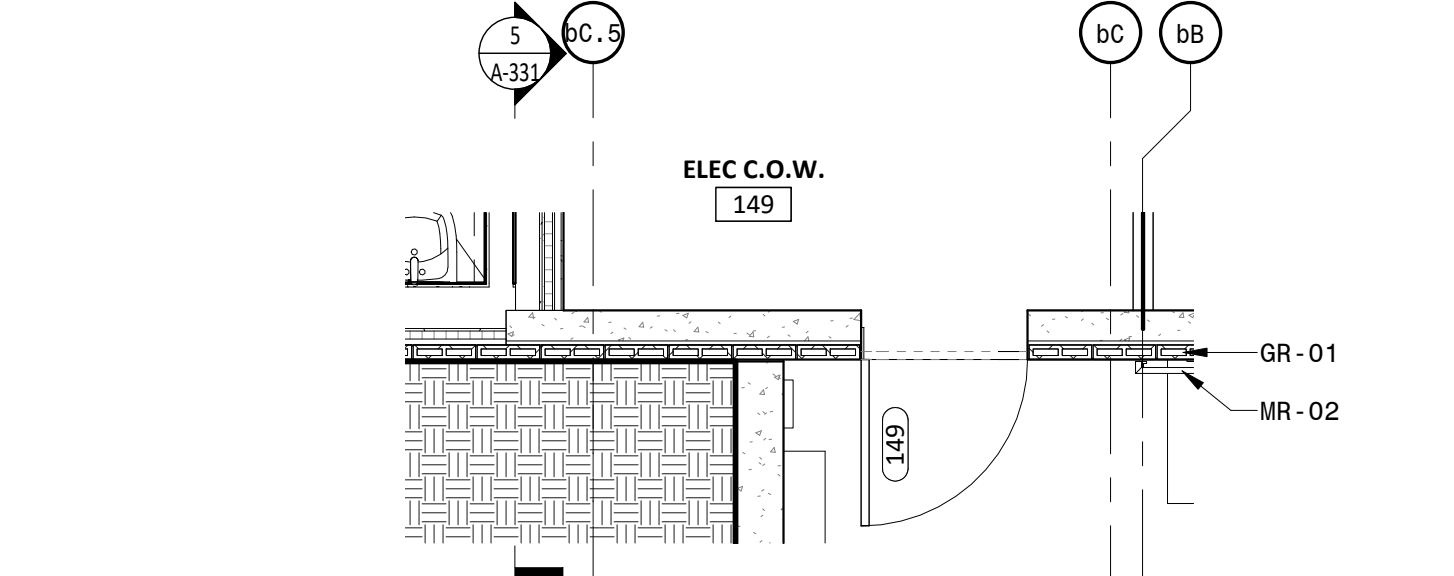
3 STAGE BUILDING AT RESTROOMS VESTIBULE
1/4" = 1'-0"



2 SOUTH FACADE AT LAVATORY ENTRY
1/4" = 1'-0"



1 PARTIAL PLAN AT LAVATORY VESTIBULE
1/4" = 1'-0"



4 PARTIAL FIRST FLOOR PLAN AT EAST FACADE
1/4" = 1'-0"

NOTES

- GENERAL NOTES**
- DO NOT SCALE DRAWINGS FOR DIMENSIONS. ADDITIONAL INFORMATION MAY BE SHOWN ON THE FLOOR PLANS, DETAIL PLANS, ELEVATIONS, SECTIONS, DETAIL SCHEDULES AND SPECIFICATIONS. REFER TO SHEET G-001 FOR TYPICAL NOTES, LEGENDS, SYMBOLS & DIMENSIONING STANDARDS. REFER TO SHEET A-831 FOR MATERIAL ABBREVIATION LEGEND.
 - FOR ADDITIONAL INFORMATION REFER TO STRUCTURAL, MECHANICAL, ELECTRICAL AND PLUMBING DRAWINGS. REFERENCE LANDSCAPE & CIVIL DRAWINGS FOR GRADING AND MATERIALS.
 - FOR LIGHT FIXTURE SCHEDULE, REFERENCE ELECTRICAL DRAWING E-300.
 - REFER TO SHEET A-601 FOR GENERAL MOUNTING HEIGHTS OF FIXTURES AND FITTINGS

LEGEND

REFERENCE A-831/A-832 FOR SPECIFICATION SECTION

| | |
|----------|-----------------------------|
| (ACT-XX) | ACOUSTIC CEILING TILE |
| (A-XX) | BATHROOM ACCESSORIES |
| (BA-XX) | BULLET RESISTANT ASSEMBLIES |
| (BR-XX) | BRICK |
| (CON-XX) | CONCRETE |
| (CT-XX) | CERAMIC TILE |
| (EF-XX) | EPOXY FLOORING & BASE |
| (EQ-XX) | EQUIPMENT |
| (F-XX) | FIXTURES |
| (GC-XX) | GLAZED CANOPY |
| (GL-XX) | GLASS |
| (GR-XX) | GROUND FACE BLOCK |
| (GWB-XX) | GYPSON WALL BOARD |
| (INS-XX) | INSULATION |
| (LVT-XX) | LUXURY VINYL TILE |
| (MF-XX) | METAL FENCING |
| (MR-XX) | METAL RAILING |
| (MTL-XX) | SHEET METAL |
| (PH-XX) | PHENOLIC RESIN |
| (PL-XX) | PLASTIC LAMINATE |
| (PT-XX) | PAINT |
| (PX-XX) | HIGH PERFORMANCE COATING |
| (RB-XX) | RUBBER BASE |
| (RFG-XX) | ROOFING |
| (RP-XX) | ROOF PAVERS |
| (SF-XX) | STOREFRONT |
| (SS-XX) | SOLID SURFACE |
| (STS-XX) | STAINLESS STEEL |
| (WD-XX) | WOOD |

Approved Construction Plan

Name _____ Date _____

Planning _____

Traffic _____

Fire _____

NORTH WATERFRONT PARK

10 COWAN STREET
WILMINGTON, NORTH CAROLINA

CITY OF WILMINGTON
Community Services Department
P.O. Box 1810, Wilmington, North Carolina 28402
City of Wilmington Project Code 3CPRK1860

Landscape Architecture = L
HARGREAVES JONES
180 Varick Street, Suite 204, New York, NY 10014
www.hargreavesjonesla.com
NC License #C-513

Architecture = A
SAGE & COMBE ARCHITECTS
12-15 Vesny Street, 5th Floor, New York, NY 10013
www.sageandcombe.com

Acoustic/Theater/AV = AT
OAP.P.C. ARCHITECTS
77 Water Street, New York NY 10015
www.oap.com

Civil Engineering = C
Structural Engineering = S
Geotechnical Engineering = G
STEWART
223 S. West Street, Suite 1100, Raleigh, NC 27603
www.stewartinc.com
NC License #C-1051

Environmental Engineering = EE
SOIL & ENVIRONMENTAL CONSULTANTS, PA
8412 Falls of Neuse Road, Suite 104, Raleigh, NC 27615
www.sandec.com
EAGLE RESOURCES
215 West Moore Street, Southport, NC 28461
www.eagleresources.com

Irrigation = I
CLARK IRRIGATION DESIGN & CONSULTING, INC
P.O. Box 693, Lenoir, GA 30553
www.clarkirrigationdesign.com

Landscape Soil = LS
LANDIS, PLLC
3808 Bentley Brook Dr. Raleigh, NC 27612
www.landispllc.com

Mechanical Engineering = M
Electrical Engineering = E
Plumbing Engineering = P
Fire Protection = FP
CHEATHAM & ASSOCIATES, PA
3412 Enterprise Drive, Wilmington NC 28405
www.cheathamco.com
NC License #C-1073

Marine Structural Engineering = SM
ANDREW CONSULTING ENGINEERS
3811 Peachtree Avenue, Suite 300, Wilmington, NC 28403
www.andrewengineers.com

Water Fountain Design = WF
DELTA FOUNTAINS
11494 Columbia Park Dr. W., Suite 4, Jacksonville, FL 32258
www.deltafountains.com

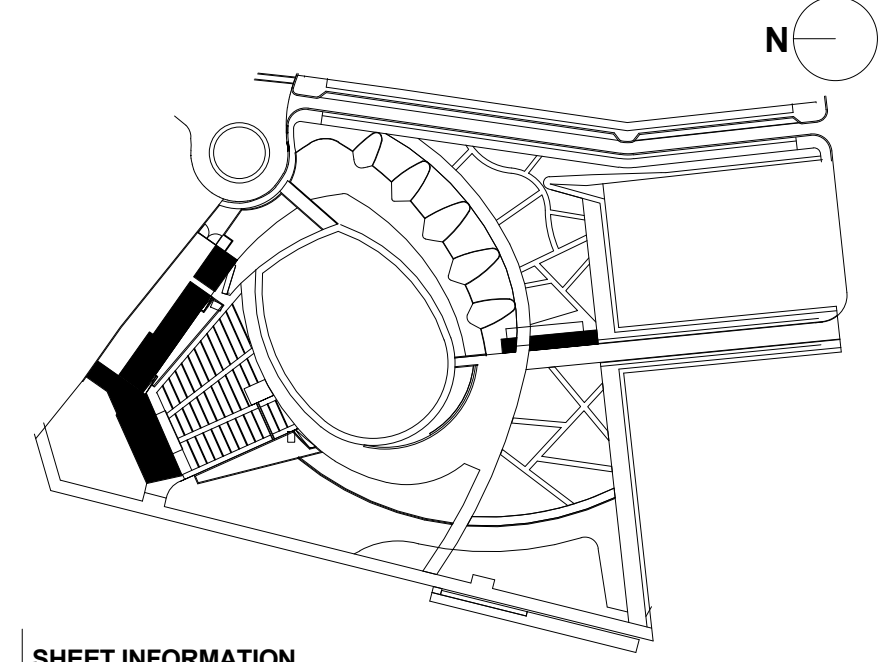
Lighting Design = EL
TILLOTSON DESIGN ASSOCIATES
40 Worth Street, Room 703, New York NY 10013
www.tilgotsondesign.com

SEAL/SIGNATURE

PROGRESS SET
NOT FOR CONSTRUCTION

| ISSUE/REVISIONS | | |
|-----------------|------------------------------------|------------|
| NO. | DESCRIPTION | DATE |
| 1 | 80% CONSTRUCTION DOCUMENTS P3 | 07/26/2019 |
| 2 | 95% CONSTRUCTION DOCUMENTS P3 & P4 | 12/04/2019 |
| | | |
| | | |
| | | |
| | | |
| | | |
| | | |
| | | |
| | | |

KEY MAP



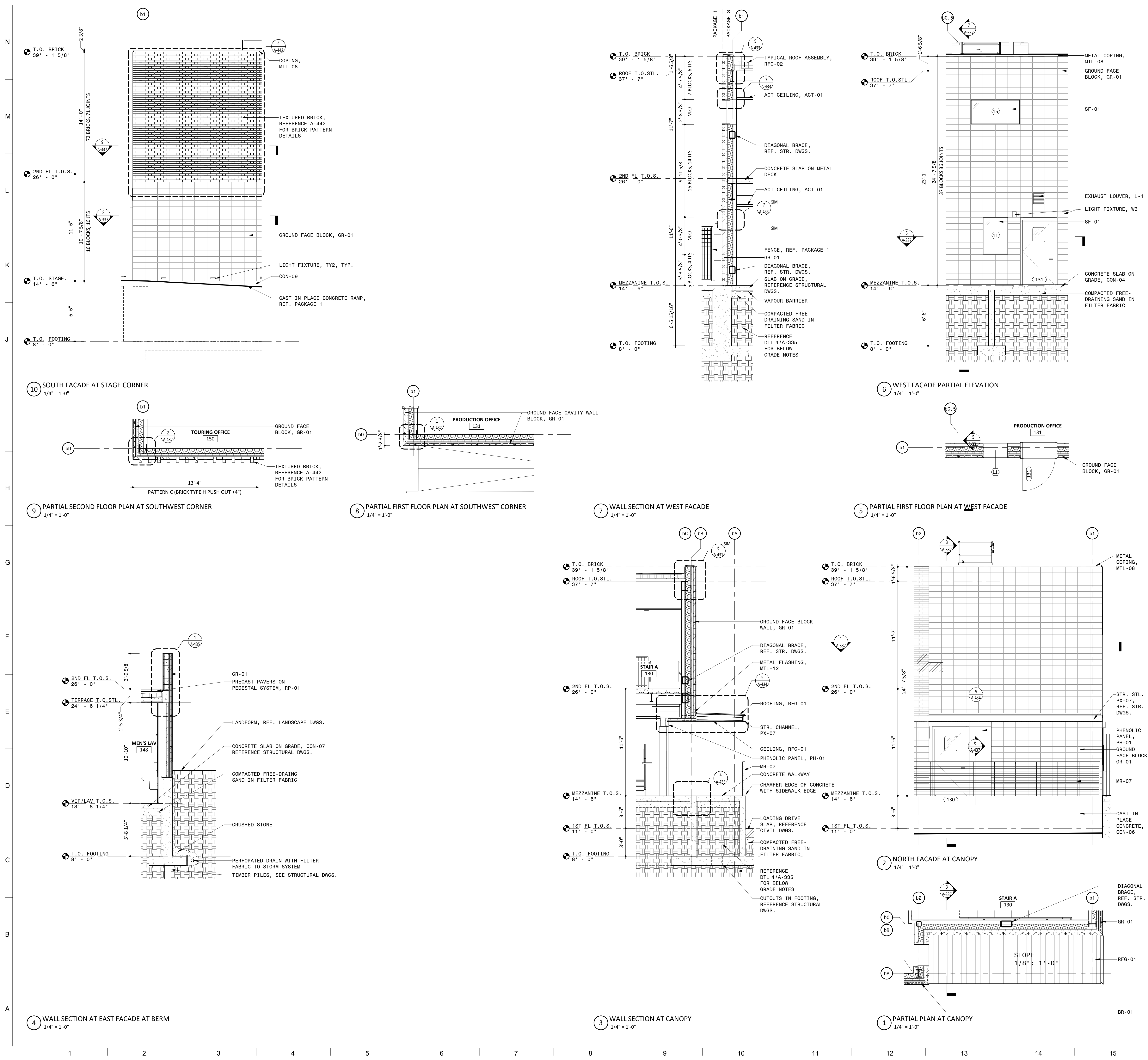
SHEET INFORMATION
Project No.: NWP 1701
Drawn By: CP MH
Checked By: PC DWH
Date: 12/04/2019
Scale: As indicated

SHEET TITLE

ARCHITECTURE EXTERIOR WALL SECTIONS - STAGE BUILDING

SHEET NO.

A-336-P3



NOTES

- GENERAL NOTES**
- DO NOT SCALE DRAWINGS FOR DIMENSIONS. ADDITIONAL INFORMATION MAY BE SHOWN ON THE FLOOR PLANS, DETAIL PLANS, ELEVATIONS, SECTIONS, DETAIL SCHEDULES AND SPECIFICATIONS.
 - REFER TO SHEET G-001 FOR TYPICAL NOTES, LEGENDS, SYMBOLS & DIMENSIONING STANDARDS.
 - REFER TO SHEET A-831 FOR MATERIAL ABBREVIATION LEGEND.
 - FOR ADDITIONAL INFORMATION REFER TO STRUCTURAL, MECHANICAL, ELECTRICAL AND PLUMBING DRAWINGS.
 - REFERENCE LANDSCAPE & CIVIL DRAWINGS FOR GRADING AND MATERIALS.
 - FOR LIGHT FIXTURE SCHEDULE, REFERENCE ELECTRICAL DRAWING E-300.
 - REFER TO SHEET A-601 FOR GENERAL MOUNTING HEIGHTS OF FIXTURES AND FITTINGS.

LEGEND

REFERENCE A-831/A-832 FOR SPECIFICATION SECTION

| | |
|----------|-----------------------------|
| (ACT-XX) | ACOUSTIC CEILING TILE |
| (A-XX) | BATHROOM ACCESSORIES |
| (BA-XX) | BULLET RESISTANT ASSEMBLIES |
| (BR-XX) | BRICK |
| (CON-XX) | CONCRETE |
| (CT-XX) | CERAMIC TILE |
| (EF-XX) | EPOXY FLOORING & BASE |
| (EQ-XX) | EQUIPMENT |
| (F-XX) | FIXTURES |
| (GC-XX) | GLAZED CANOPY |
| (GL-XX) | GLASS |
| (GR-XX) | GROUND FACE BLOCK |
| (GWB-XX) | GYPSON WALL BOARD |
| (INS-XX) | INSULATION |
| (LVT-XX) | LUXURY VINYL TILE |
| (MF-XX) | METAL FENCING |
| (MR-XX) | METAL RAILING |
| (MTL-XX) | SHEET METAL |
| (PH-XX) | PHENOLIC RESIN |
| (PL-XX) | PLASTIC LAMINATE |
| (PT-XX) | PAINT |
| (PX-XX) | HIGH PERFORMANCE COATING |
| (RB-XX) | RUBBER BASE |
| (RFG-XX) | ROOFING |
| (RP-XX) | ROOF PAVERS |
| (SF-XX) | STOREFRONT |
| (SS-XX) | SOLID SURFACE |
| (STS-XX) | STAINLESS STEEL |
| (WD-XX) | WOOD |

Approved Construction Plan
Name _____ Date _____

Planning _____
Traffic _____
Fire _____

NORTH WATERFRONT PARK

10 COWAN STREET
WILMINGTON, NORTH CAROLINA

CITY OF WILMINGTON
Community Services Department
P.O. Box 1810, Wilmington, North Carolina 28402
City of Wilmington Project Code 3CPRK1860

Landscape Architecture = L
HARGREAVES JONES
180 Varick Street, Suite 204, New York, NY 10014
www.hargreavesjonesla.com
NC License #C-513

Architecture = A
SAGE & COOMBE ARCHITECTS
12-15 Vestry Street, 5th Floor, New York, NY 10013
www.sageandcoombe.com

Acoustic/Theater/AV = AT
OAP.P.P. = AT
77 Water Street, New York NY 10015
www.anap.com

Civil Engineering = C
Structural Engineering = S
Geotechnical Engineering = G
STEWART
223 S. West Street, Suite 1100, Raleigh, NC 27603
www.stewartinc.com
NC License #C-1051

Environmental Engineering = EE
SOIL & ENVIRONMENTAL CONSULTANTS, PA
8412 Falls of Neuse Road, Suite 104, Raleigh, NC 27615
www.sandec.com

EAGLE RESOURCES
215 West Moore Street, Southport, NC 28461
www.eagleresources.com

Irrigation = I
CLARK IRRIGATION DESIGN & CONSULTING, INC.
P.O. Box 693, Lenoir, GA 30553
www.clarkirrigationdesign.com

Landscape Soil = LS
LANDIS, PLLC
3808 Bentley Brook Dr. Raleigh, NC 27612
www.landispllc.com

Mechanical Engineering = M
Electrical Engineering = E
Plumbing Engineering = P
Fire Protection = FP
CHEATHAM & ASSOCIATES, PA
3412 Enterprise Drive, Wilmington NC 28405
www.cheathamna.com
NC License #C-1073

Marine Structural Engineering = SM
ANDREW CONSULTING ENGINEERS
3811 Peachtree Avenue, Suite 300, Wilmington, NC 28403
www.andrewengineers.com

Water Fountain Design = WF
DELTA FOUNTAINS
11494 Columbia Park Dr. W., Suite 4, Jacksonville, FL 32258
www.deltafountains.com

Lighting Design = EL
TILLOTSON DESIGN ASSOCIATES
40 Worth Street, Room 703, New York NY 10013
www.tilotsondesign.com

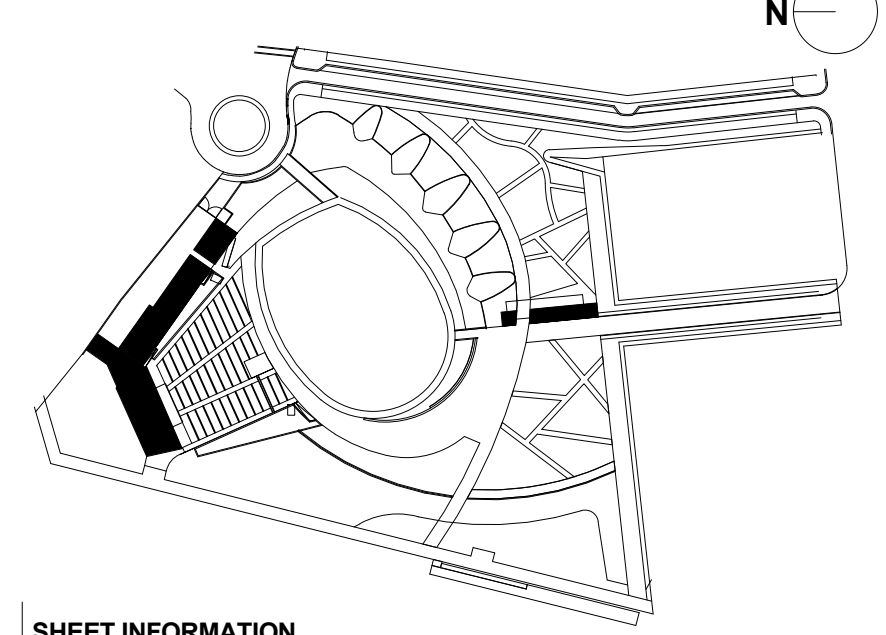
SEAL/SIGNATURE

PROGRESS SET
NOT FOR CONSTRUCTION

ISSUE/REVISIONS

| NO. | DESCRIPTION | DATE |
|-----|------------------------------------|------------|
| 1 | 80% CONSTRUCTION DOCUMENTS P3 | 07/26/2019 |
| 2 | 95% CONSTRUCTION DOCUMENTS P3 & P4 | 12/04/2019 |
| | | |
| | | |
| | | |
| | | |
| | | |
| | | |
| | | |
| | | |

KEY MAP



SHEET INFORMATION
Project No.: NWP 1701
Drawn By: ASN MH
Checked By: PC DWH
Date: 12/04/2019
Scale: As indicated

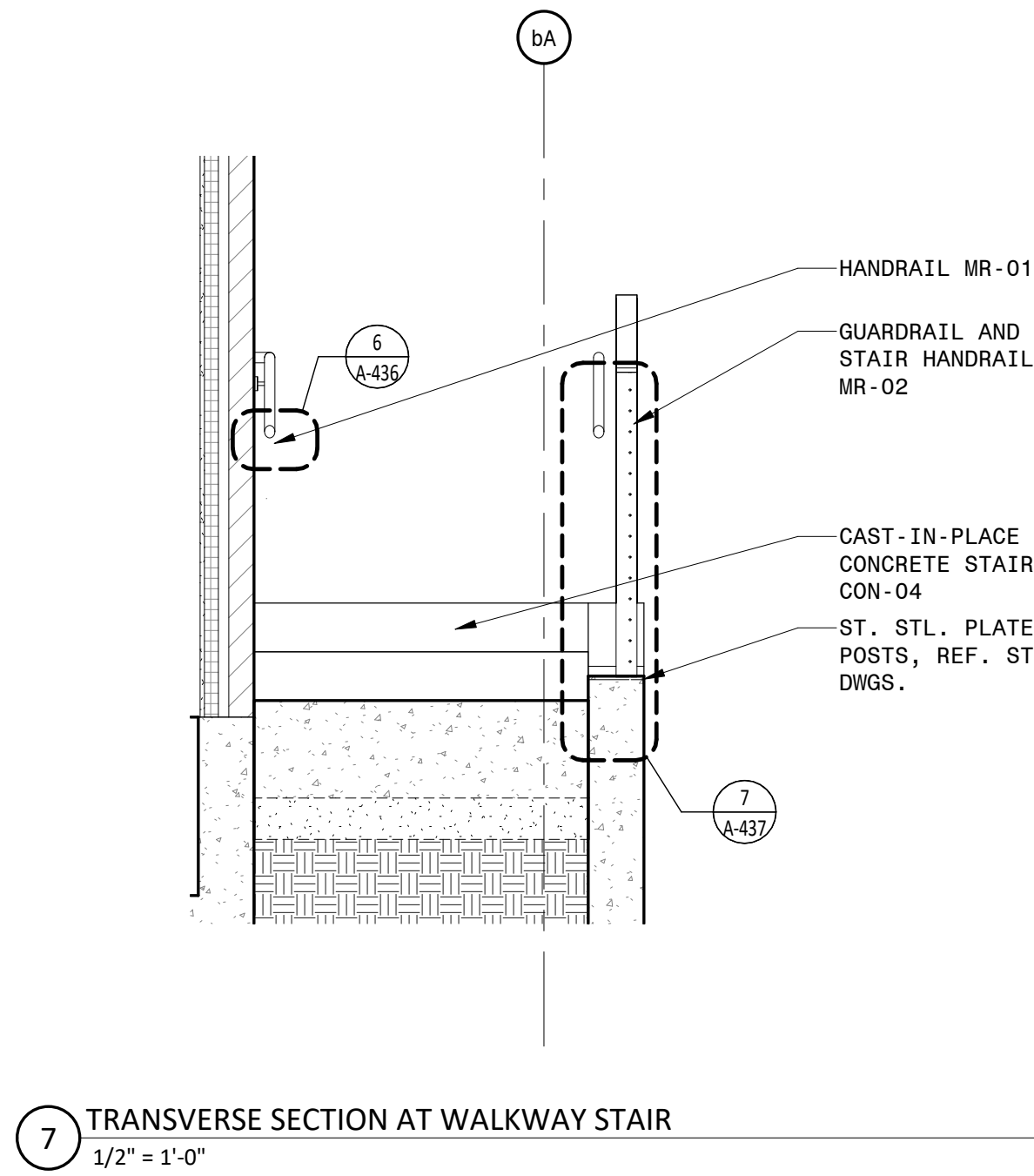
SHEET TITLE

ARCHITECTURE EXTERIOR
WALL SECTIONS - STAGE
BUILDING

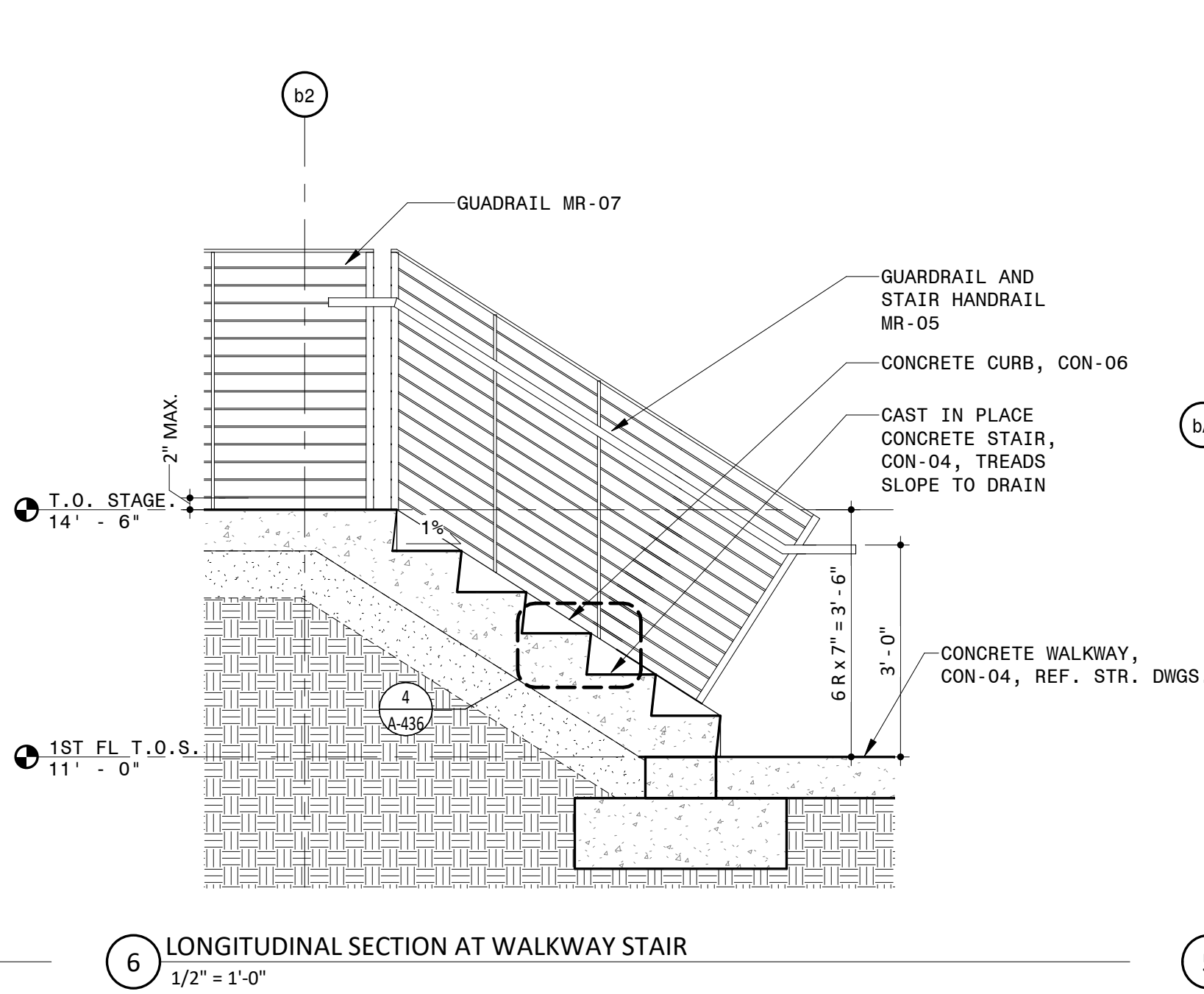
SHEET NO.

A-337-P3

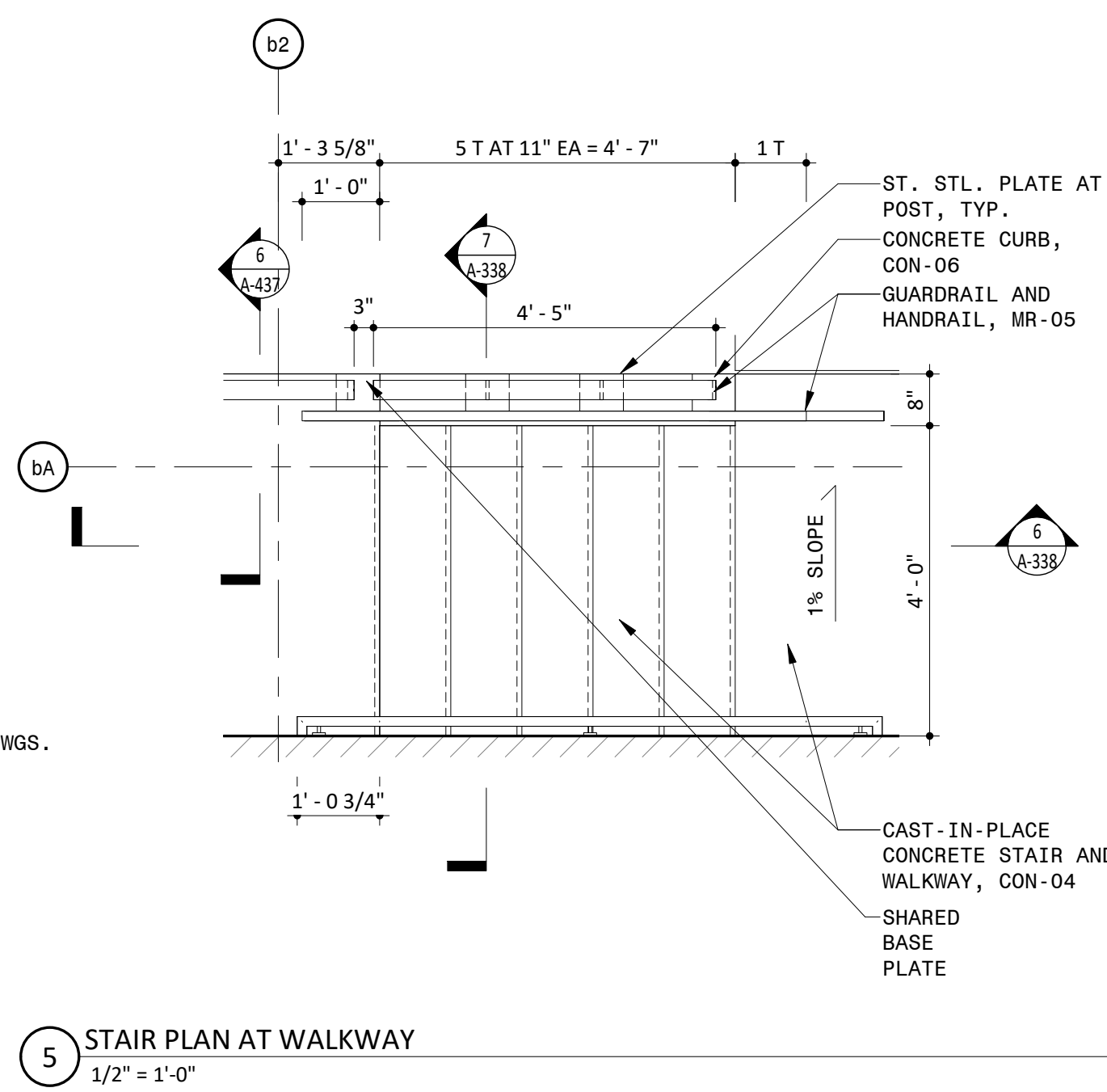
N
M
L
K
J
I
H
G
F
E
D
C
B
A



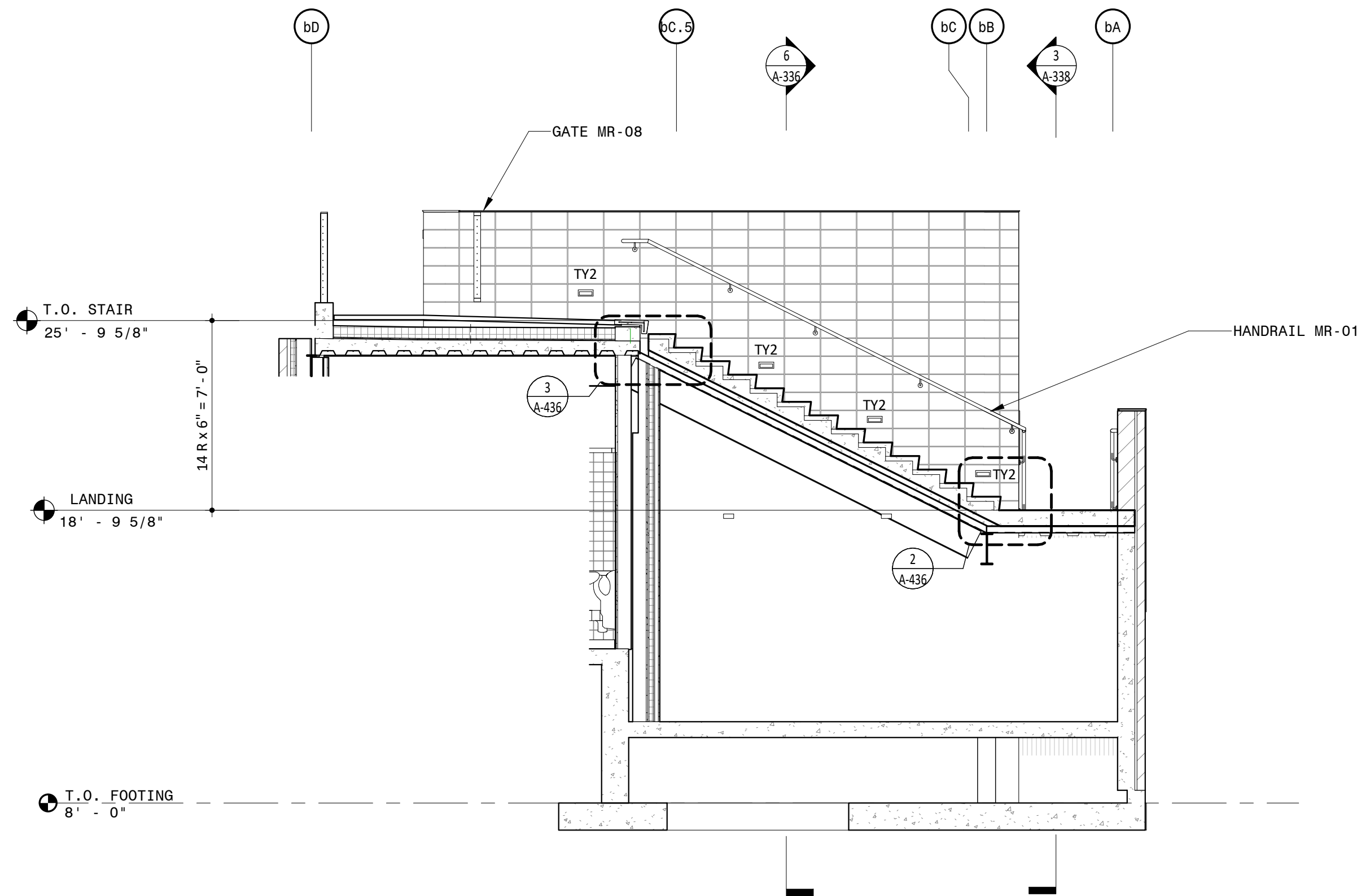
7 TRANSVERSE SECTION AT WALKWAY STAIR
1/2" = 1'-0"



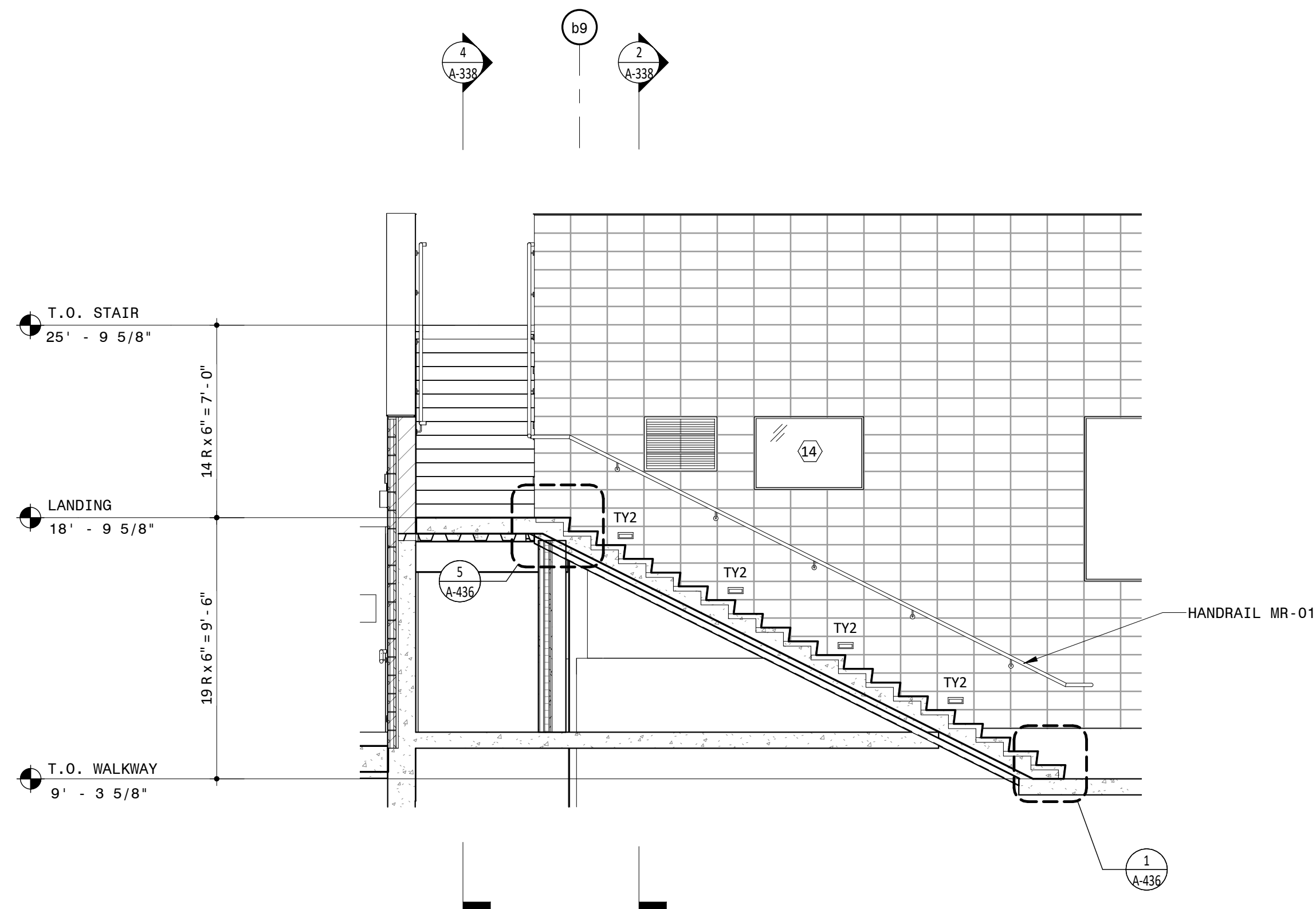
6 LONGITUDINAL SECTION AT WALKWAY STAIR
1/2" = 1'-0"



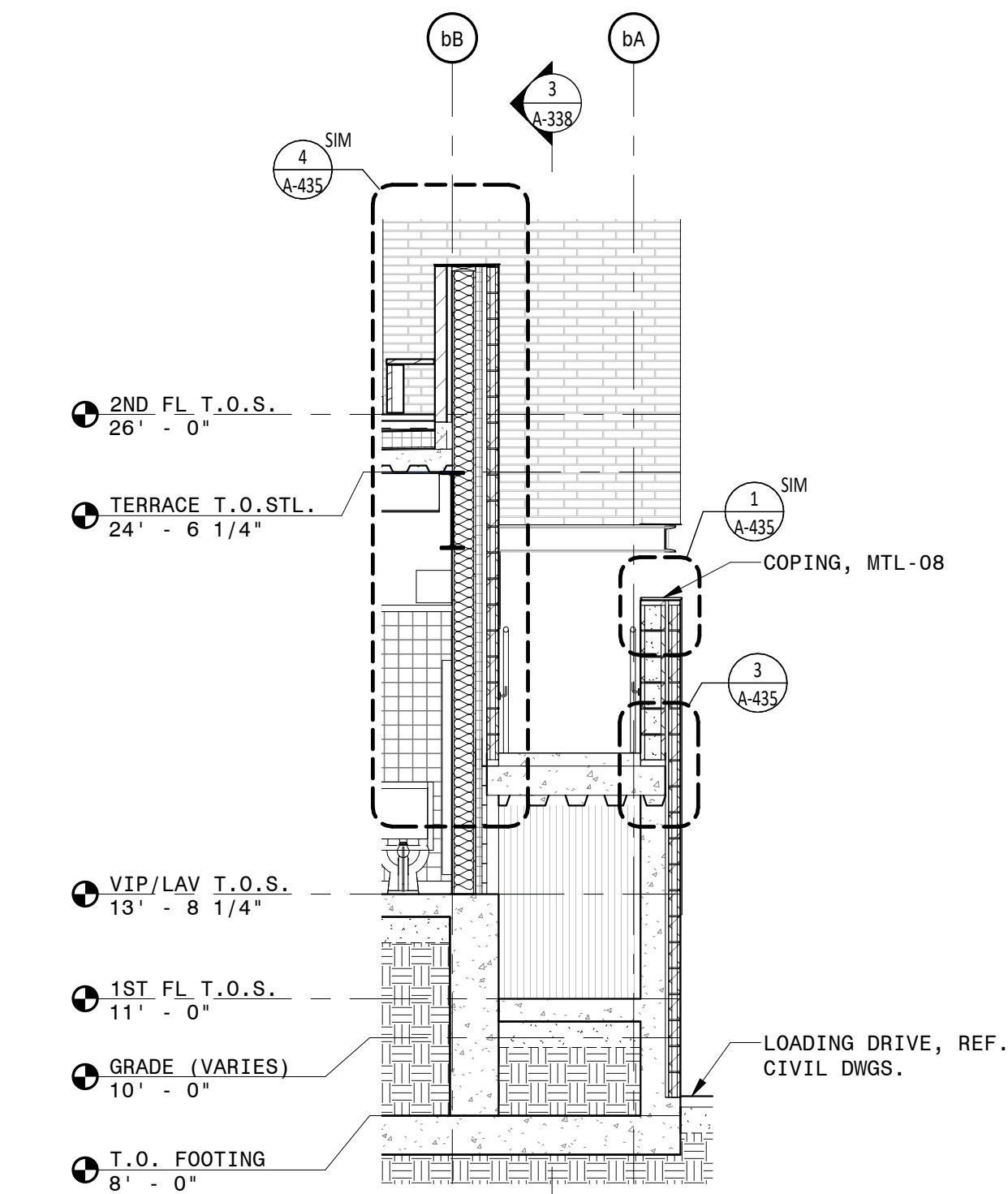
5 STAIR PLAN AT WALKWAY
1/2" = 1'-0"



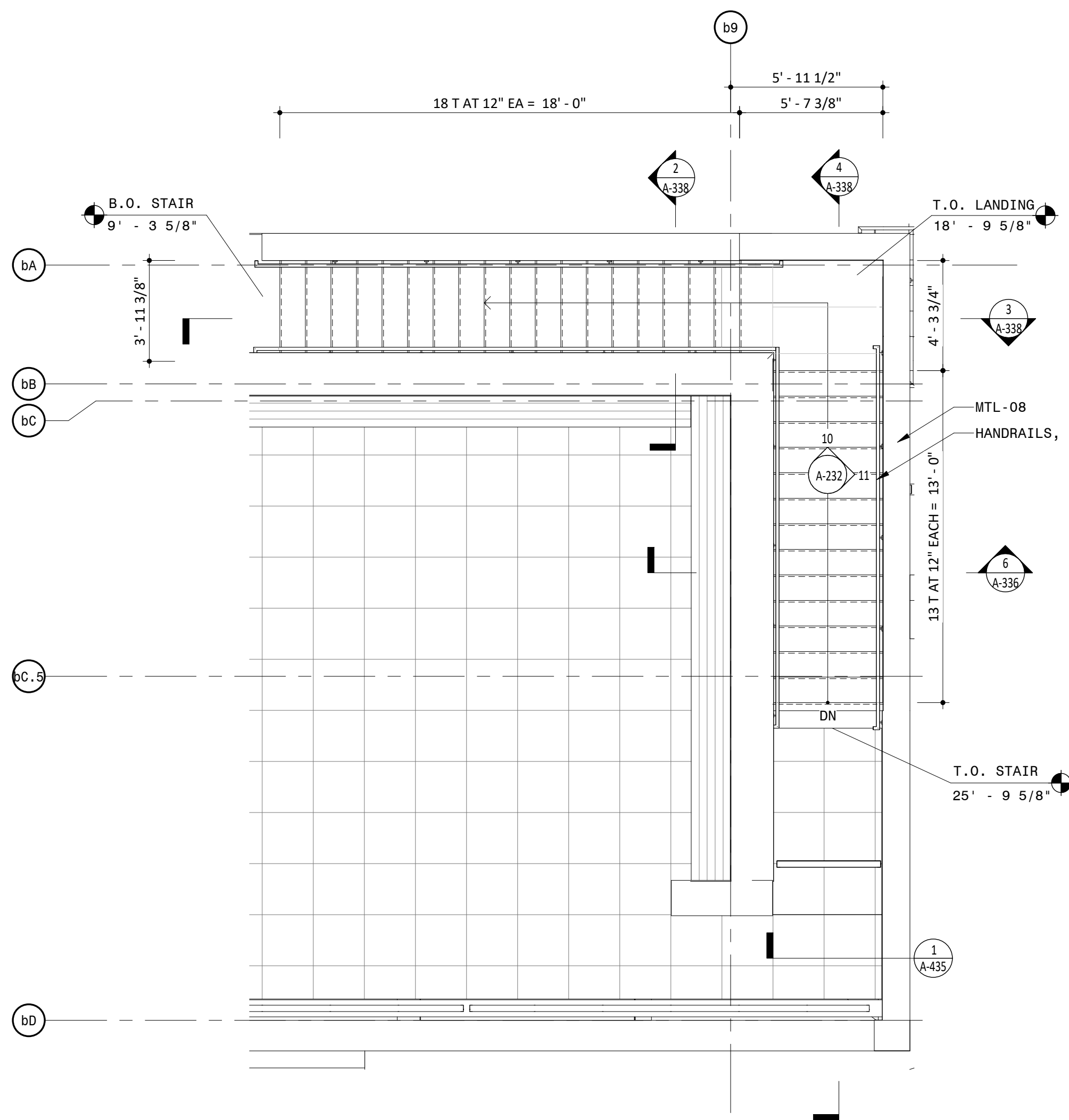
4 STAIR C NORTH SOUTH SECTION
1/4" = 1'-0"



3 STAIR C EAST WEST SECTION
1/4" = 1'-0"



2 STAIR C EAST WEST SECTION
1/4" = 1'-0"



1 STAIR C 2ND FLOOR PLAN
1/4" = 1'-0"

NOTES

- GENERAL NOTES**
- DO NOT SCALE DRAWINGS FOR DIMENSIONS. ADDITIONAL INFORMATION MAY BE SHOWN ON THE FLOOR PLANS, DETAIL PLANS, ELEVATIONS, SECTIONS, DETAIL SCHEDULES AND SPECIFICATIONS.
 - REFER TO SHEET G-001 FOR TYPICAL NOTES, LEGENDS, SYMBOLS & DIMENSIONING STANDARDS.
 - REFER TO SHEET A-831 FOR MATERIAL ABBREVIATION LEGEND.
 - FOR ADDITIONAL INFORMATION REFER TO STRUCTURAL, MECHANICAL, ELECTRICAL AND PLUMBING DRAWINGS.
 - REFERENCE LANDSCAPE & CIVIL DRAWINGS FOR GRADING AND MATERIALS.
 - FOR LIGHT FIXTURE SCHEDULE, REFERENCE ELECTRICAL DRAWING E-300.
 - REFER TO SHEET A-601 FOR GENERAL MOUNTING HEIGHTS OF FIXTURES AND FITTINGS

LEGEND

REFERENCE A-831/A-832 FOR SPECIFICATION SECTION

| | |
|----------|-----------------------------|
| (ACT-XX) | ACOUSTIC CEILING TILE |
| (A-XX) | BATHROOM ACCESSORIES |
| (BA-XX) | BULLET RESISTANT ASSEMBLIES |
| (BR-XX) | BRICK |
| (CON-XX) | CONCRETE |
| (CT-XX) | CERAMIC TILE |
| (EF-XX) | EPOXY FLOORING & BASE |
| (EQ-XX) | EQUIPMENT |
| (F-XX) | FIXTURES |
| (GC-XX) | GLAZED CANOPY |
| (GL-XX) | GLASS |
| (GR-XX) | GROUND FACE BLOCK |
| (GWB-XX) | GYPSUM WALL BOARD |
| (INS-XX) | INSULATION |
| (LVT-XX) | LUXURY VINYL TILE |
| (MF-XX) | METAL FENCING |
| (MR-XX) | METAL RAILING |
| (MTL-XX) | SHEET METAL |
| (PH-XX) | PHENOLIC RESIN |
| (PL-XX) | PLASTIC LAMINATE |
| (PT-XX) | PAINT |
| (PX-XX) | HIGH PERFORMANCE COATING |
| (RB-XX) | RUBBER BASE |
| (RFG-XX) | ROOFING |
| (RP-XX) | ROOF PAVERS |
| (SF-XX) | STOREFRONT |
| (SS-XX) | SOLID SURFACE |
| (STS-XX) | STAINLESS STEEL |
| (WD-XX) | WOOD |

Approved Construction Plan

Name Date

Planning _____
Traffic _____
Fire _____

PROJECT INFORMATION

NORTH WATERFRONT PARK

10 COWAN STREET
WILMINGTON, NORTH CAROLINA

CITY OF WILMINGTON
Community Services Department
P.O. Box 1810, Wilmington, North Carolina 28402
City of Wilmington Project Code 3CPRK1860

Landscape Architecture = L
HARGREAVES JONES
180 Varick Street, Suite 204, New York, NY 10014
www.hargreavesjonesla.com
NC License #C-513

Architecture = A
SAGE & COOMBE ARCHITECTS
12-15 Vestry Street, 5th Floor, New York, NY 10013
www.sageandcoombe.com

Acoustic/Theater/AV = AT
OAP.P.C.
77 Water Street, New York NY 10015
www.anup.com

Civil Engineering = C
Structural Engineering = S
Geotechnical Engineering = G
STEWART
223 S. West Street, Suite 1100, Raleigh, NC 27603
www.stewartinc.com
NC License #C-1051

Environmental Engineering = EE
SOIL & ENVIRONMENTAL CONSULTANTS, PA
8412 Falls of Neuse Road, Suite 104, Raleigh, NC 27615
www.sandec.com
EAGLE RESOURCES
215 West Moore Street, Southport, NC 28461
www.eagleresources.com

Irrigation = I
CLARK IRRIGATION DESIGN & CONSULTING, INC.
P.O. Box 693, Lenoir, GA 30553
www.clarkirrigationdesign.com

Landscape Soil = LS
LANDIS, PLLC
3808 Bentley Brook Dr. Raleigh, NC 27612
www.landispllc.com

Mechanical Engineering = M
Electrical Engineering = E
Plumbing Engineering = P
Fire Protection = FF
CHEATHAM & ASSOCIATES, PA
3412 Enterprise Drive, Wilmington NC 28405
www.cheathamco.com
NC License #C-1073

Marine Structural Engineering = SM
ANDREW CONSULTING ENGINEERS
3811 Peachtree Avenue, Suite 300, Wilmington, NC 28403
www.andrewengineers.com

Water Fountain Design = WF
DELTA FOUNTAINS
11494 Columbia Park Dr. W., Suite 4, Jacksonville, FL 32258
www.deltafountains.com

Lighting Design = EL
TILLOTSON DESIGN ASSOCIATES
40 Worth Street, Room 703, New York NY 10013
www.tilotsondesign.com

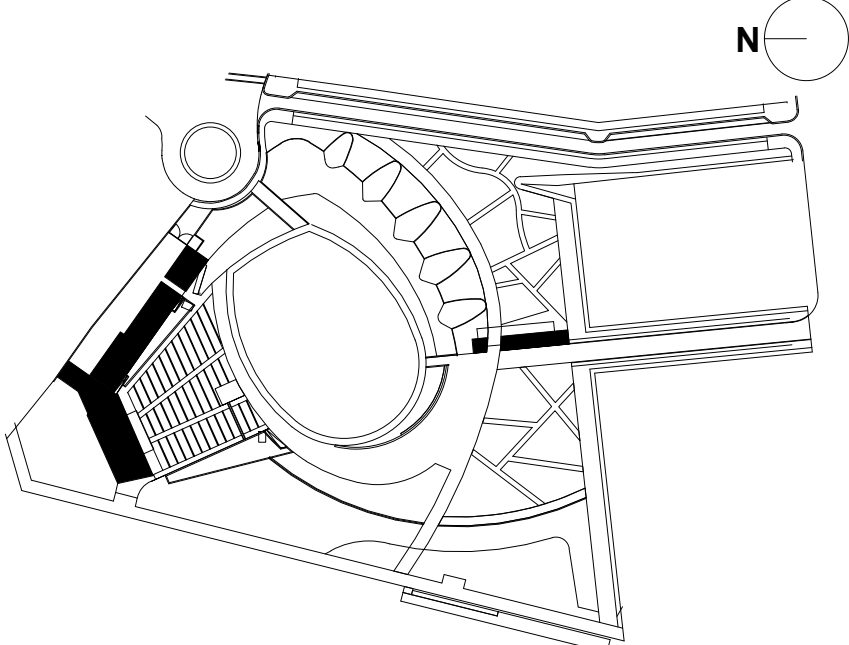
SEAL/SIGNATURE

PROGRESS SET
NOT FOR CONSTRUCTION

ISSUE/REVISIONS

| NO. | DESCRIPTION | DATE |
|-----|------------------------------------|------------|
| 1 | 80% CONSTRUCTION DOCUMENTS P3 | 07/26/2019 |
| 2 | 95% CONSTRUCTION DOCUMENTS P3 & P4 | 12/04/2019 |
| | | |
| | | |
| | | |
| | | |
| | | |
| | | |
| | | |
| | | |

KEY MAP



SHEET INFORMATION

Project No.: NWP 1701
Drawn By: LWA
Checked By: PC/DWH
Date: 12/04/2019
Scale: As indicated

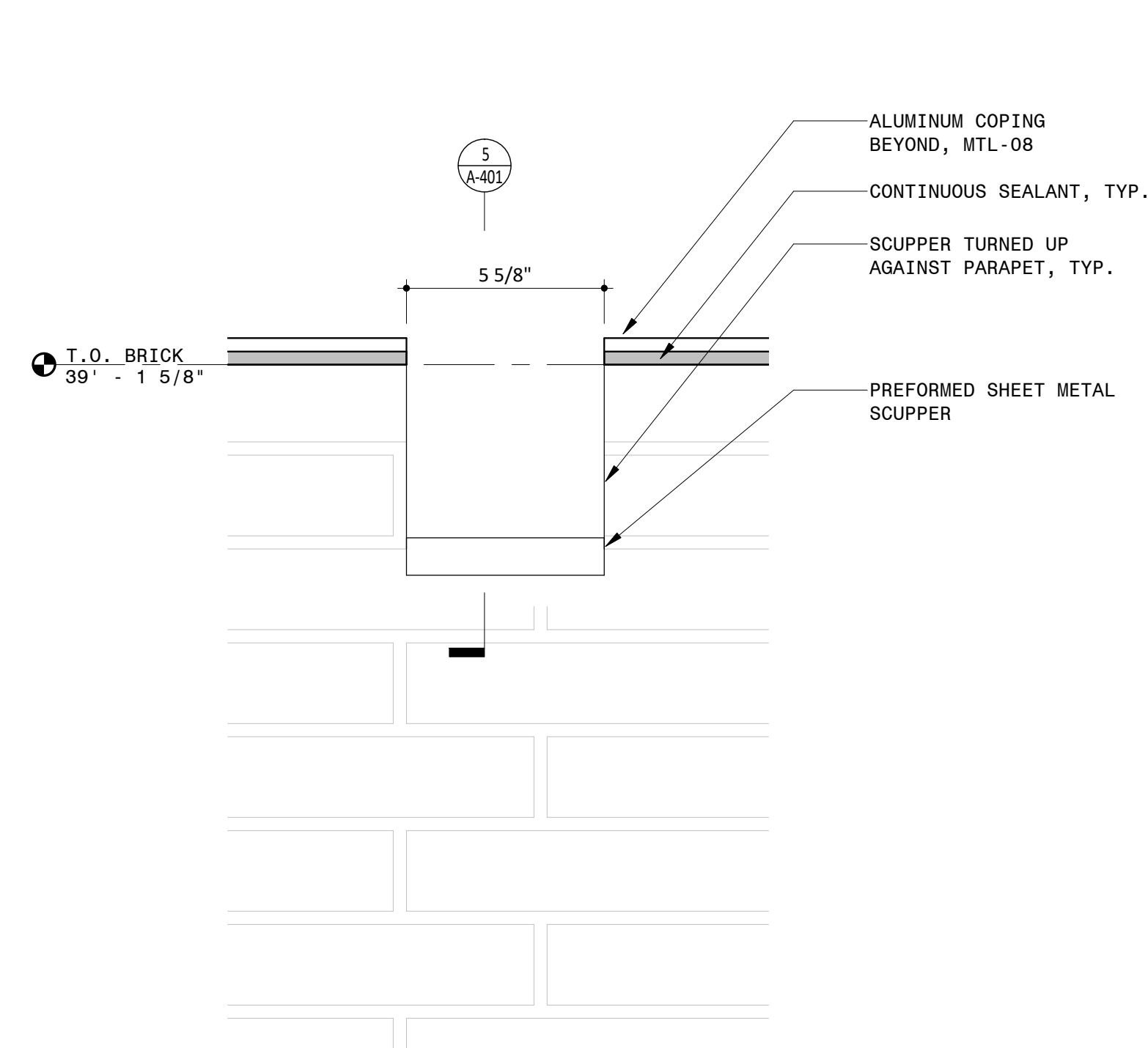
SHEET TITLE

ARCHITECTURE EXTERIOR
STAIR PLANS AND
SECTIONS - STAGE
BUILDING

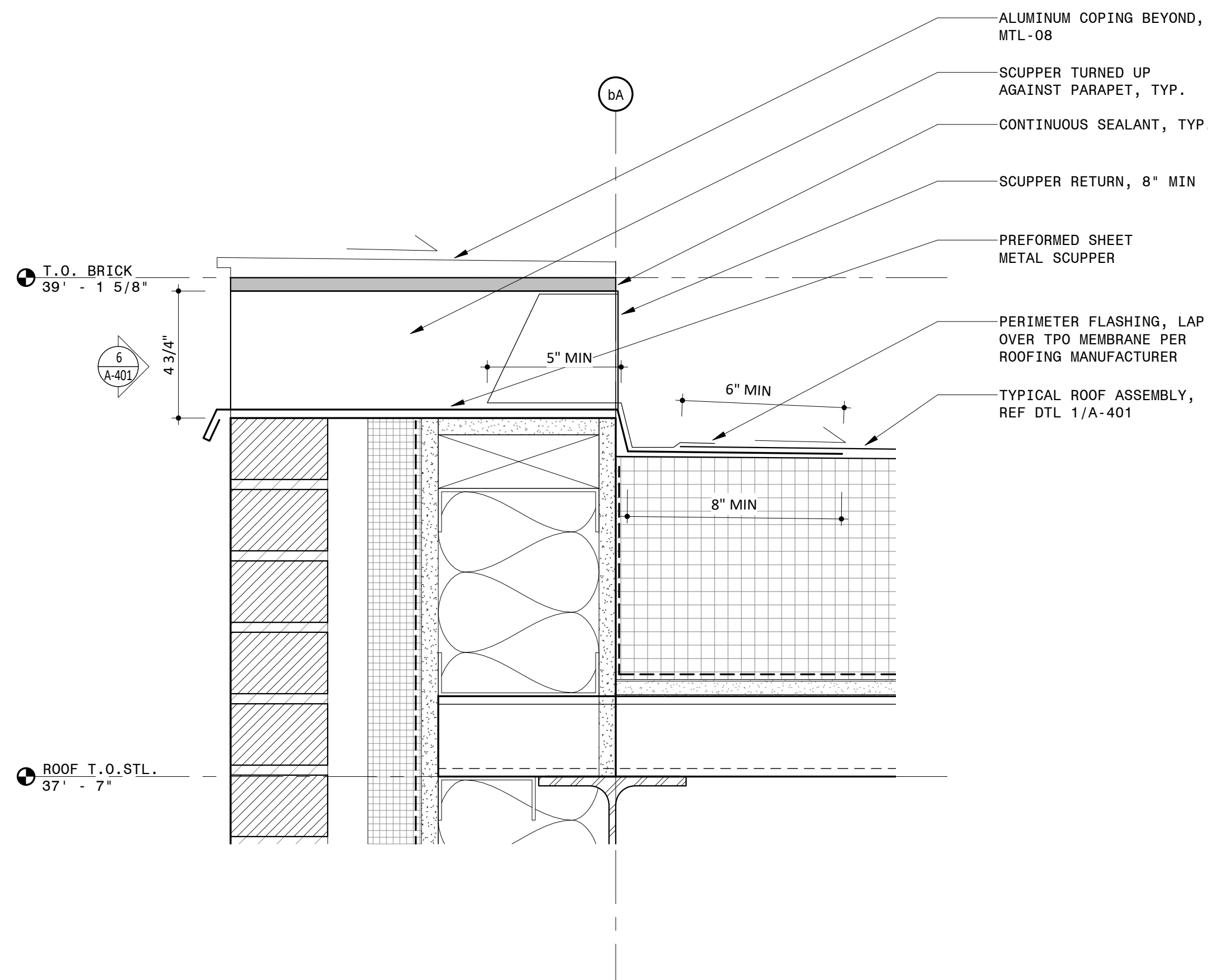
SHEET NO.

A-338-P3

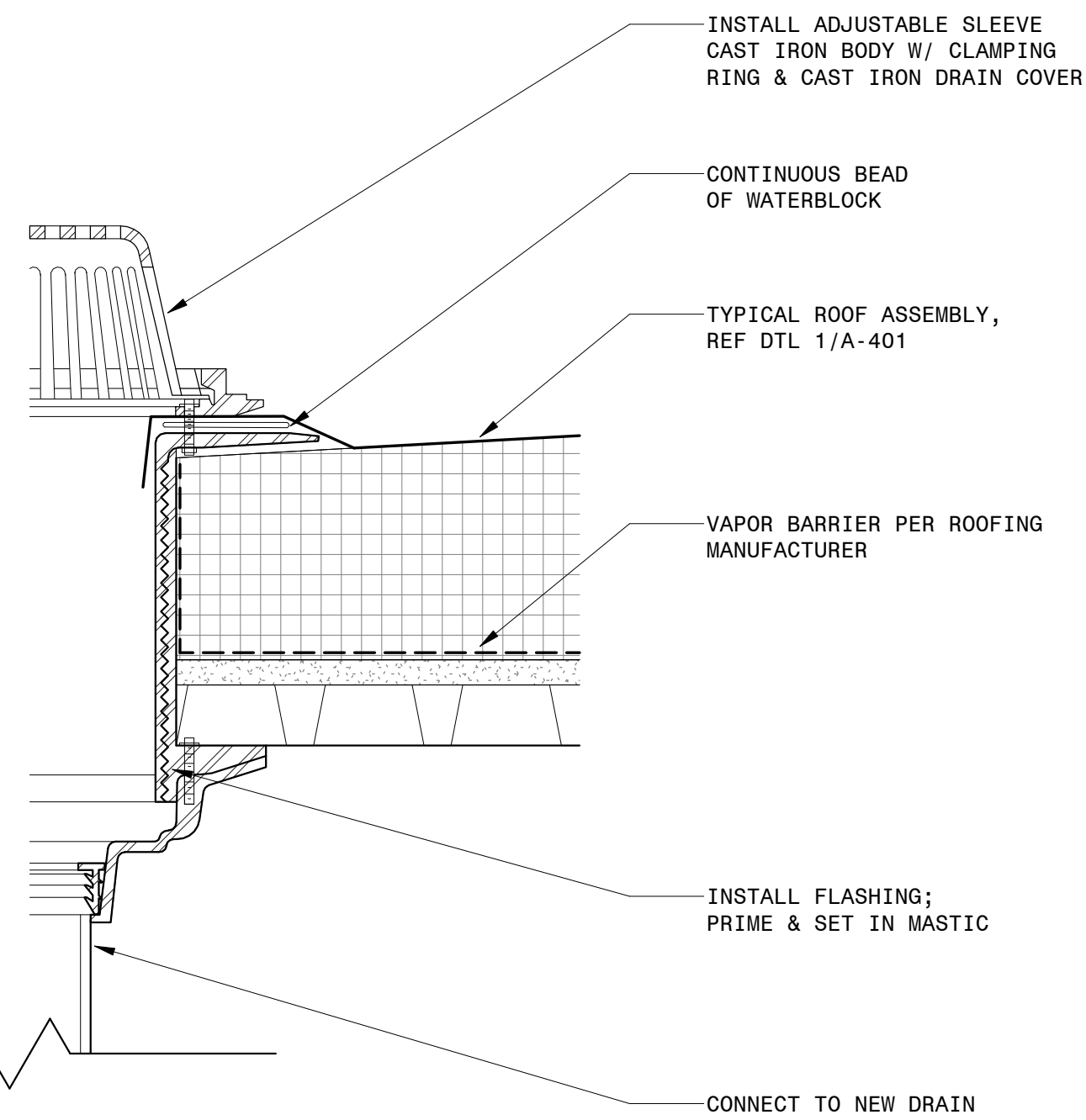
A
B
C
D
E
F
G
H
I
J
K
L
M
N



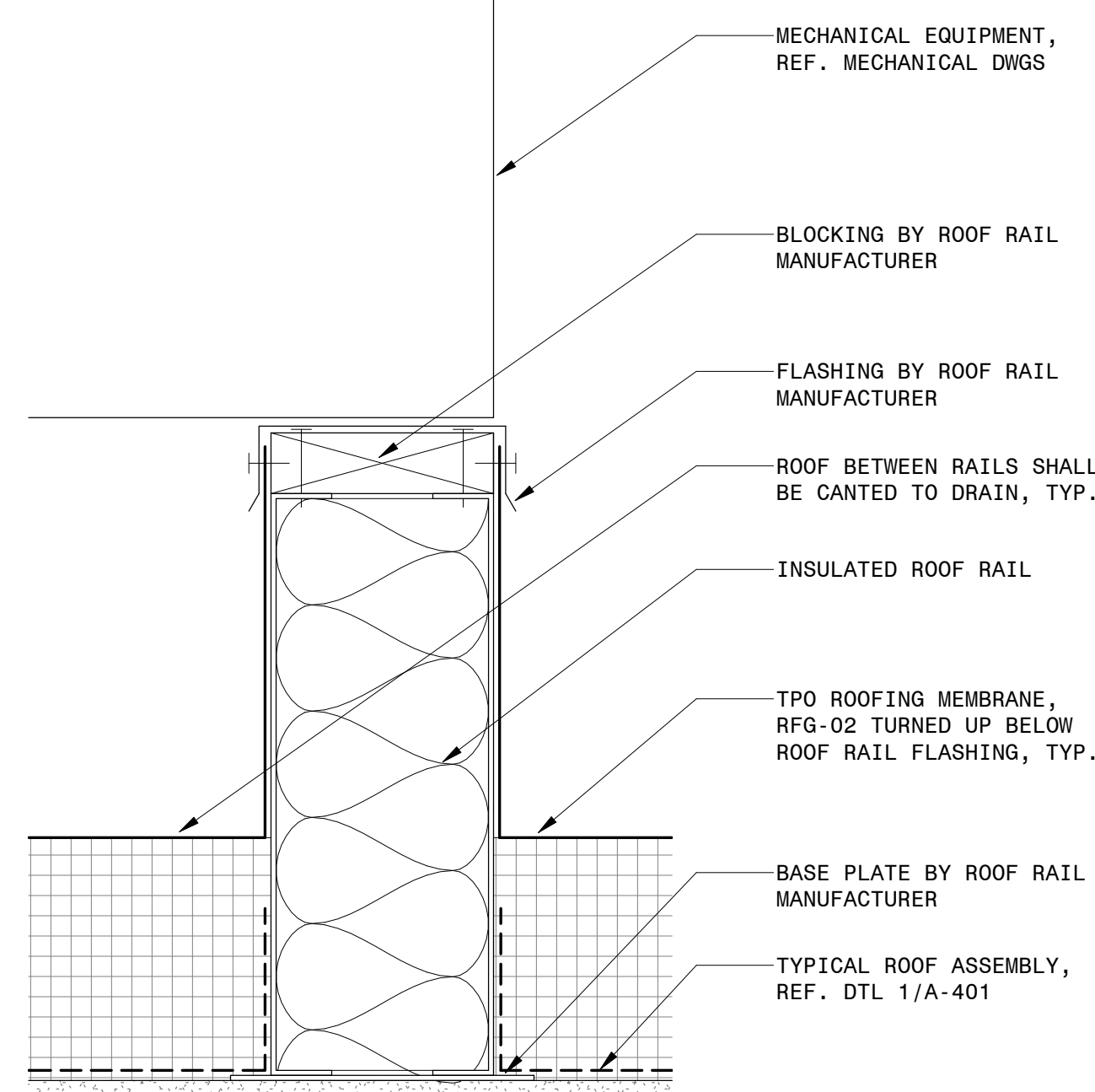
6 ROOF SCUPPER ENLARGED ELEVATION
3" = 1'-0"



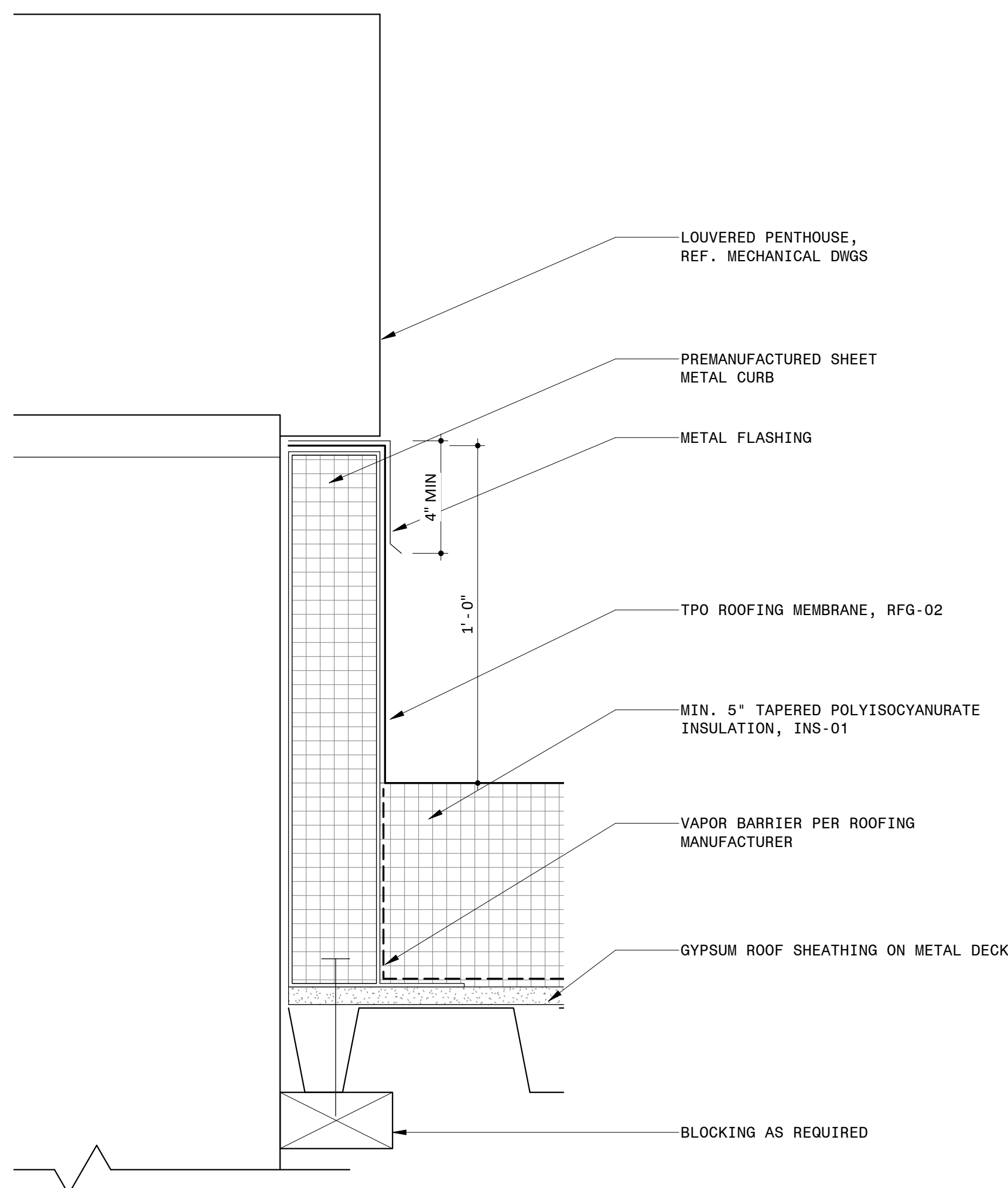
5 TYPICAL SECTION DETAIL AT ROOF SCUPPER
3" = 1'-0"



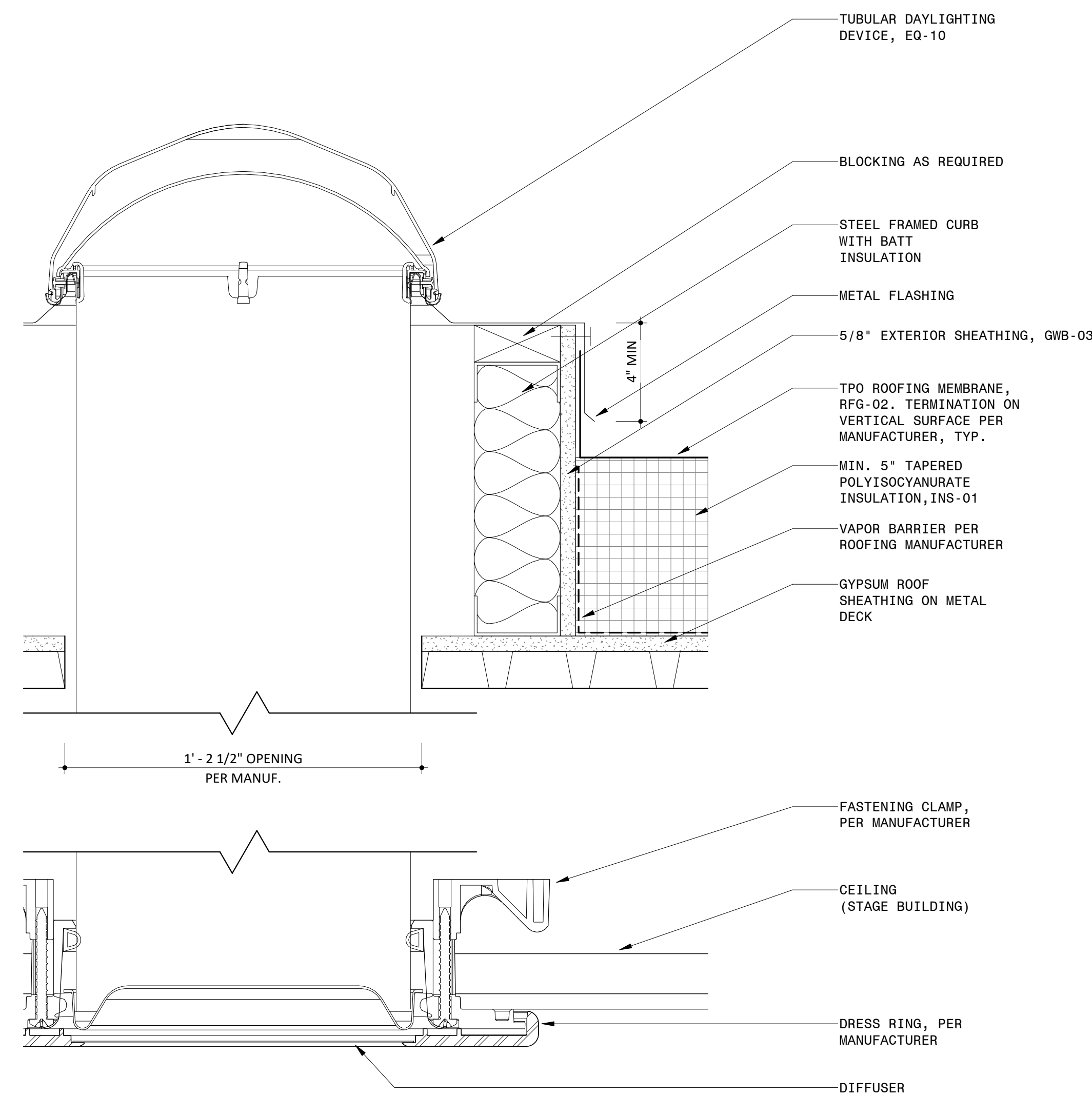
4 TYPICAL SECTION DETAIL AT ROOF DRAIN
3" = 1'-0"



3 TYPICAL SECTION DETAIL AT MECHANICAL EQUIPMENT ROOF RAIL
3" = 1'-0"



2 STAGE BUILDING - SECTION DETAIL AT LOUVERED PENTHOUSE
3" = 1'-0"



1 TYPICAL SECTION DETAIL AT TUBULAR DAYLIGHTING DEVICE EQ-10
3" = 1'-0"

NOTES

1. GENERAL NOTES
2. DO NOT SCALE DRAWINGS FOR DIMENSIONS.
ADDITIONAL INFORMATION MAY BE SHOWN ON
THE FLOOR PLANS, DETAIL PLANS,
ELEVATIONS, SECTIONS, DETAIL SCHEDULES
AND SPECIFICATIONS.
3. REFER TO SHEET G-001 FOR TYPICAL NOTES,
LEGENDS, SYMBOLS & DIMENSIONING
STANDARDS.
4. REFER TO SHEET A-831 FOR MATERIAL
ABBREVIATION LEGEND.
5. FOR ADDITIONAL INFORMATION REFER TO
STRUCTURAL, MECHANICAL, ELECTRICAL AND
PLUMBING DRAWINGS.
6. REFERENCE A-821 FOR WINDOW SCHEDULE
WITH GLASS TYPE.
7. REFERENCE A-811 AND A-812 FOR DOOR
SCHEDULE AND TYPES.
8. REFERENCE A-861 FOR BRICK TYPES.
9. REFERENCE A-821 FOR LOUVER SCHEDULES
AND TYPES.
10. REFERENCE ELECTRICAL DRAWINGS FOR LIGHT
FIXTURE SCHEDULE.
11. REFERENCE LANDSCAPE & CIVIL DRAWINGS
FOR GRASSING AND MATERIALS.
12. REFERENCE TYPICAL INTERIOR MOUNTING
HEIGHTS ON A-601.
13. ALTERNATE #1 CANOPY AND ALL
ASSOCIATED STRUCTURE AND LIGHTING

LEGEND

REFERENCE A-831/A-832 FOR SPECIFICATION SECTION

| | |
|--------|-----------------------------|
| ACT-XX | ACOUSTIC CEILING TILE |
| A-XX | BATHROOM ACCESSORIES |
| BA-XX | BULLET RESISTANT ASSEMBLIES |
| BR-XX | BRICK |
| CON-XX | CONCRETE |
| CT-XX | CERAMIC TILE |
| EF-XX | EPOXY FLOORING & BASE |
| EQ-XX | EQUIPMENT |
| F-XX | FIXTURES |
| GC-XX | GLAZED CANOPY |
| GL-XX | GLASS |
| GR-XX | GROUND FACE BLOCK |
| GWB-XX | GYPSUM WALL BOARD |
| INS-XX | INSULATION |
| LVT-XX | LUXURY VINYL TILE |
| MF-XX | METAL FENCING |
| MR-XX | METAL RAILING |
| MTL-XX | SHEET METAL |
| PH-XX | PHENOLIC RESIN |
| PL-XX | PLASTIC LAMINATE |
| PT-XX | PAINT |
| PX-XX | HIGH PERFORMANCE COATING |
| RB-XX | RUBBER BASE |
| RFG-XX | ROOFING |
| RP-XX | ROOF PAVERS |
| SF-XX | STOREFRONT |
| SS-XX | SOLID SURFACE |
| STS-XX | STAINLESS STEEL |
| WD-XX | WOOD |

Approved Construction Plan
Name Date

Planning _____

Traffic _____

Fire _____

PROJECT INFORMATION

NORTH WATERFRONT PARK

10 COWAN STREET
WILMINGTON, NORTH CAROLINA

CITY OF WILMINGTON
Community Services Department
PO Box 1810, Wilmington, North Carolina 28402
City of Wilmington Project Code 3CPRK1860

Landscape Architecture = L
HARGREAVES JONES
 180 Varick Street, Suite 204, New York, NY 10014
www.hargreavesjonesla.com
 NC License #C-513

Architecture = A
SAGE & COOMBE ARCHITECTS
12-16 Vestry Street, 5th Floor, New York, NY 10013
www.sageandcoombe.com

Acoustic/Theater/AV = AT
O.A.P.C.
 77 Water Street, New York NY 10015
www.arup.com

Civil Engineering = C
Structural Engineering= S
Geotechnical Engineering = G
STEWART
223 S. West Street, Suite 1100, Raleigh, NC 27603
www.stewartinc.com
NC License #C-1051

Environmental Engineering = EE
SOIL & ENVIRONMENTAL CONSULTANTS, PA
 8412 Falls of Neuse Road, Suite 104, Raleigh, NC 27615
www.sandec.com
EAGLE RESOURCES
 215 West Moore Street, Southport, NC 28461
www.eagleresources.com

Irrigation= I
CLARK IRRIGATION DESIGN & CONSULTING, INC
P.O. Box 693, Lavonia, GA 30553
www.clarkirrigationdesign.com

Landscape Soil = LS
LANDIS, PLLC
3908 Bentley Brook Dr. Raleigh, NC 2761 2
www.landispllc.com

Mechanical Engineering = M
Electrical Engineering = E
Plumbing Engineering = P
Fire Protection = FP
CHEATHAM & ASSOCIATES , PA
3412 Enterprise Drive, Wilmington NC 28405
www.cheathampa.com
NC License #C-1073

Marine Structural Engineering = SM
ANDREW CONSULTING ENGINEERS
 3811 Peachtree Avenue, Suite 300, Wilmington, NC 28403

Water Fountain Design = WF
DELTA FOUNTAINS
11494 Columbia Park Dr. W., Suite 4, Jacksonville, FL32258
www.deltafountains.com

Lighting Design = EL
TILLOTSON DESIGN ASSOCIATES
40 Worth Street, Room 703, New York NY 10013
www.tillotsondesign.com

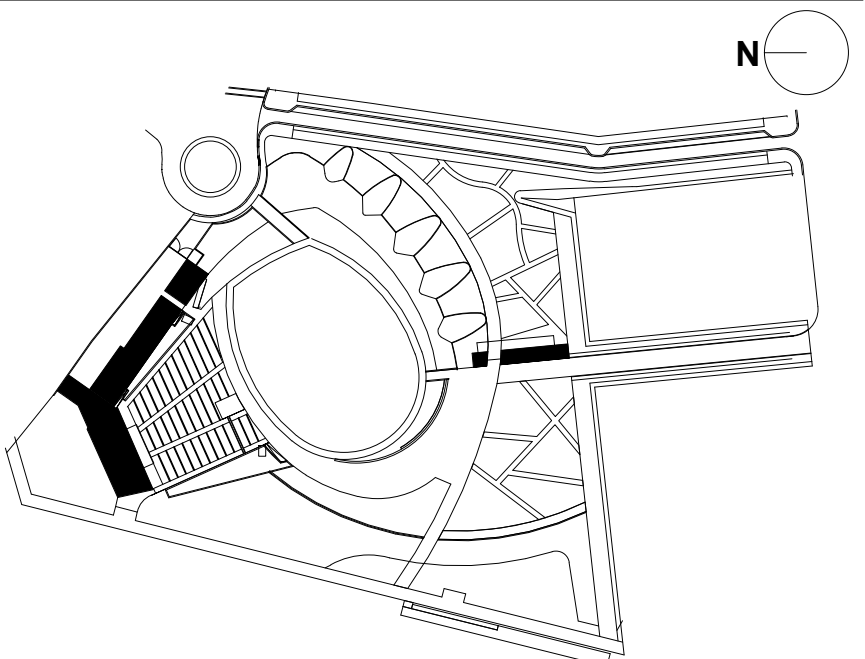
SEAL/SIGNATURE

PROGRESS SET
NOT FOR CONSTRUCTION

ISSUE/REVISIONS

[illegible]

KEY MAP



SHEET INFORMATION

Project No.: NWP 1701
 Drawn By: ASN
 Checked By: PC DWH
 Date: 12/04/2019
 Scale: As indicated

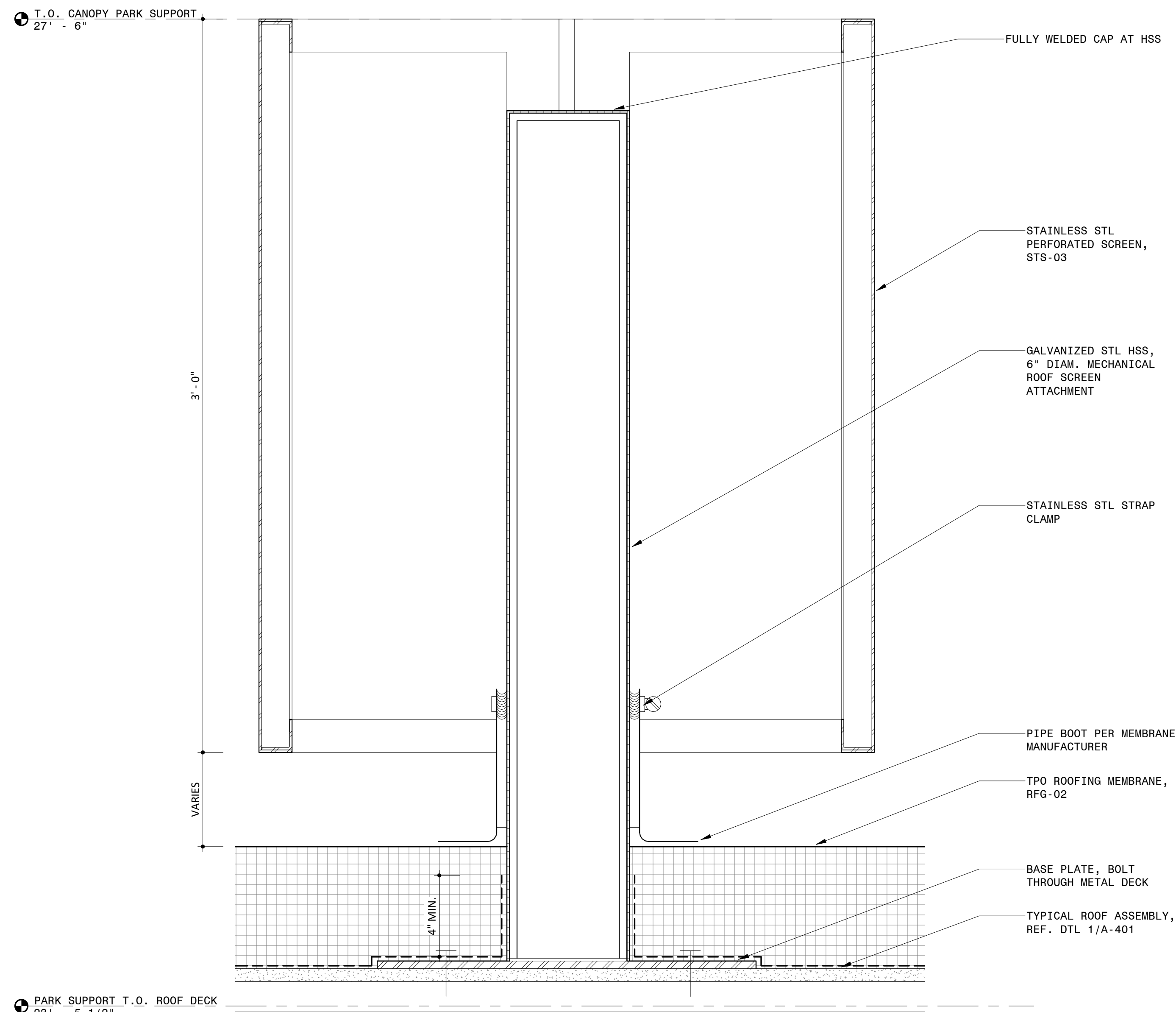
SHEET TITLE

ARCHITECTURE TYPICAL ROOF DETAILS

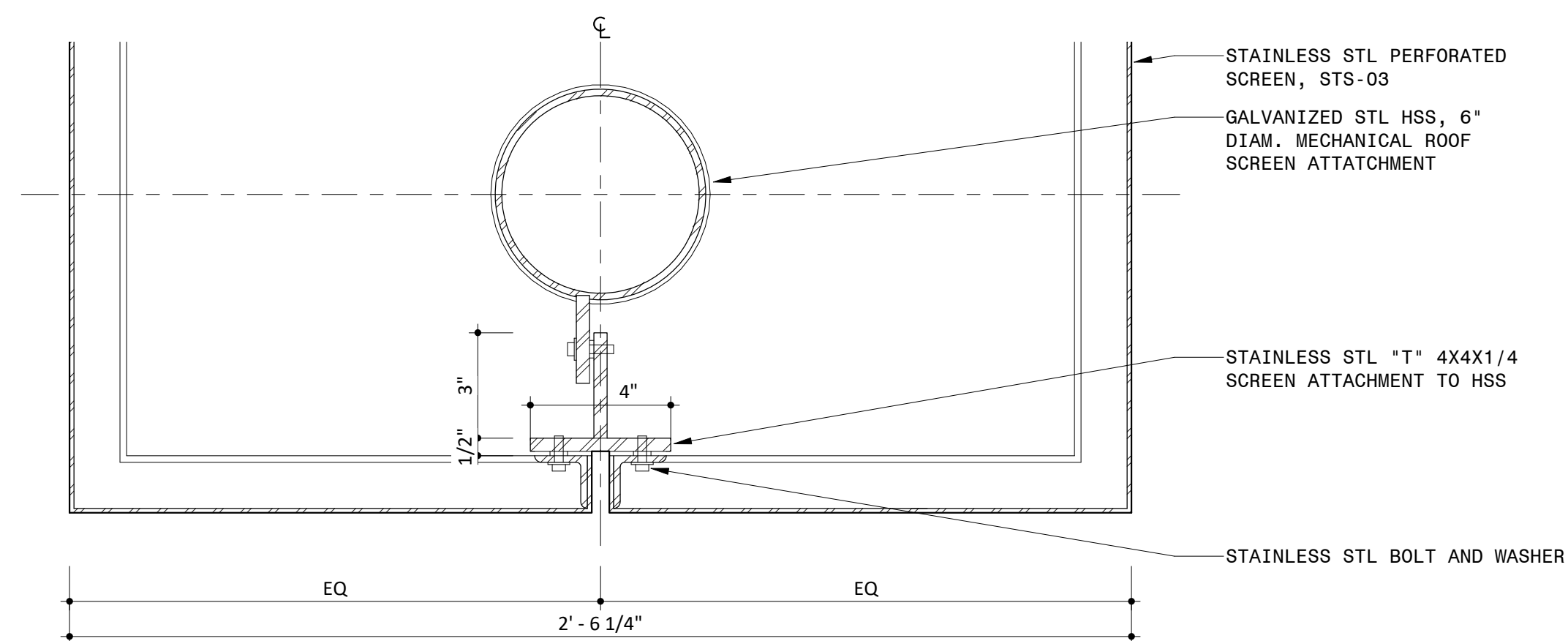
SHEET NO.

A-401-P3

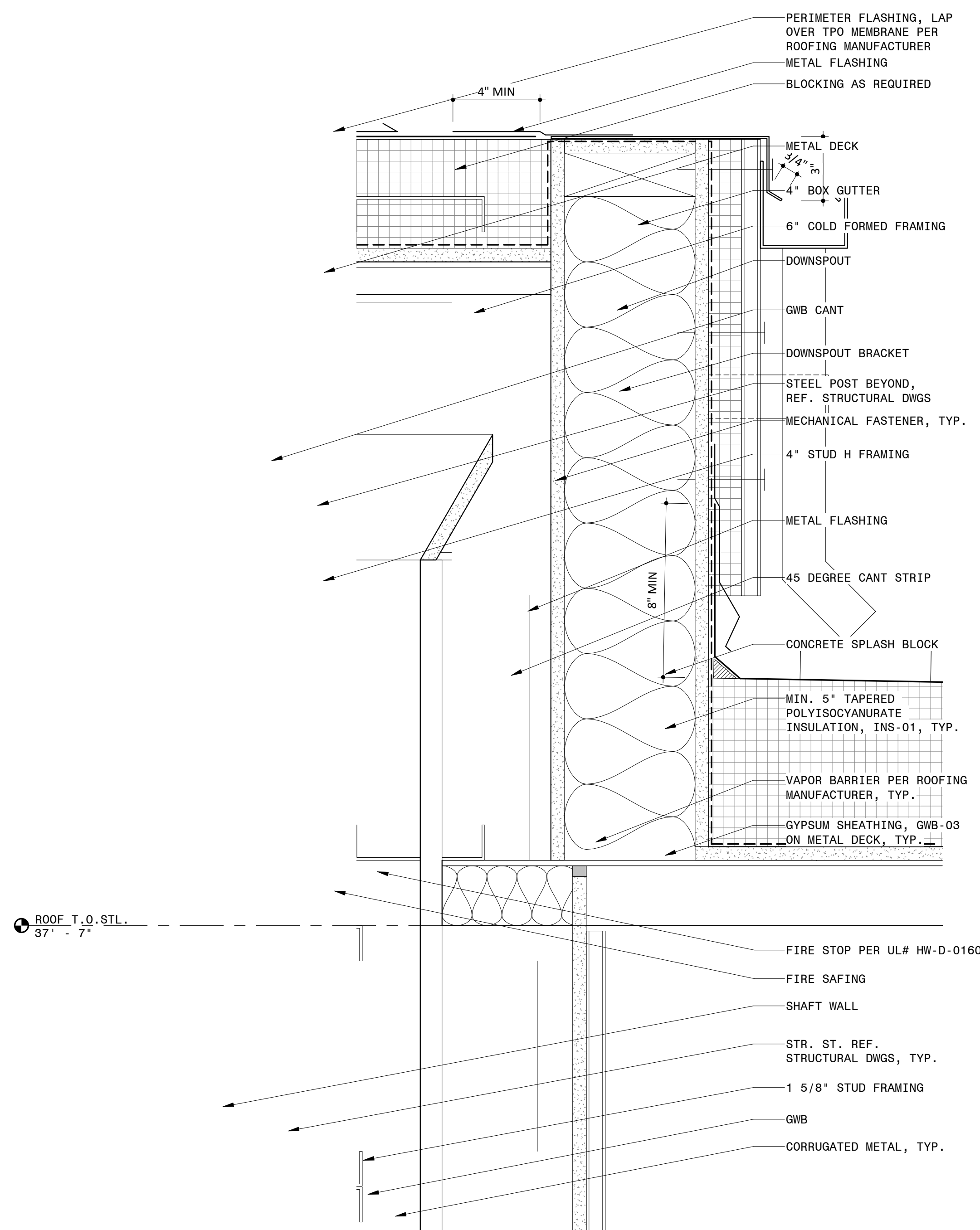
A
B
C
D
E
F
G
H
I
J
K
L
M
N



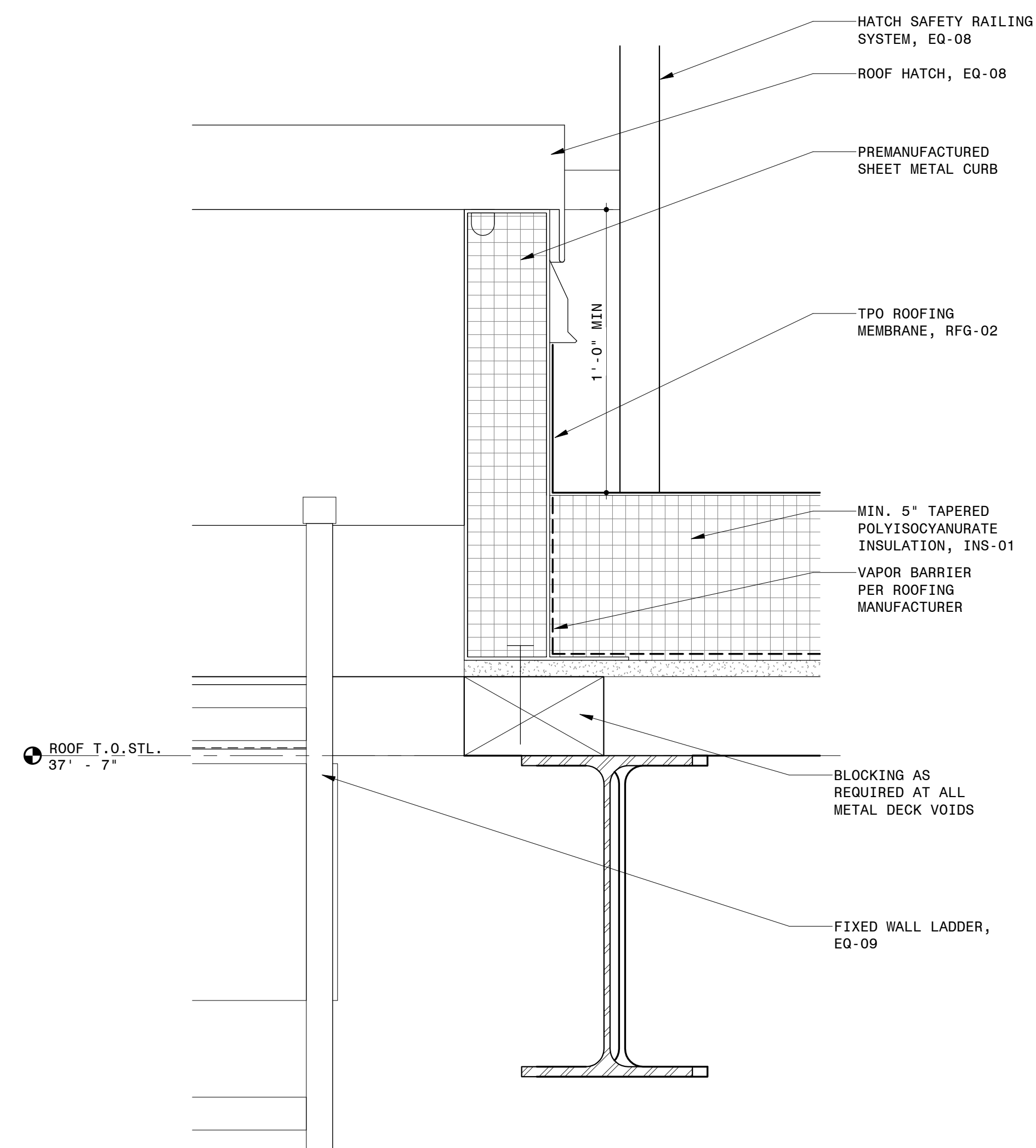
4 PARK SUPPORT - SECTION DETAIL AT ROOF EQUIPMENT SCREEN
3" = 1'-0"



2 PARK SUPPORT - PLAN DETAIL AT ROOF EQUIPMENT SCREEN
3" = 1'-0"



3 STAGE BUILDING - ELEVATOR PARAPET
3" = 1'-0"



1 STAGE BUILDING - SECTION DETAIL AT ROOF HATCH AND LADDER
3" = 1'-0"

NOTES

LEGEND

Approved Construction Plan
Name Date

Planning _____

Traffic _____

Fire _____

PROJECT INFORMATION

NORTH WATERFRONT PARK

10 COWAN STREET
WILMINGTON, NORTH CAROLINA

CITY OF WILMINGTON
Community Services Department
PO Box 1810, Wilmington, North Carolina 28402
City of Wilmington Project Code 3CPRK1860

Landscape Architecture = L
HARGREAVES JONES
 180 Varick Street, Suite 204, New York, NY 10014
www.hargreavesjonesla.com
 NC License #C-513

Architecture = A
SAGE & COOMBE ARCHITECTS
12-16 Vestry Street, 5th Floor, New York, NY 10013
www.sageandcoombe.com

Acoustic/Theater/AV = AT
O.A.P.C.
 77 Water Street, New York NY 10015
www.arup.com

Civil Engineering = C
Structural Engineering= S
Geotechnical Engineering = G
STEWART
223 S. West Street, Suite 1100, Raleigh, NC 27603
www.stewartinc.com
NC License #C-1051

Environmental Engineering = EE
SOIL & ENVIRONMENTAL CONSULTANTS, PA
 8412 Falls of Neuse Road, Suite 104, Raleigh, NC 27615
www.sandec.com
EAGLE RESOURCES
 215 West Moore Street, Southport, NC 28461
www.eagleresources.com

Irrigation= I
CLARK IRRIGATION DESIGN & CONSULTING, INC
P.O. Box 693, Lavonia, GA 30553
www.clarkirrigationdesign.com

Landscape Soil = LS
LANDIS, PLLC
3908 Bentley Brook Dr. Raleigh, NC 27612
www.landispllc.com

Mechanical Engineering = M
Electrical Engineering = E
Plumbing Engineering = P
Fire Protection = FP
CHEATHAM & ASSOCIATES , PA
3412 Enterprise Drive, Wilmington NC 28405
www.thecheatham.com
NC License #C-1073

Marine Structural Engineering = SM
ANDREW CONSULTING ENGINEERS
 3811 Peachtree Avenue, Suite 300, Wilmington, NC 28403

Water Fountain Design = WF
DELTA FOUNTAINS
11494 Columbia Park Dr. W., Suite 4, Jacksonville, FL 32256
www.deltafountains.com

Lighting Design = EL
TILLOTSON DESIGN ASSOCIATES
40 Worth Street, Room 703, New York NY 10013
www.tillotsondesign.com

SEAL/SIGNATURE

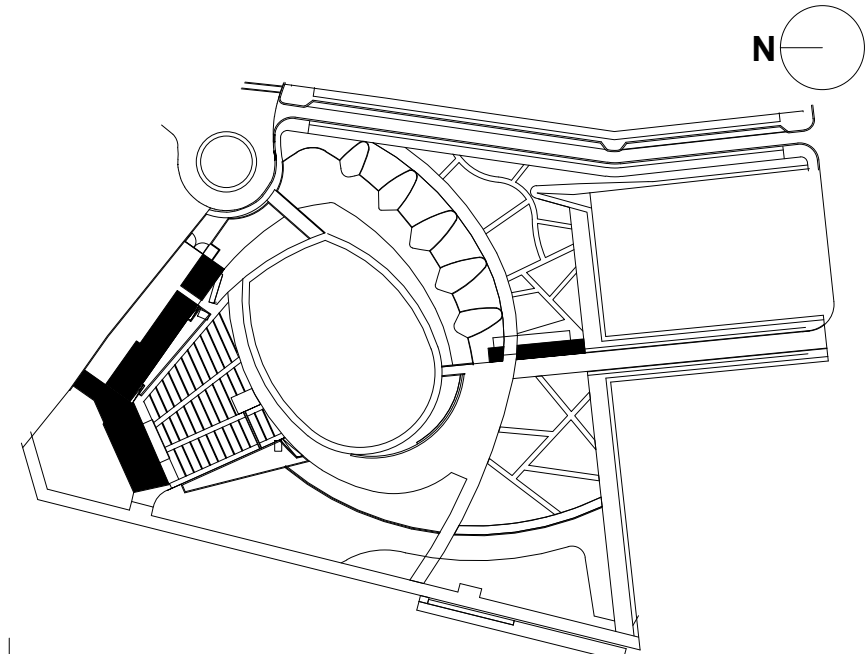


PROGRESS SET
NOT FOR CONSTRUCTION

ISSUE/REVISIONS

[illegible]

KEY MAP



SHEET INFORMATION

Project No.: NWP 1701
 Drawn By: ASN
 Checked By: PC DWH
 Date: 12/04/2019
 Scale: 3" = 1'-0"

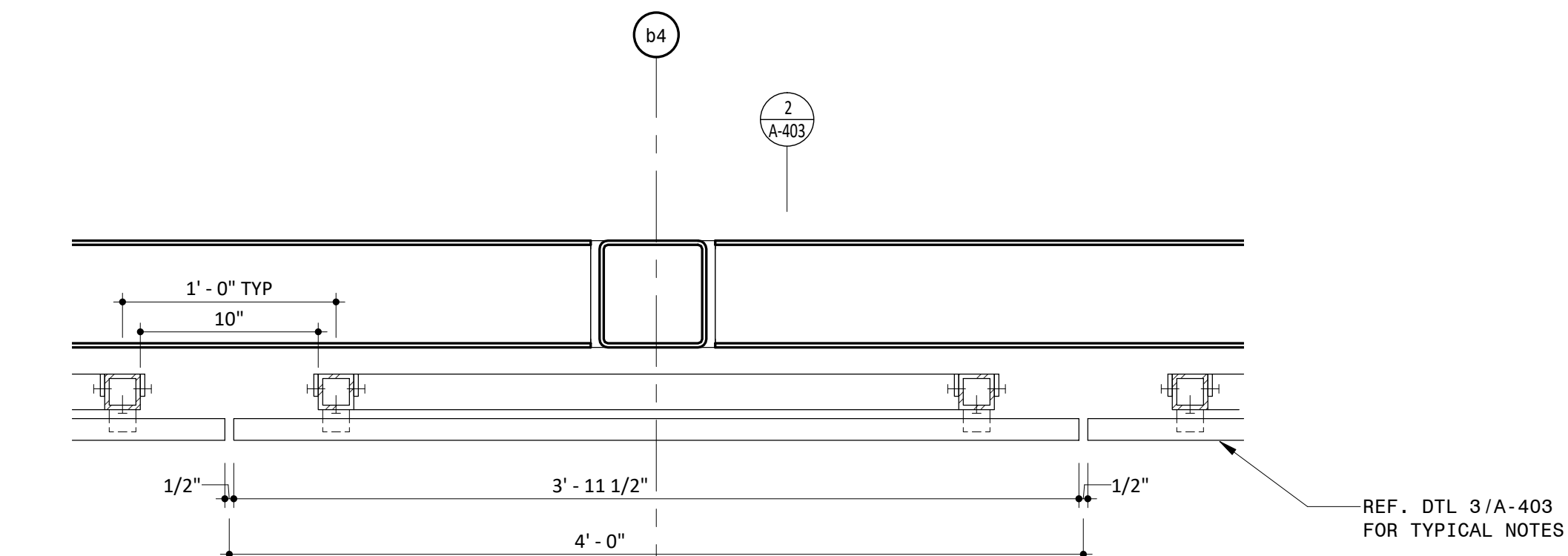
SHEET TITLE

ARCHITECTURE TYPICAL ROOF DETAILS

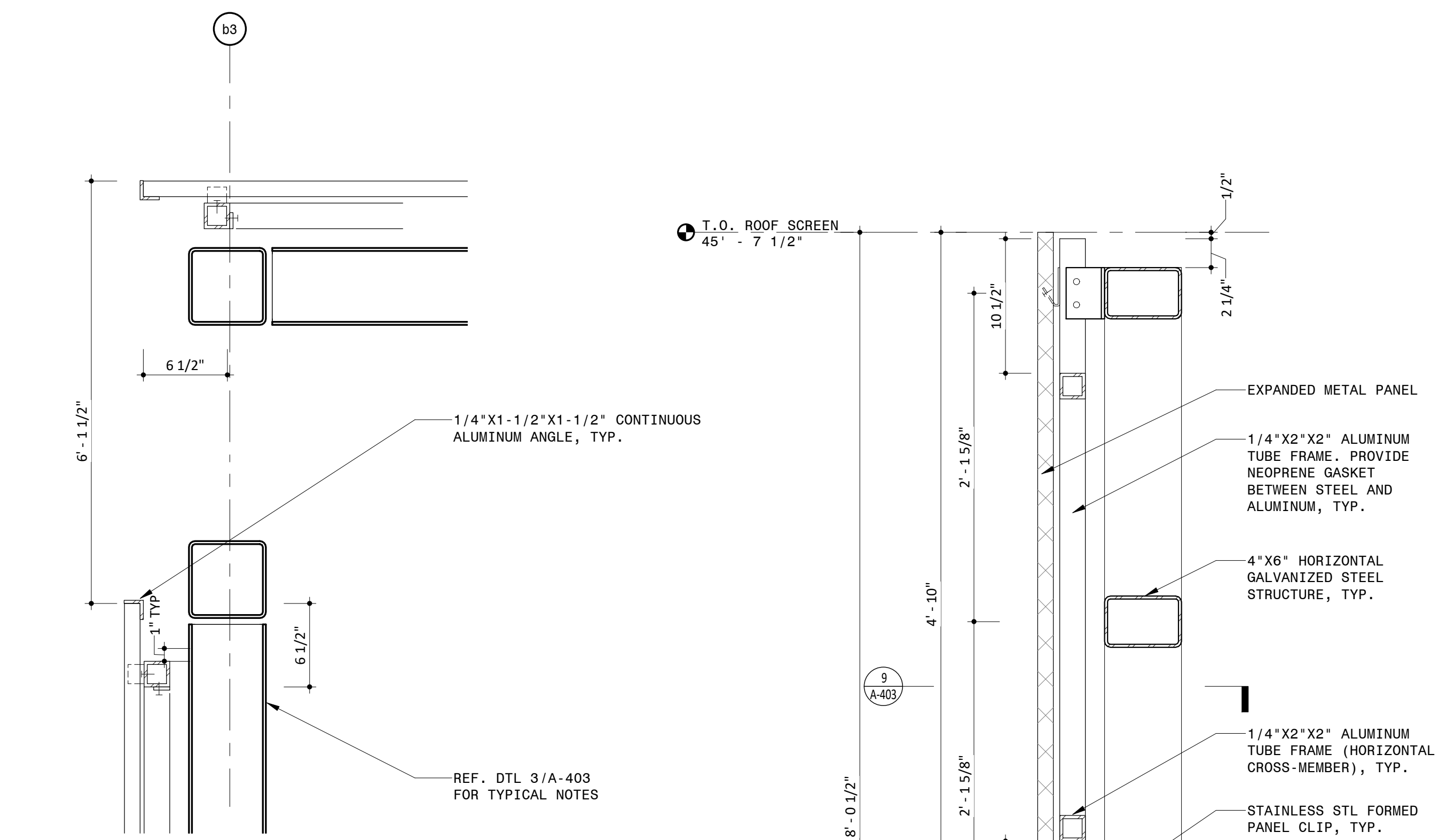
SHEET NO

A-402-P3


N
M
L
K
J
I
H
G
F
E
D
C
B
A



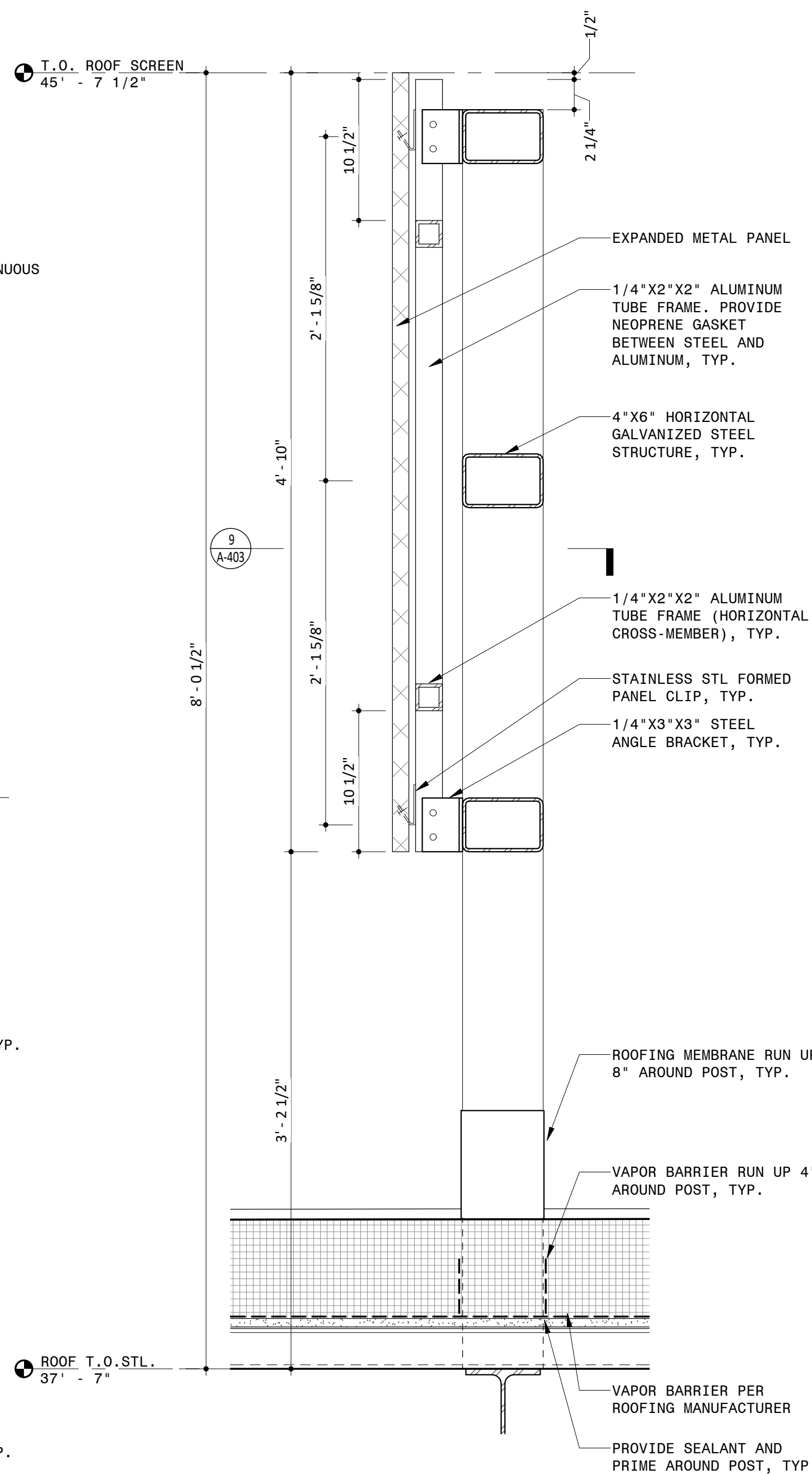
9 STAGE BUILDING - ROOF SCREEN TYPICAL PLAN DETAIL
1 1/2" = 1'-0"



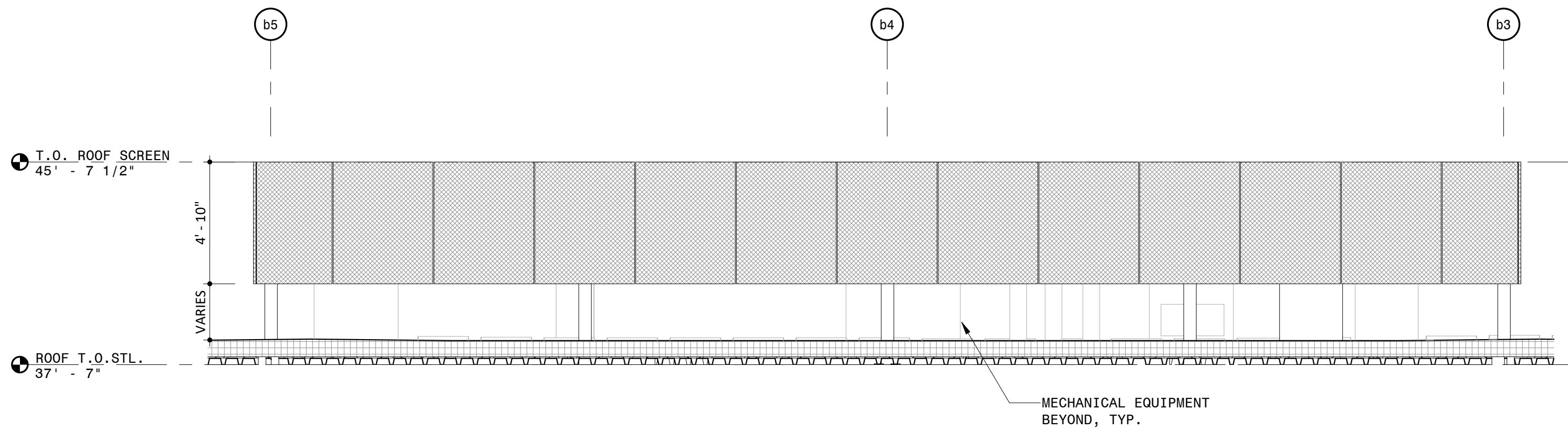
5 STAGE BUILDING - PLAN DETAIL AT SCREEN OPENING
1 1/2" = 1'-0"



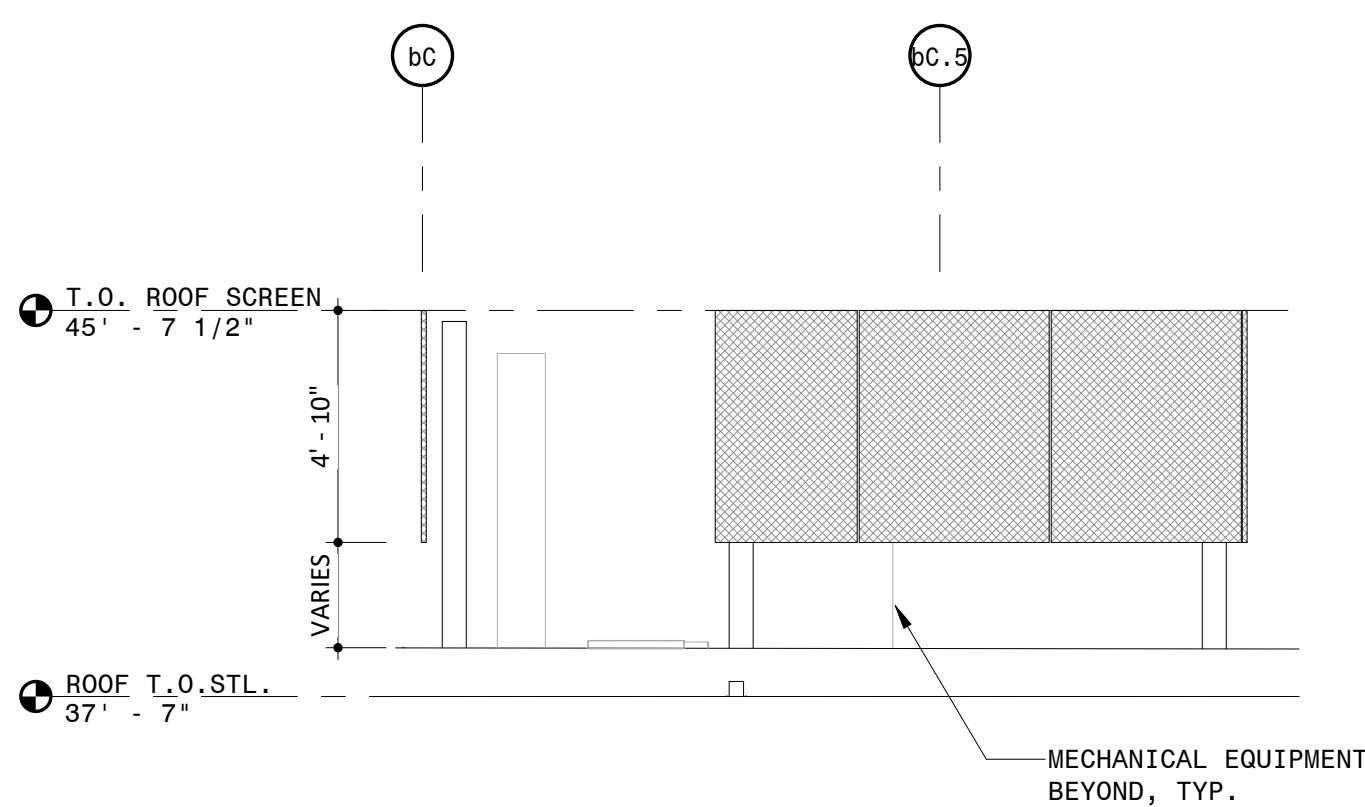
3 STAGE BUILDING - TYPICAL PLAN DETAIL AT SCREEN CORNER
1 1/2" = 1'-0"



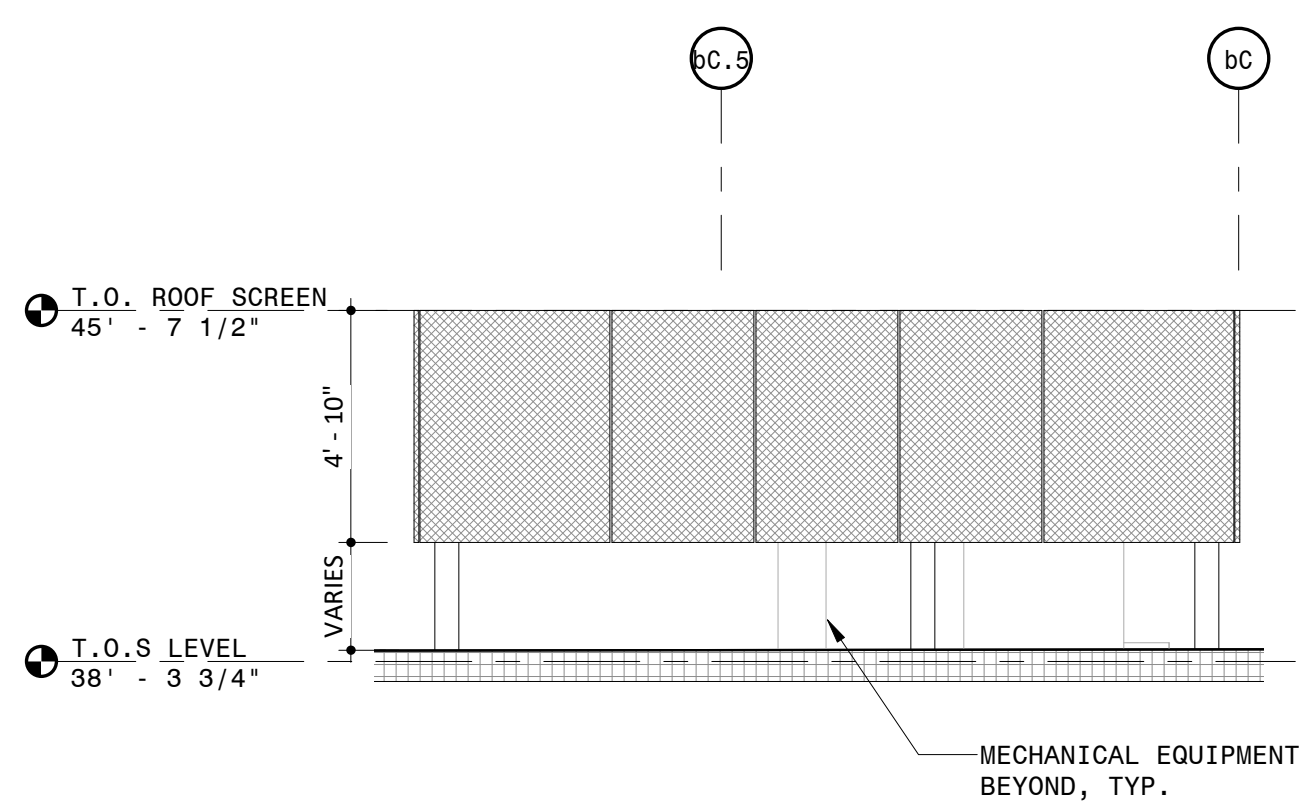
2 STAGE BUILDING - ROOF SCREEN SECTION DETAIL
1 1/2" = 1'-0"



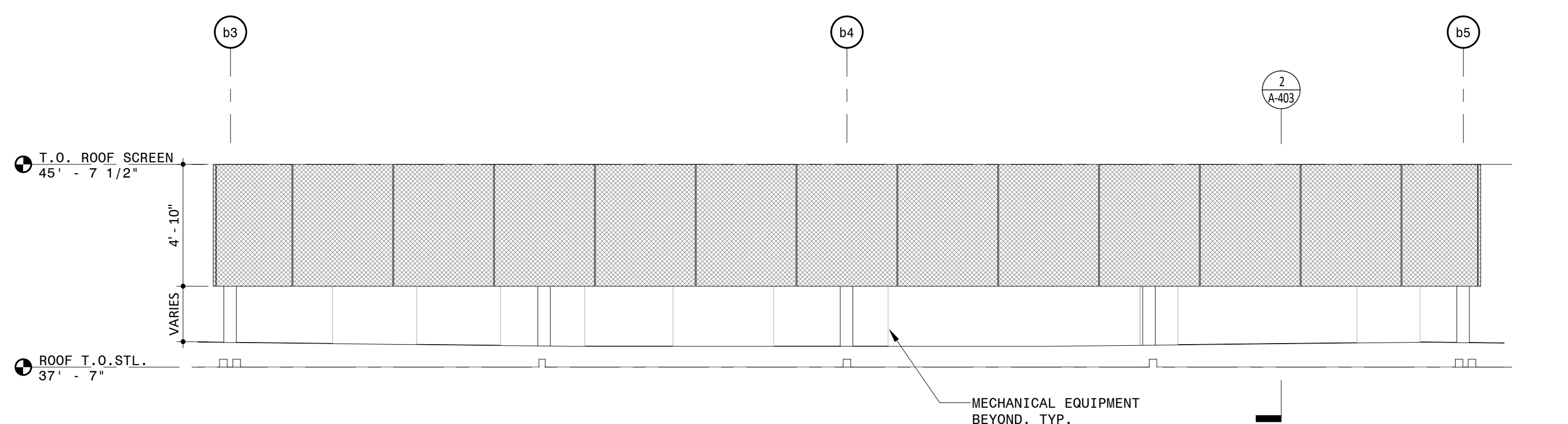
8 STAGE BUILDING - ROOF SCREEN NORTH ELEVATION
1/4" = 1'-0"



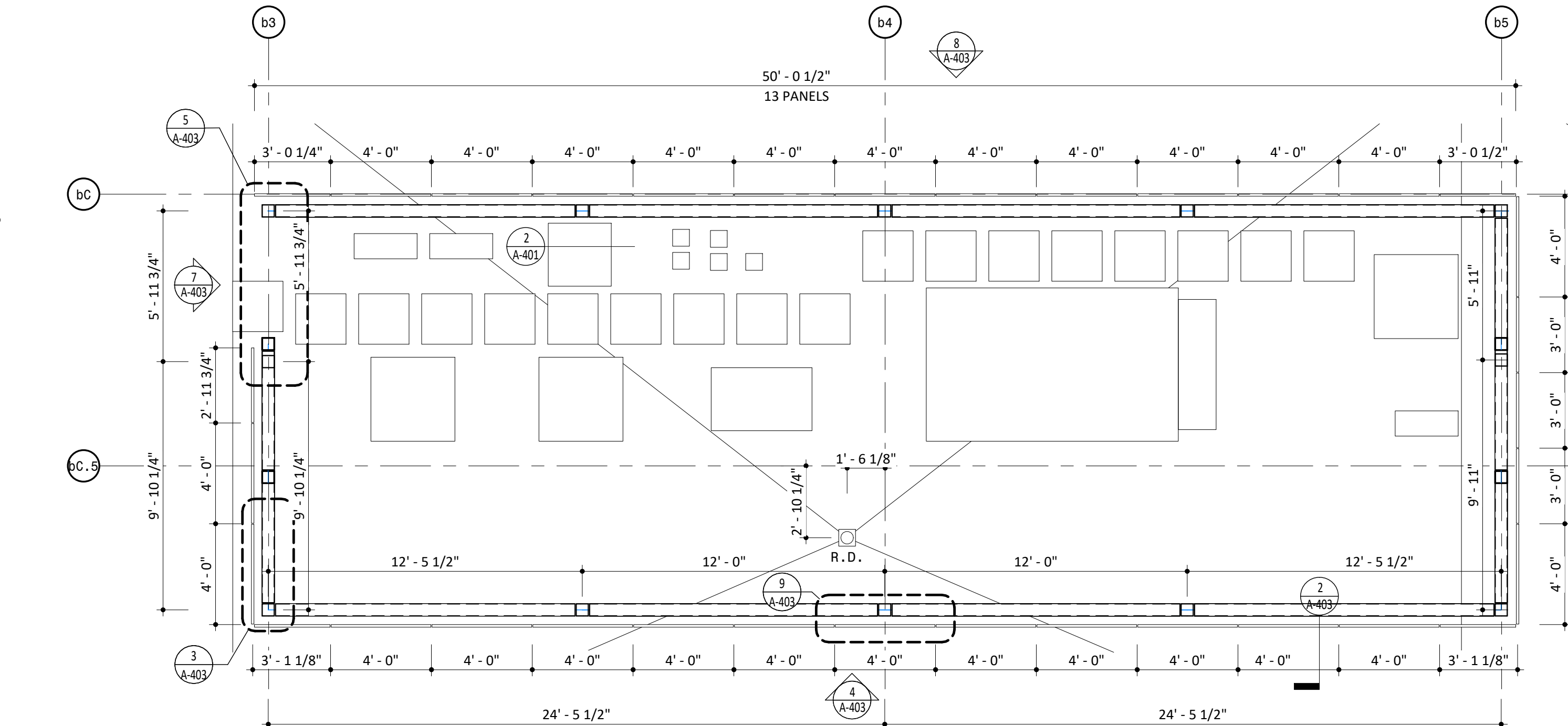
7 STAGE BUILDING - ROOF SCREEN WEST ELEVATION
1/4" = 1'-0"



6 STAGE BUILDING - ROOF SCREEN EAST ELEVATION
1/4" = 1'-0"



4 STAGE BUILDING - ROOF SCREEN SOUTH ELEVATION
1/4" = 1'-0"



1 STAGE BUILDING - ROOF SCREEN PLAN
1/4" = 1'-0"

NOTES

- GENERAL NOTES
- DO NOT SCALE DRAWINGS FOR DIMENSIONS. ADDITIONAL INFORMATION MAY BE SHOWN ON THE FLOOR PLANS, DETAIL PLANS, ELEVATIONS, SECTIONS, DETAIL SCHEDULES AND SPECIFICATIONS.
 - REFER TO SHEET G-001 FOR TYPICAL NOTES, LEGENDS, SYMBOLS & DIMENSIONING STANDARDS.
 - REFER TO SHEET A-831 FOR MATERIAL ABBREVIATION LEGEND.
 - FOR ADDITIONAL INFORMATION REFER TO STRUCTURAL, MECHANICAL, ELECTRICAL AND PLUMBING DRAWINGS.
 - REFERENCE LANDSCAPE & CIVIL DRAWINGS FOR GRADING AND MATERIALS.
 - FOR LIGHT FIXTURE SCHEDULE, REFERENCE ELECTRICAL DRAWING E-300.
 - REFER TO SHEET A-601 FOR GENERAL MOUNTING HEIGHTS OF FIXTURES AND FITTINGS

LEGEND

REFERENCE A-831/A-832 FOR SPECIFICATION SECTION

| | |
|----------|-----------------------------|
| (ACT-XX) | ACOUSTIC CEILING TILE |
| (A-XX) | BATHROOM ACCESSORIES |
| (BA-XX) | BULLET RESISTANT ASSEMBLIES |
| (BR-XX) | BRICK |
| (CON-XX) | CONCRETE |
| (CT-XX) | CERAMIC TILE |
| (EF-XX) | EPOXY FLOORING & BASE |
| (EQ-XX) | EQUIPMENT |
| (F-XX) | FIXTURES |
| (GC-XX) | GLAZED CANOPY |
| (GL-XX) | GLASS |
| (GR-XX) | GROUND FACE BLOCK |
| (GWB-XX) | GYPSUM WALL BOARD |
| (INS-XX) | INSULATION |
| (LVT-XX) | LUXURY VINYL TILE |
| (MF-XX) | METAL FENCING |
| (MR-XX) | METAL RAILING |
| (MTL-XX) | SHEET METAL |
| (PH-XX) | PHENOLIC RESIN |
| (PL-XX) | PLASTIC LAMINATE |
| (PT-XX) | PAINT |
| (PX-XX) | HIGH PERFORMANCE COATING |
| (RB-XX) | RUBBER BASE |
| (RFG-XX) | ROOFING |
| (RP-XX) | ROOF PAVERS |
| (SF-XX) | STOREFRONT |
| (SS-XX) | SOLID SURFACE |
| (STS-XX) | STAINLESS STEEL |
| (WD-XX) | WOOD |

Approved Construction Plan

Name Date

Planning _____
Traffic _____
Fire _____

PROJECT INFORMATION

NORTH WATERFRONT PARK

10 COWAN STREET
WILMINGTON, NORTH CAROLINA

CITY OF WILMINGTON
Community Services Department
P.O. Box 1810, Wilmington, North Carolina 28402
City of Wilmington Project Code 3CPRK1860

Landscape Architecture = L
HARGREAVES JONES
188 Varick Street, Suite 204, New York, NY 10014
www.hargreavesjonesla.com
NC License #C-513

Architecture = A
SAGE & COOMBE ARCHITECTS
12-15 Vestry Street, 5th Floor, New York, NY 10013
www.sageandcoombe.com

Acoustic/Theater/AV = AT
OAP.P.C. Architect, New York NY 10015
www.oap.com

Civil Engineering = C
Structural Engineering = S
Geotechnical Engineering = G
STEWART
223 S. West Street, Suite 1100, Raleigh, NC 27603
www.stewartinc.com
NC License #C-1051

Environmental Engineering = EE
SOIL & ENVIRONMENTAL CONSULTANTS, PA
8412 Falls of Neuse Road, Suite 104, Raleigh, NC 27615
www.sandec.com
EAGLE RESOURCES
215 West Moore Street, Southport, NC 28461
www.eagleresources.com

Irrigation = I
CLARK IRRIGATION DESIGN & CONSULTING, INC.
P.O. Box 693, Lenoir, GA 30553
www.clarkirrigationdesign.com

Landscape Soil = LS
LANDIS, PLLC
3808 Bentley Brook Dr. Raleigh, NC 2761 2
www.landispllc.com

Mechanical Engineering = M
Electrical Engineering = P
Plumbing Engineering = P
Fire Protection = FF
CHEATHAM & ASSOCIATES, PA
3412 Enterprise Drive, Wilmington NC 28405
www.cheathamga.com
NC License #C-1073

Marine Structural Engineering = SM
ANDREW CONSULTING ENGINEERS
3811 Peachtree Avenue, Suite 300, Wilmington, NC 28403
www.andrewengineers.com

Water Fountain Design = WF
DELTA FOUNTAINS
11494 Columbia Park Dr. W., Suite 4, Jacksonville, FL 32258
www.deltafountains.com

Lighting Design = EL
LILLOTSON DESIGN ASSOCIATES
40 Worth Street, Room 703, New York NY 10013
www.lilotsondesign.com

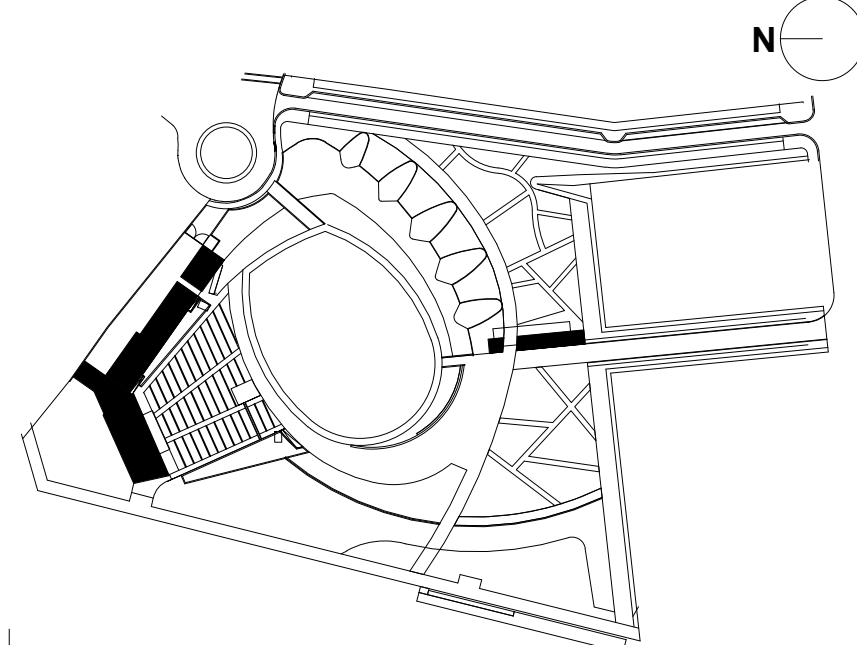
SEAL/SIGNATURE

PROGRESS SET
NOT FOR CONSTRUCTION

ISSUE/REVISIONS

| NO. | DESCRIPTION | DATE |
|-----|------------------------------------|------------|
| 1 | 95% CONSTRUCTION DOCUMENTS P3 & P4 | 12/04/2019 |
| | | |
| | | |
| | | |
| | | |
| | | |
| | | |
| | | |
| | | |
| | | |

KEY MAP



SHEET INFORMATION

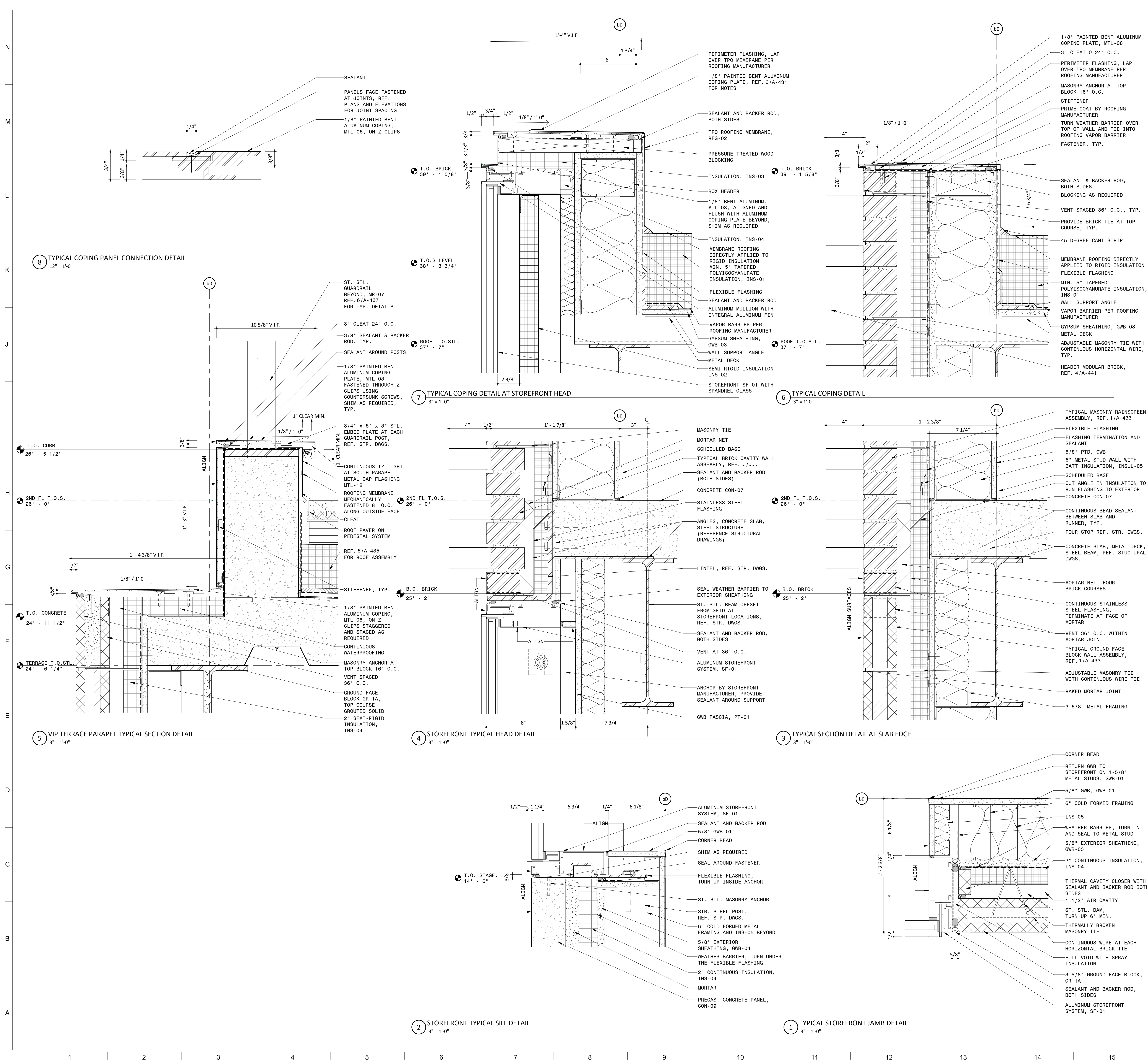
Project No.: NWP 1701
Drawn By: ASN
Checked By: PC/DWH
Date: 12/04/2019
Scale: As indicated

SHEET TITLE

ARCHITECTURE ROOF SCREEN DETAILS - STAGE BUILDING

SHEET NO.

A-403-P3



NOTES

LEGEND

PROJECT INFORMATION

NORTH WATERFRONT PARK

10 COWAN STREET
WILMINGTON, NORTH CAROLINA

CITY OF WILMINGTON
Community Services Department
PO Box 1810, Wilmington, North Carolina 28402
City of Wilmington Project Code 3CPRK1860

Landscape Architecture = L
HARGREAVES JONES
180 Varick Street, Suite 204, New York, NY 10014
www.hargreavesjonesla.com
NC License #C-513

Architecture = A
SAGE & COOMBE ARCHITECTS
12-15 Vesny Street, 5th Floor, New York, NY 10013
www.sageandcoombe.com

Acoustic/Theater/AV = AT
OAP.P.C.
77 Water Street, New York NY 10015
www.anp.com

Civil Engineering = C
Structural Engineering = S
Geotechnical Engineering = G
STEWART
223 S. West Street, Suite 1100, Raleigh, NC 27603
www.stewartinc.com
NC License #C-1051

Environmental Engineering = EE
SOIL & ENVIRONMENTAL CONSULTANTS, PA
8412 Falls of Neuse Road, Suite 104, Raleigh, NC 27615
www.sandec.com
EAGLE RESOURCES
215 West Moore Street, Southport, NC 28461
www.eagleresources.com

Irrigation = I
CLARK IRRIGATION DESIGN & CONSULTING, INC
P.O. Box 693, Lenoir, NC 28553
www.clarkirrigationdesign.com

Landscape Soil = LS
LANDIS, PLLC
3808 Bentley Brook Dr. Raleigh, NC 27612
www.landispllc.com

Mechanical Engineering = M
Electrical Engineering = E
Plumbing Engineering = P
Fire Protection = FF
CHEATHAM & ASSOCIATES, PA
3412 Enterprise Drive, Wilmington NC 28405
www.cheathamna.com
NC License #C-1073

Marine Structural Engineering = SM
ANDREW CONSULTING ENGINEERS
3811 Peachtree Avenue, Suite 300, Wilmington, NC 28403
www.andrewengineers.com

Water Fountain Design = WF
DELTA FOUNTAINS
11494 Columbia Park Dr. W., Suite 4, Jacksonville, FL 32258
www.deltafountains.com

Lighting Design = EL
LILLOTSON DESIGN ASSOCIATES
40 Worth Street, Room 703, New York NY 10013
www.lillotsondesign.com

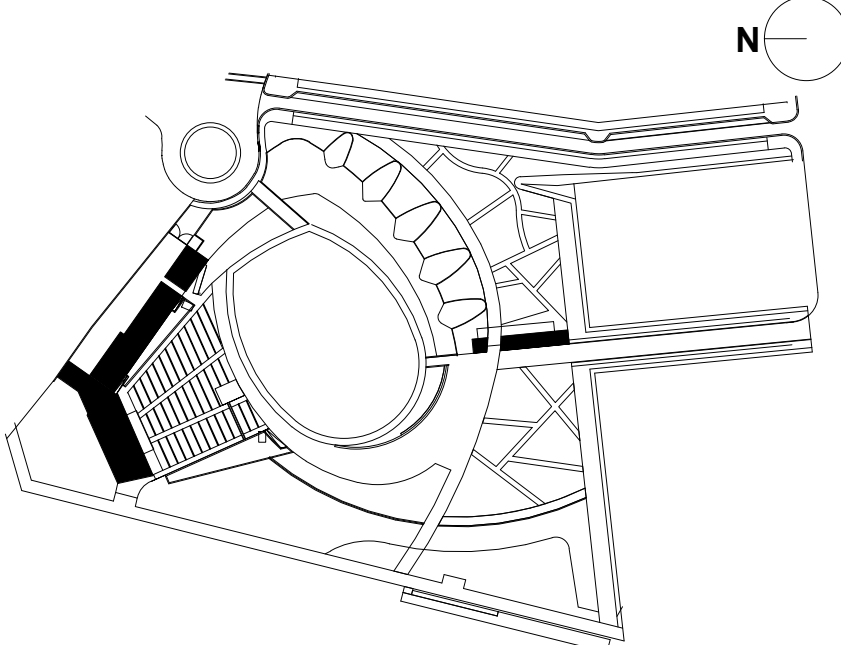
SEAL/SIGNATURE

PROGRESS SET
NOT FOR CONSTRUCTION

ISSUE/REVISIONS

| NO. | DESCRIPTION | DATE |
|-----|------------------------------------|------------|
| 1 | 80% CONSTRUCTION DOCUMENTS P3 | 07/26/2019 |
| 2 | 95% CONSTRUCTION DOCUMENTS P3 & P4 | 12/04/2019 |
| | | |
| | | |
| | | |
| | | |
| | | |
| | | |
| | | |
| | | |

KEY MAP



SHEET INFORMATION

Project No.: NWP 1701

Drawn By: CP

Checked By: PC/DWH

Date: 12/04/2019

Scale: As indicated

SHEET TITLE

ARCHITECTURE EXTERIOR WALL TYPICAL DETAILS - STAGE BUILDING

SHEET NO.

A-431-P3

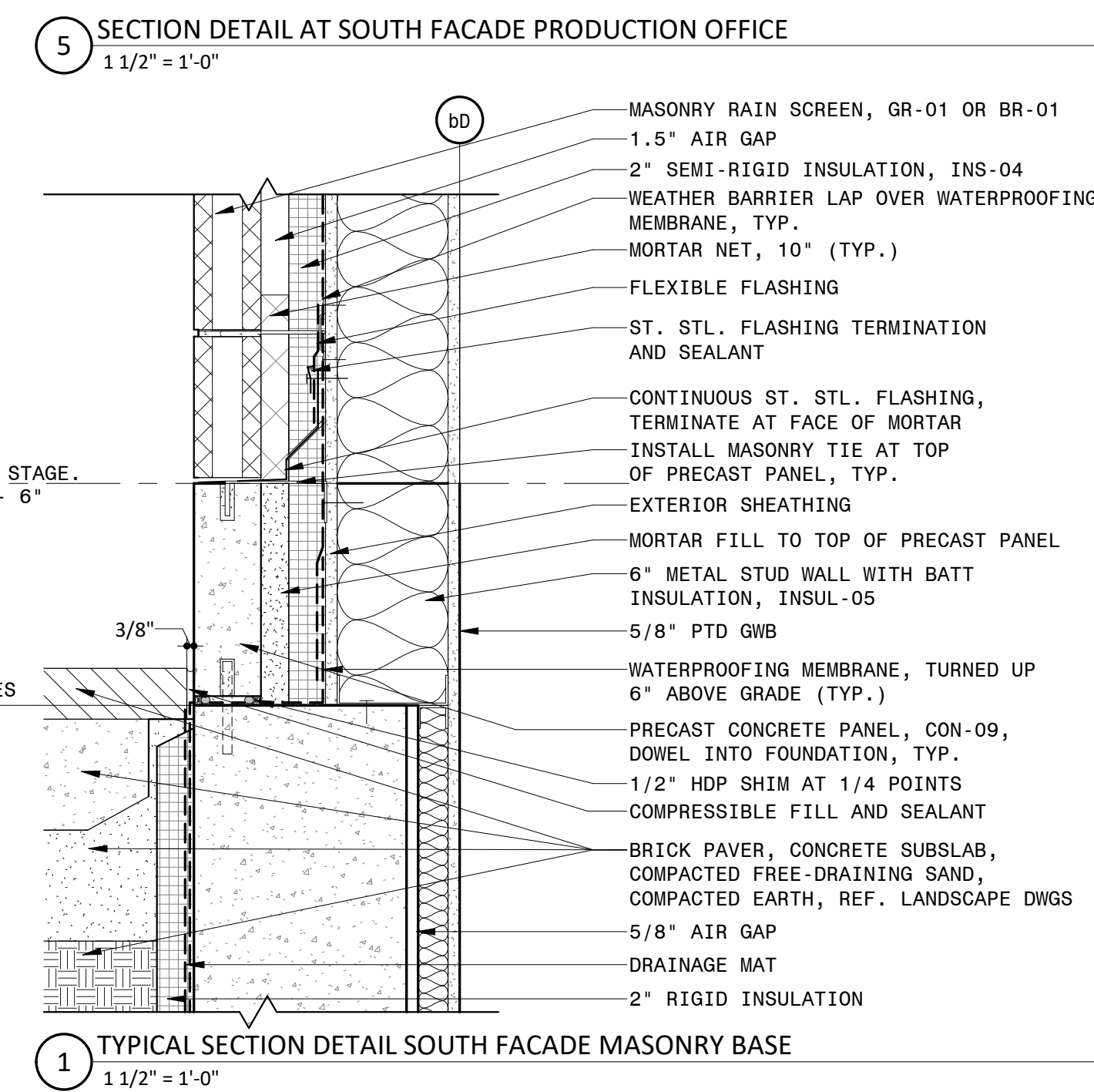
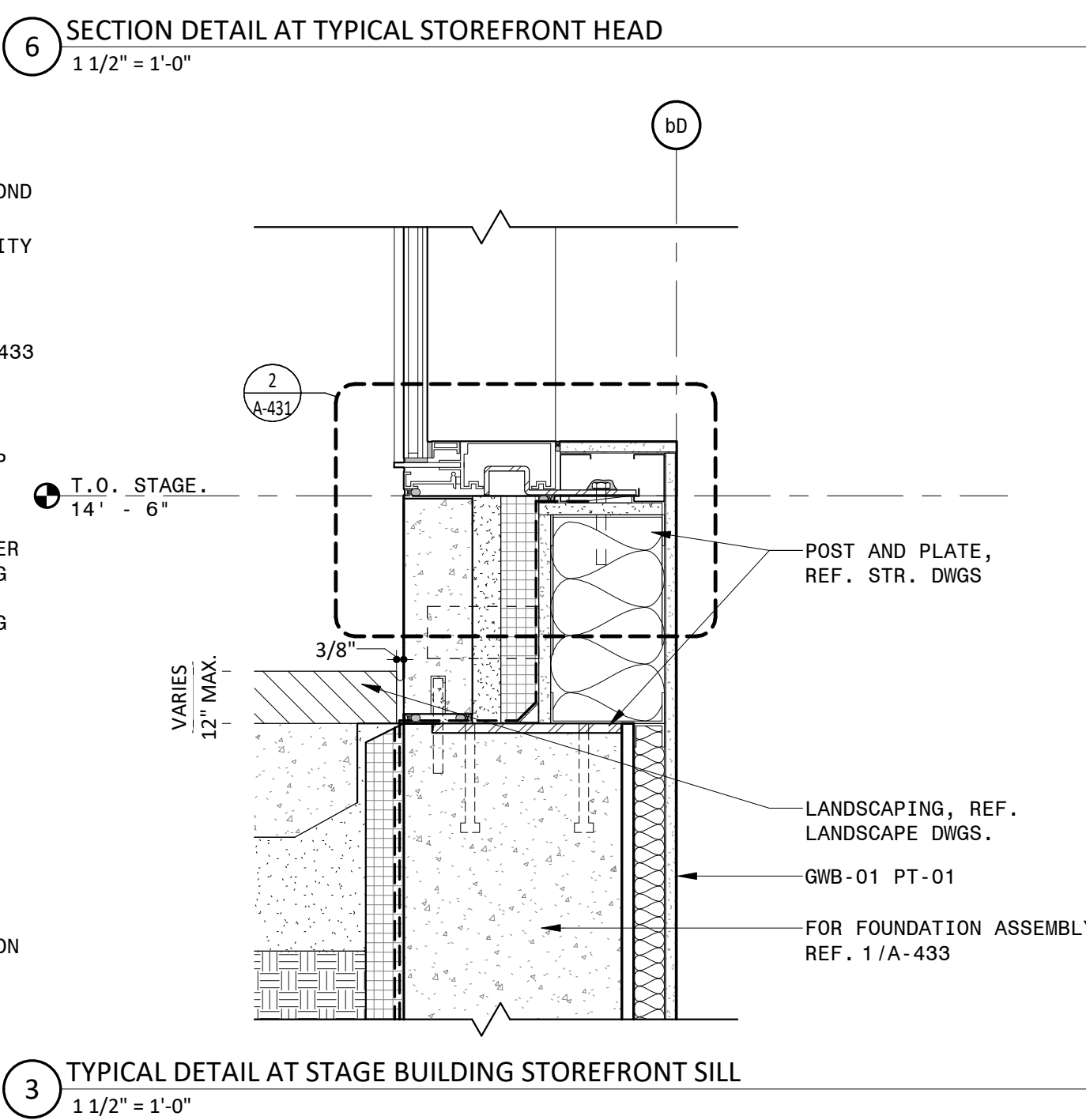
Approved Construction Plan

Name Date

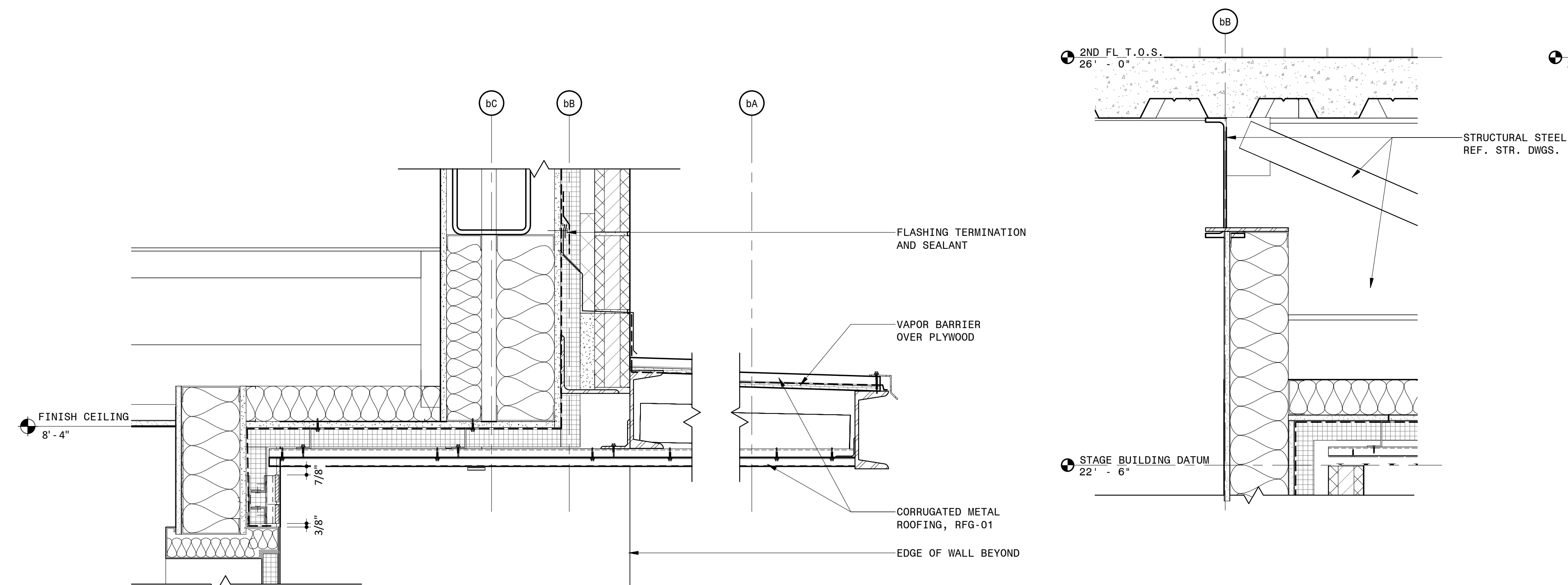
Planning _____

Traffic _____

Fire _____

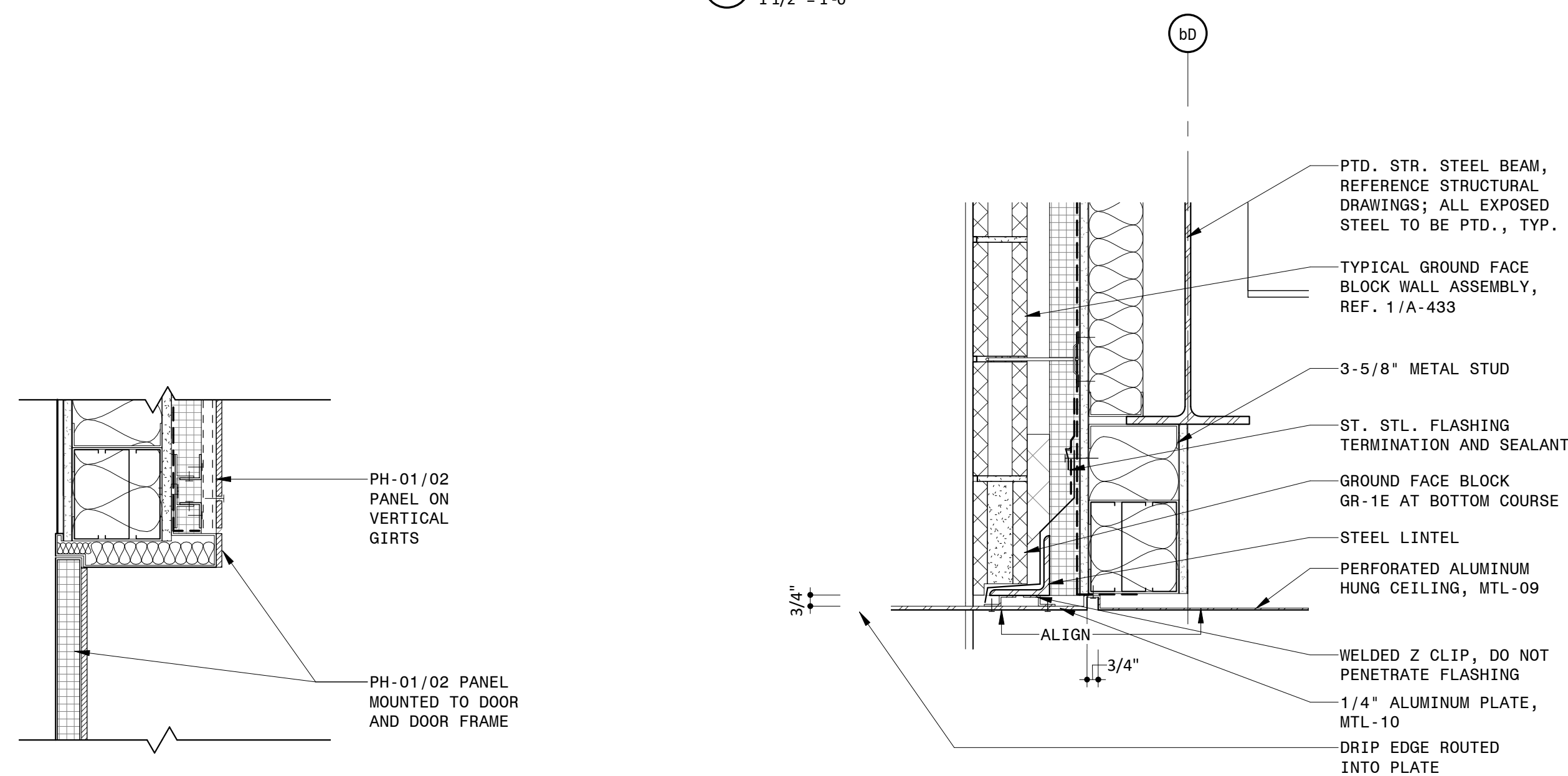


A-433-P3



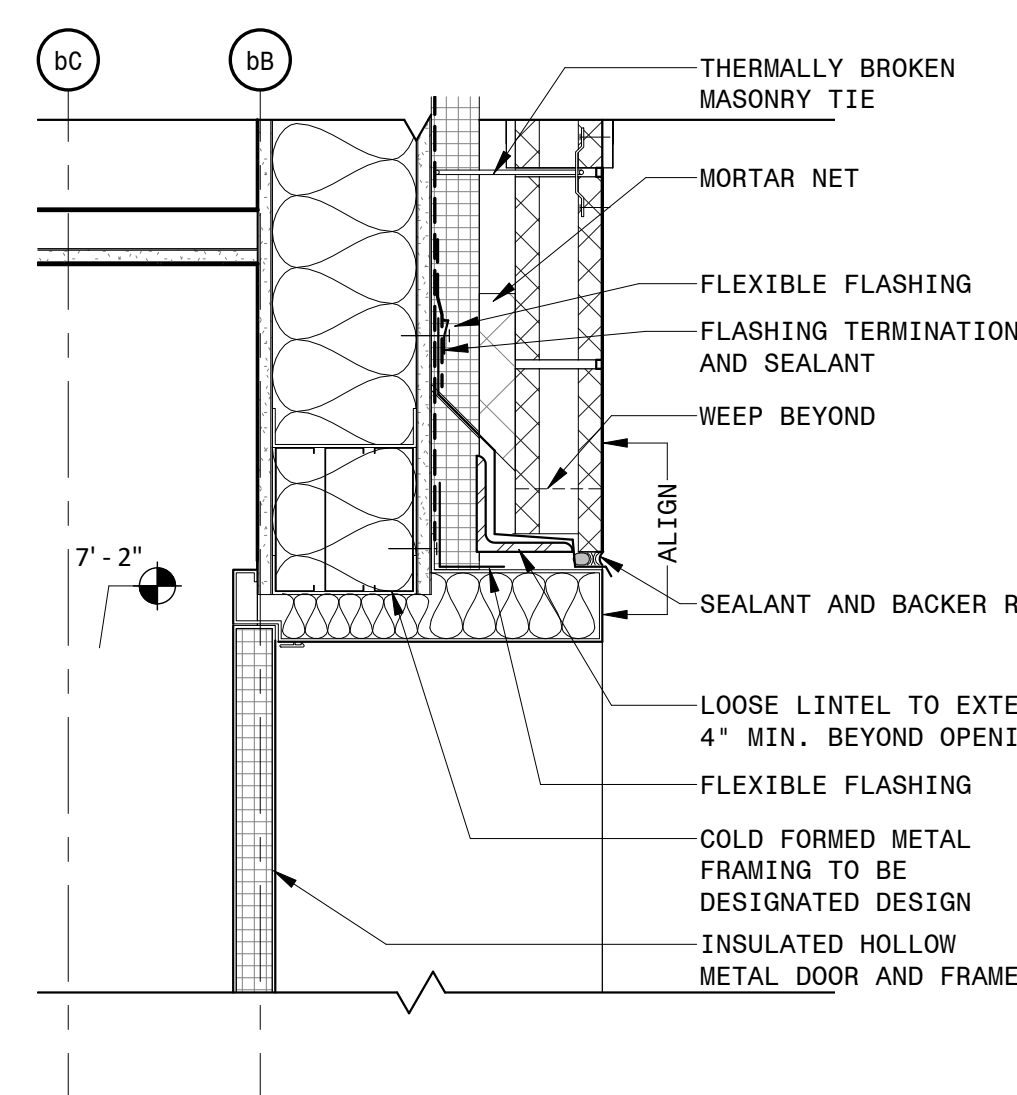
9 SECTION DETAIL AT NORTH FACADE CANOPY
1 1/2" = 1'-0"

8 TYPICAL SECTION DETAIL AT NORTH FACADE CANTILEVER
1 1/2" = 1'-0"

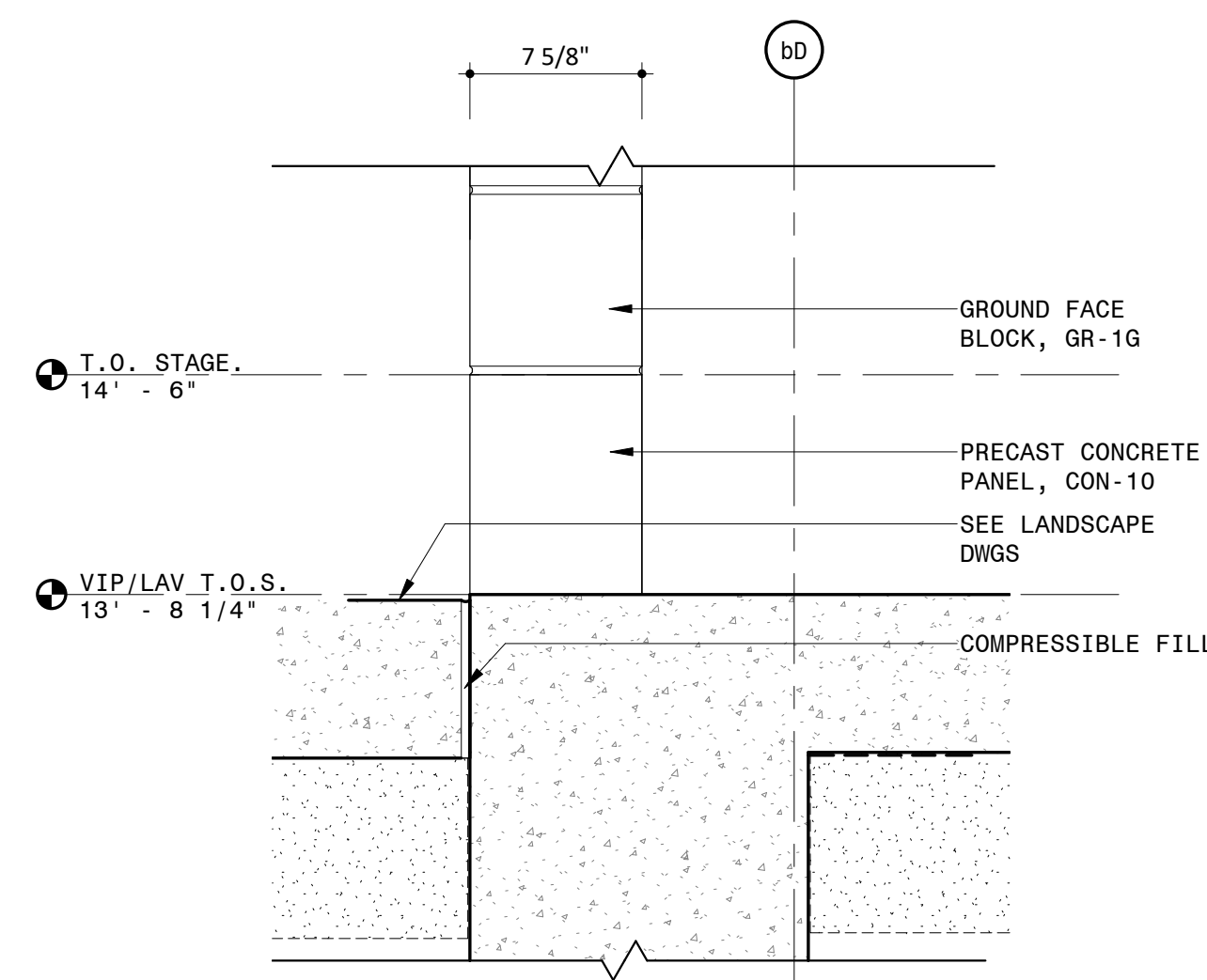


6 DOOR HEAD DETAIL AT DOORS 147 & 148
1 1/2" = 1'-0"

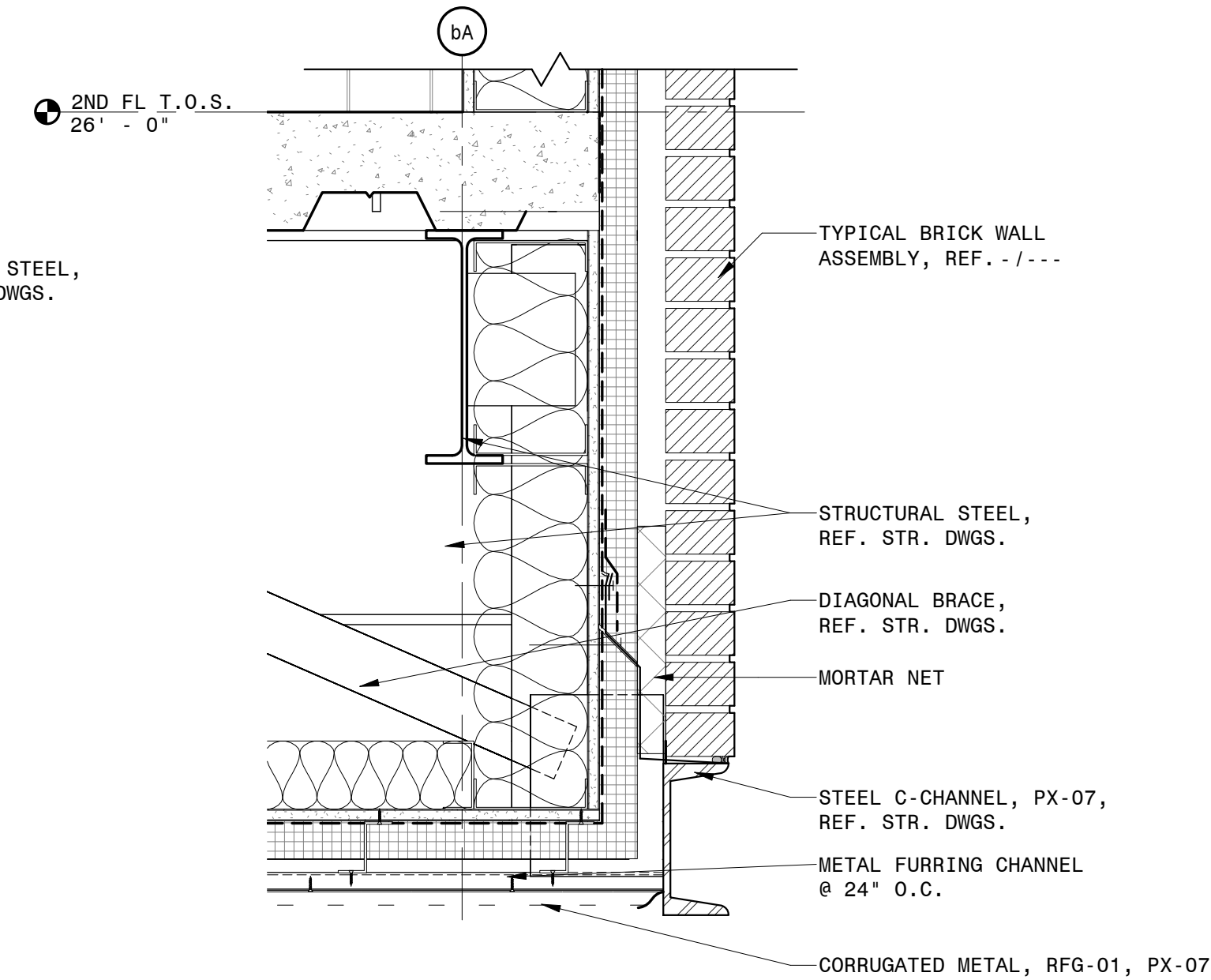
5 SECTION DETAIL AT LAVATORY VESTIBULE CEILING
1 1/2" = 1'-0"



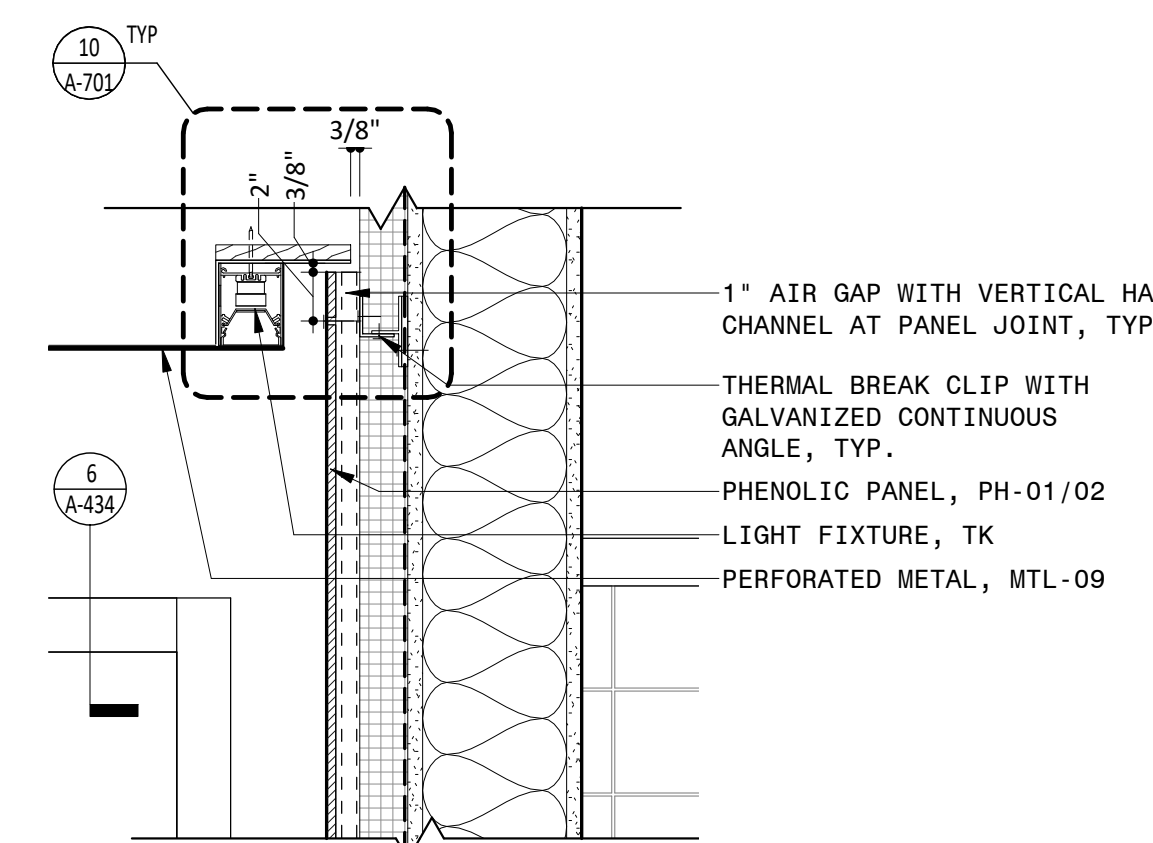
4 TYPICAL DOOR HEAD DETAIL AT NORTH FACADE
1 1/2" = 1'-0"



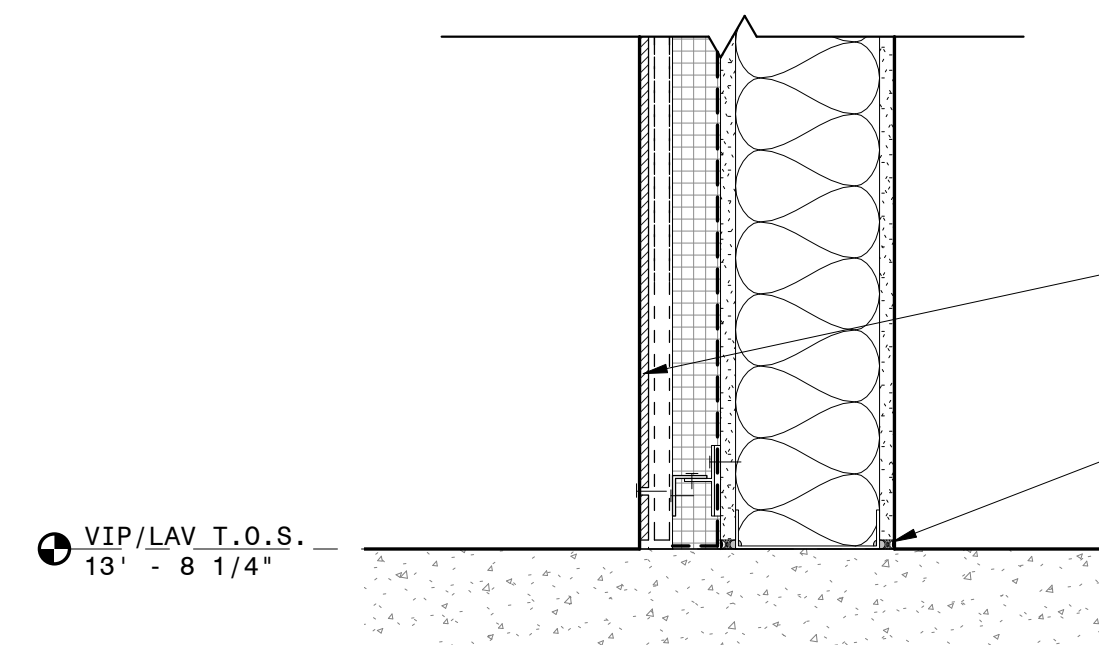
2 SECTION DETAIL AT STAGE BUILDING LAV VESTIBULE ENTRY
1 1/2" = 1'-0"



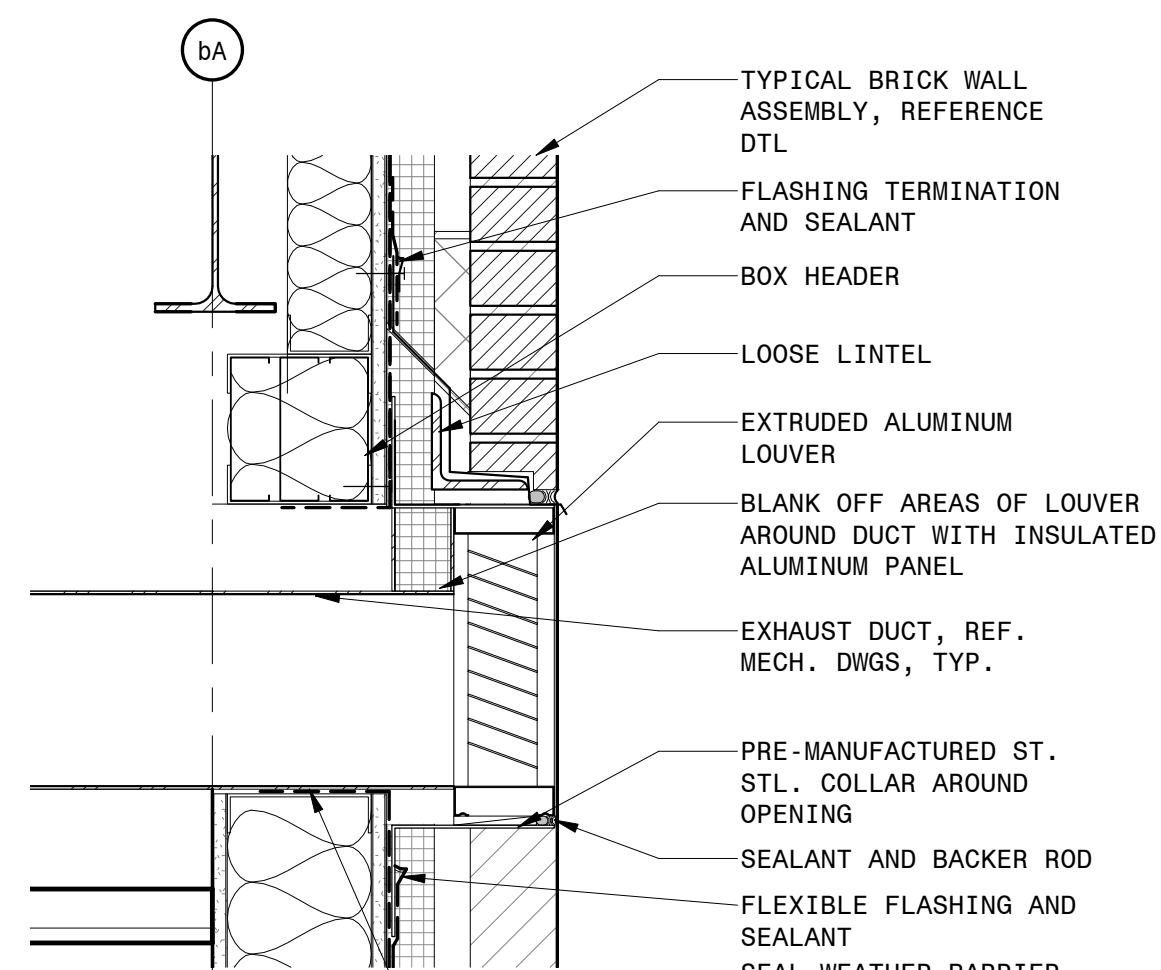
7 TYPICAL DETAIL AT NORTH FACADE CANTILEVER END
1 1/2" = 1'-0"



3 SECTION DETAIL AT LAVATORY VESTIBULE WALL PANEL TOP
1 1/2" = 1'-0"



1 SECTION DETAIL AT LAVATORY VESTIBULE WALL PANEL BASE
1 1/2" = 1'-0"



10 TYPICAL DETAIL AT STAGE BUILDING EXHAUST LOUVER
1 1/2" = 1'-0"

NOTES

LEGEND

Approved Construction Plan

Name Date

Planning _____

Traffic _____

Fire _____

PROJECT INFORMATION

NORTH WATERFRONT PARK

10 COWAN STREET
WILMINGTON, NORTH CAROLINA

CITY OF WILMINGTON
Community Services Department
PO Box 1810, Wilmington, North Carolina 28402
City of Wilmington Project Code 3CPKR1860

Landscape Architecture = L
HARGREAVES JONES
180 Varick Street, Suite 204, New York, NY 10014
www.hargreavesjonesla.com
NC License #C-513

Architecture = A
SAGE & COOMBE ARCHITECTS
12-15 Vestry Street, 5th Floor, New York, NY 10013
www.sageandcoombe.com

Acoustic/Theater/AV = AT
A&P.P.C.
77 Water Street, New York NY 10015
www.anup.com

Civil Engineering = C
Structural Engineering = S
Geotechnical Engineering = G
STEWART
223 S. West Street, Suite 1100, Raleigh, NC 27603
www.stewartinc.com
NC License #C-1051

Environmental Engineering = EE
SOIL & ENVIRONMENTAL CONSULTANTS, PA
9414 G Falls of Neuse Road, Suite 104, Raleigh, NC 27615
www.sandec.com

EAGLE RESOURCES
215 West Moore Street, Southport, NC 28461
www.eagleresources.com

Irrigation = I
CLARK IRRIGATION DESIGN & CONSULTING, INC
P.O. Box 855, Lenoir, GA 30553
www.clarkirrigationdesign.com

Landscape Soil = LS
LANDIS, PLLC
3908 Bentley Brook Dr, Raleigh, NC 2761 2
www.landispc.com

Mechanical Engineering = M
Electrical Engineering = E
Plumbing Engineering = P
Fire Protection = FP
CHEATHAM & ASSOCIATES , PA
3412 Enterprise Drive, Wilmington NC 28405
www.cheathamspa.com
NC License #C-1073

Marine Structural Engineering = SM
ANDREW CONSULTING ENGINEERS
381 P Reschurch Avenue, Suite 300, Wilmington, NC 28403
www.andrewengineers.com

Water Fountain Design = WF
DELTA FOUNTAINS
64 Columbia Park Dr., Suite 4, Jacksonville, FL32258
www.deltafountains.com

Lighting Design = EL
TILLOTSON DESIGN ASSOCIATES
40 North Street, Room 703, New York NY 10013
www.til提高sondesign.com

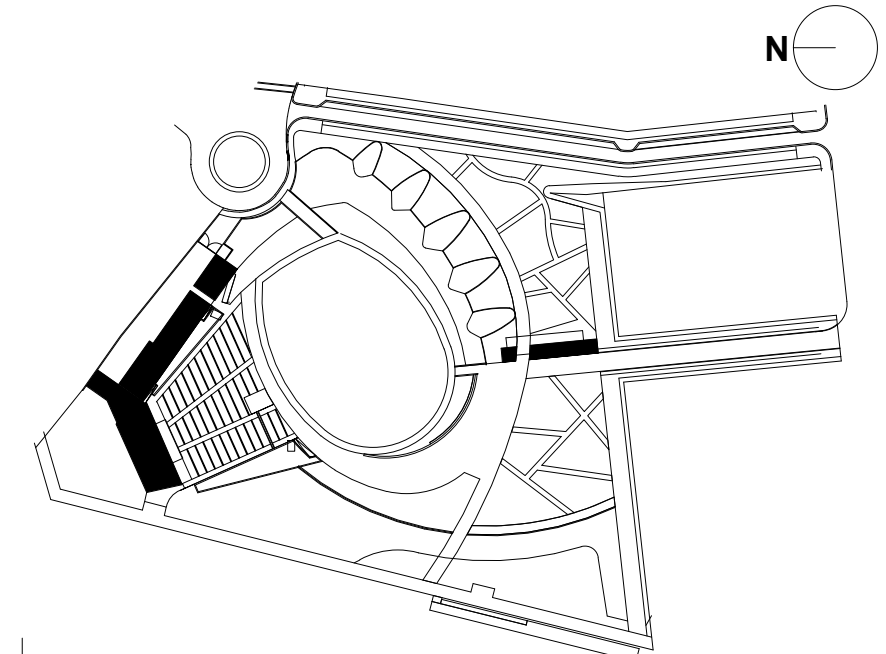
SEAL/SIGNATURE



ISSUE/REVISION

[illegible]

KEY MAP



SHEET INFORMATION

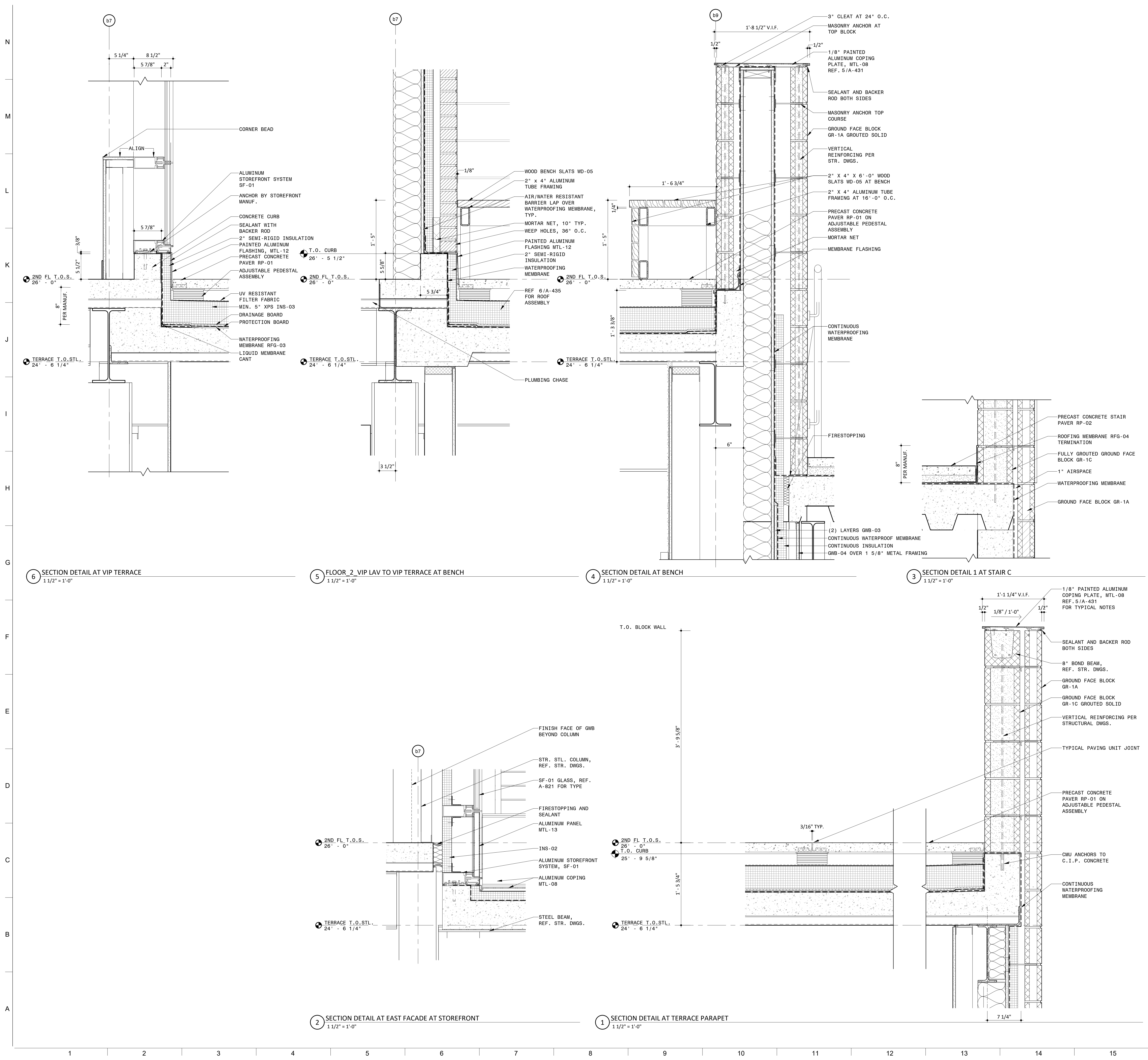
Project No.: NWP 1701
 Drawn By: CP
 Checked By: PC DWH
 Date: 12/04/2019
 Scale: 1 1/2" = 1'-0"

SHEET TITLE

ARCHITECTURE EXTERIOR SECTION DETAILS - STAGE BUILDING

SHEET NO

A-434-P3



NOTES

LEGEND

PROJECT INFORMATION

NORTH WATERFRONT PARK

10 COWAN STREET
WILMINGTON, NORTH CAROLINA

CITY OF WILMINGTON
Community Services Department
PO Box 1810, Wilmington, North Carolina 28402
City of Wilmington Project Code 3CPRK1860

Landscape Architecture = L
HARGREAVES JONES
180 Varick Street, Suite 204, New York, NY 10014
www.hargreavesjonesla.com
NC License #C-513

Architecture = A
SAGE & COOMBE ARCHITECTS
12-16 Vestry Street, 5th Floor, New York, NY 10013
www.sageandcoombe.com

Acoustic/Theater/AV = AT
OAP.P.C
77 Water Street, New York NY 10015
www.anup.com

Civil Engineering = C
Structural Engineering = S
Geotechnical Engineering = G
STEWART
223 S. West Street, Suite 1100, Raleigh, NC 27603
www.stewartinc.com
NC License #C-1051

Environmental Engineering = EE
SOIL & ENVIRONMENTAL CONSULTANTS, PA
8412 Falls of Neuse Road, Suite 104, Raleigh, NC 27615
www.sandec.com

Irrigation = I
CLARK IRRIGATION DESIGN & CONSULTING, INC
P.O. Box 693, Lenoir, NC 28543
www.clarkirrigationdesign.com

Landscape Soil = LS
LANDIS, PLLC
3808 Bentley Brook Dr. Raleigh, NC 27612
www.landispllc.com

Mechanical Engineering = M
Electrical Engineering = E
Plumbing Engineering = P
Fire Protection = FF
CHEATHAM & ASSOCIATES, PA
3412 Enterprise Drive, Wilmington NC 28405
www.cheathamna.com
NC License #C-1073

Marine Structural Engineering = SM
ANDREW CONSULTING ENGINEERS
3811 Peachtree Avenue, Suite 300, Wilmington, NC 28403
www.andrewengineers.com

Water Fountain Design = WF
DELTA FOUNTAINS
11494 Columbia Park Dr. W., Suite 4, Jacksonville, FL 32258
www.deltafountains.com

Lighting Design = EL
LILLOTSON DESIGN ASSOCIATES
40 Worth Street, Room 703, New York NY 10013
www.lillotsondesign.com

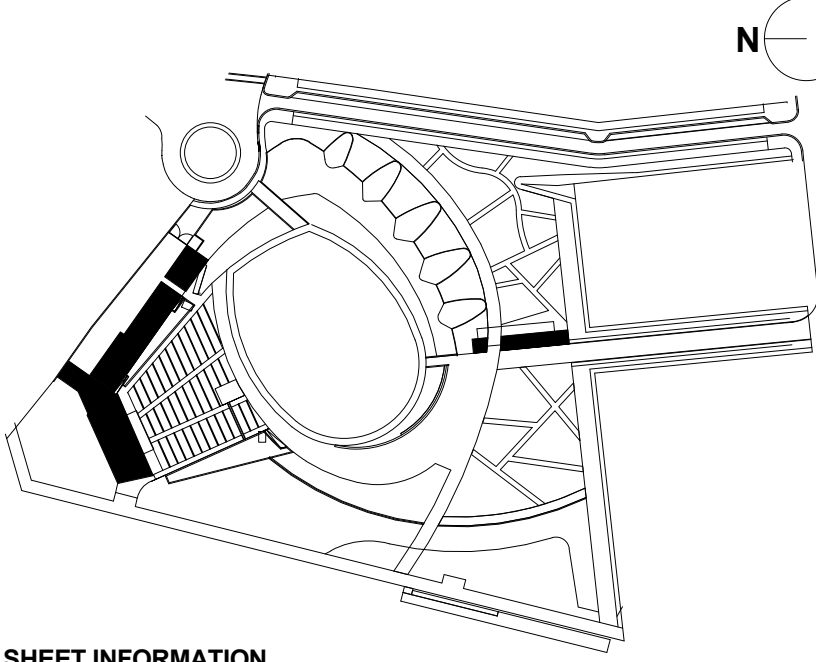
SEAL/SIGNATURE

PROGRESS SET
NOT FOR CONSTRUCTION

ISSUE/REVISIONS

| NO. | DESCRIPTION | DATE |
|-----|------------------------------------|------------|
| 1 | 80% CONSTRUCTION DOCUMENTS P3 | 07/26/2019 |
| 2 | 95% CONSTRUCTION DOCUMENTS P3 & P4 | 12/04/2019 |
| | | |
| | | |
| | | |
| | | |
| | | |
| | | |
| | | |
| | | |

KEY MAP



SHEET INFORMATION

Project No.: NWP 1701
Drawn By: CP LWA
Checked By: PC DWH
Date: 12/04/2019
Scale: 1 1/2" = 1'-0"

SHEET TITLE

**ARCHITECTURE EXTERIOR
SECTION DETAILS - STAGE
BUILDING**

SHEET NO.

A-435-P3

Approved Construction Plan
Name Date

Planning _____
Traffic _____
Fire _____

N

M

L

K

J

I

H

G

F

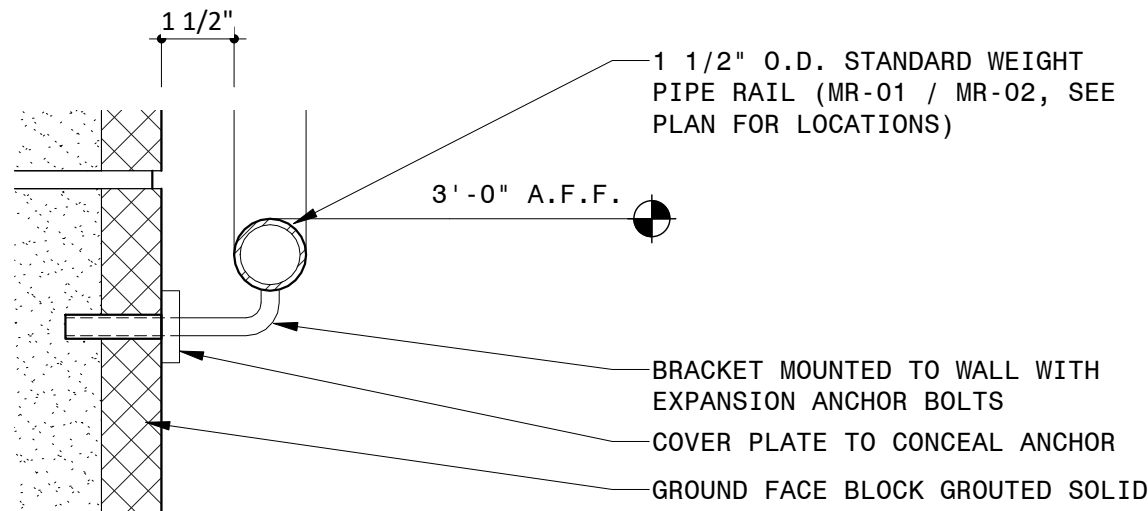
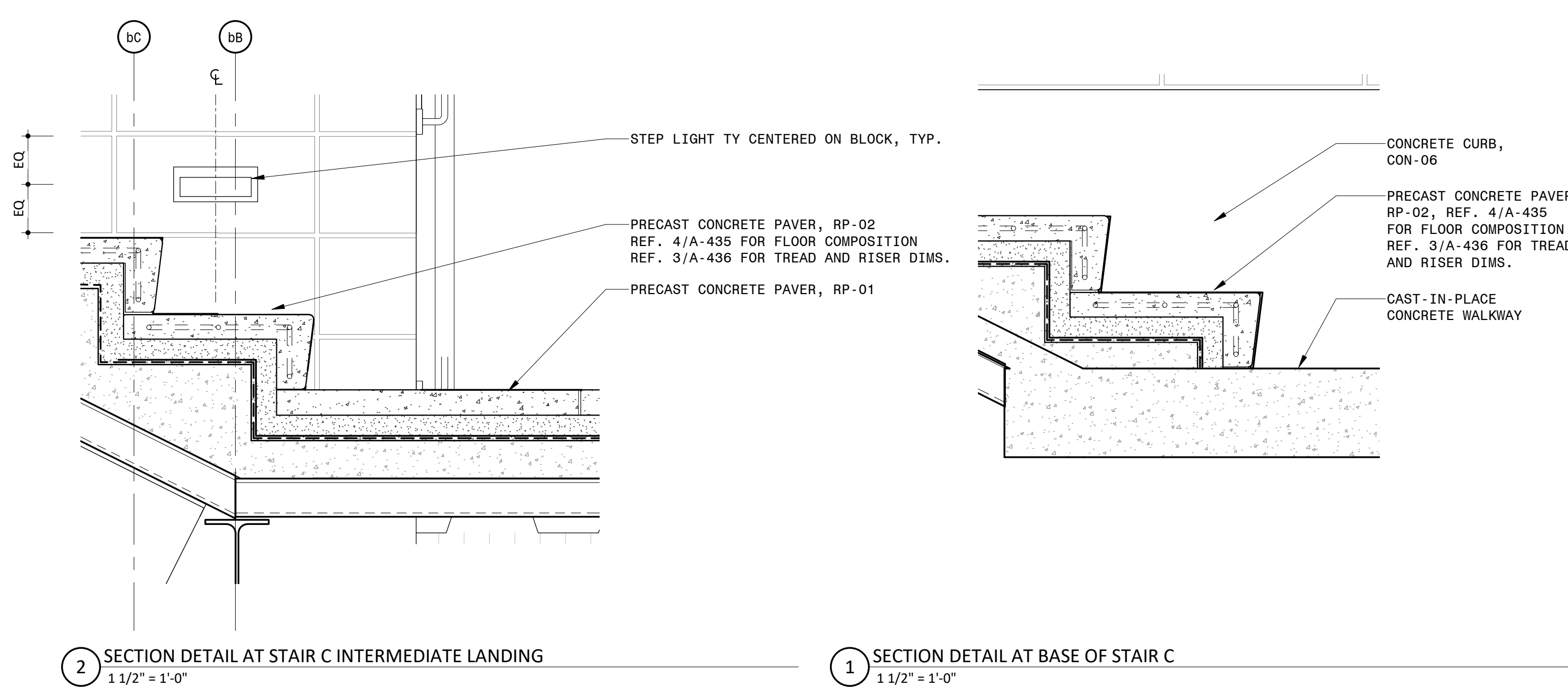
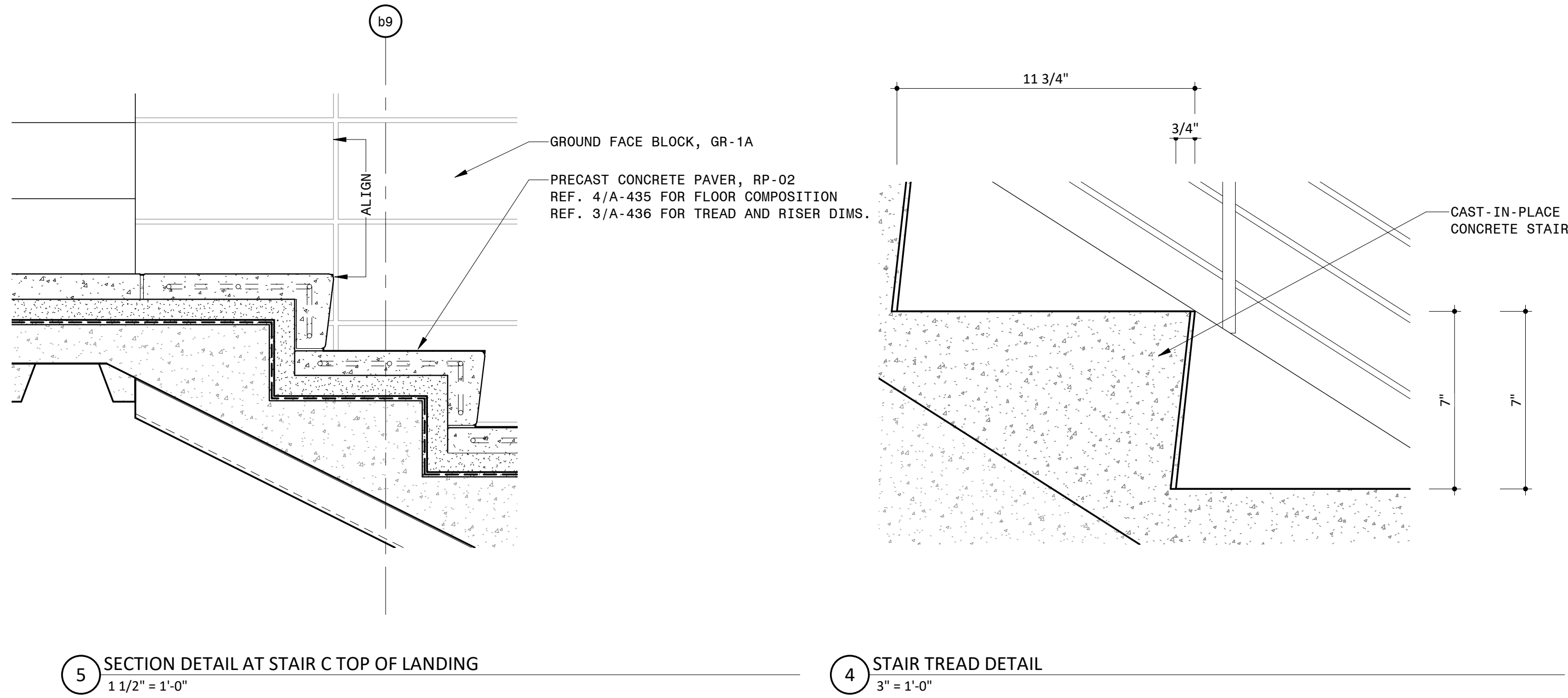
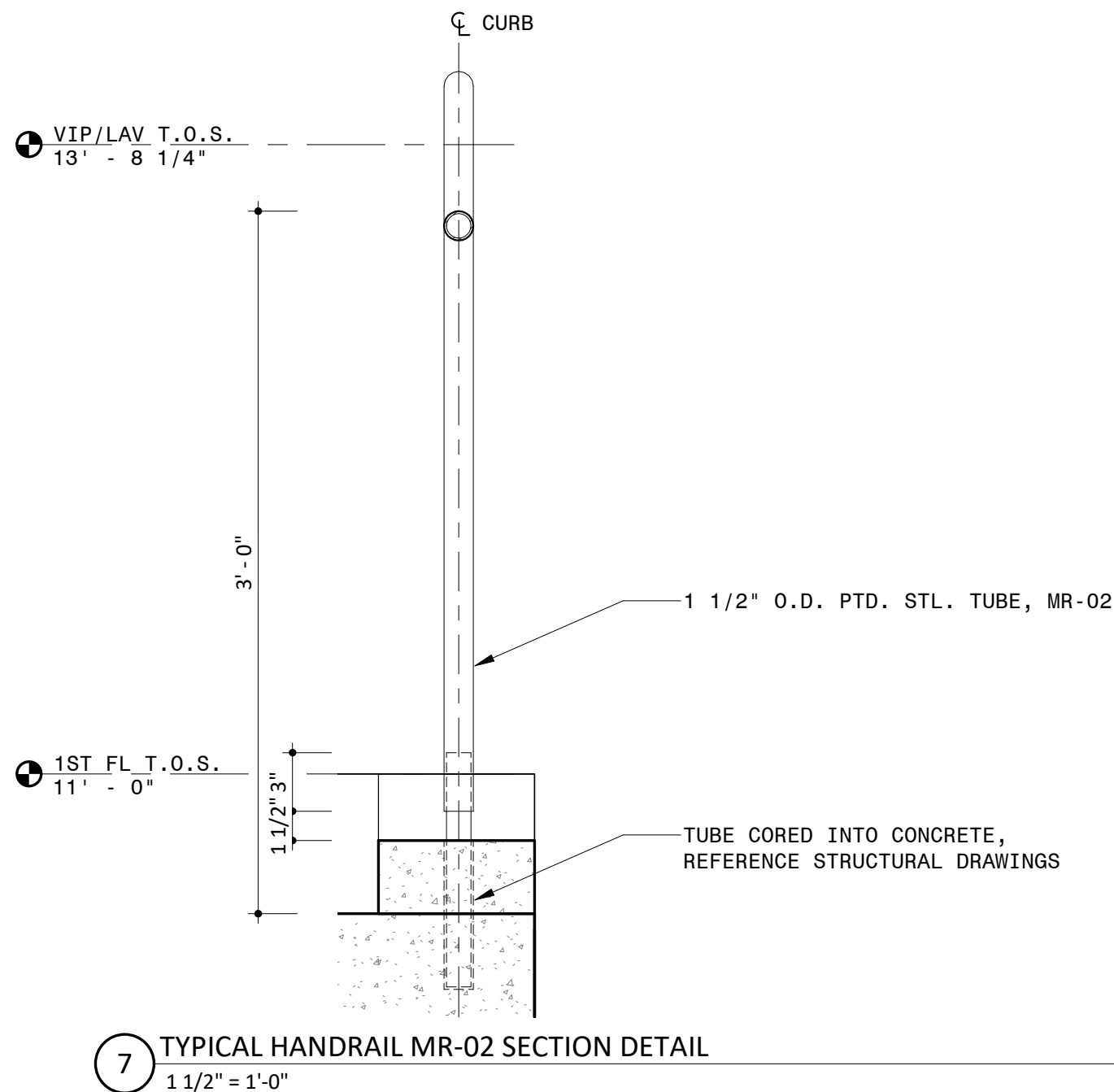
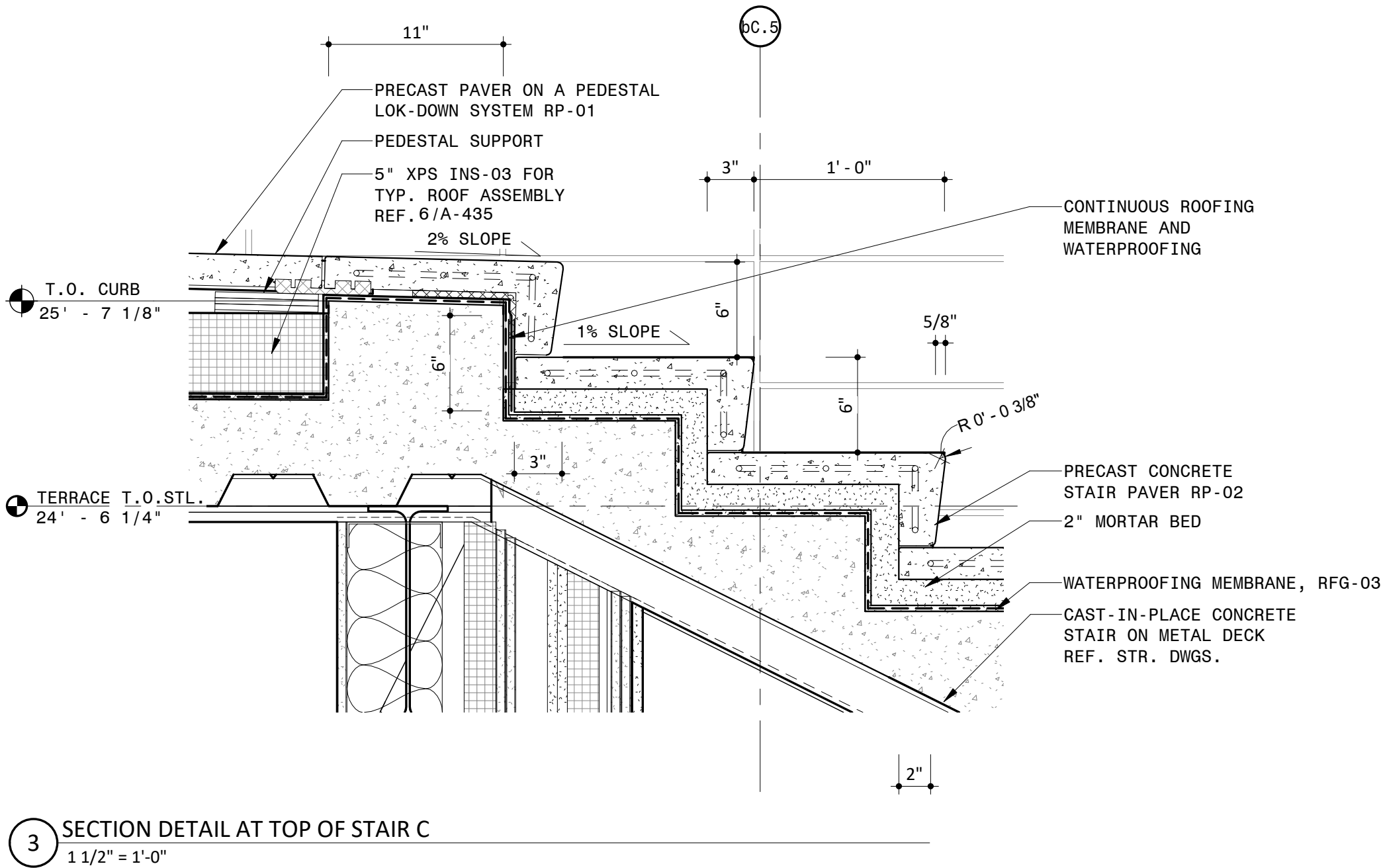
E

D

C

B

A



NOTES

LEGEND

Approved Construction Plan

Name Date

Planning _____

Traffic _____

Fire _____

PROJECT INFORMATION

NORTH WATERFRONT PARK

10 COWAN STREET
WILMINGTON, NORTH CAROLINA

CITY OF WILMINGTON
Community Services Department
PO Box 1810, Wilmington, North Carolina 28402
City of Wilmington Project Code 3CPRK1860

Landscape Architecture = L
HARGREAVES JONES
180 Varick Street, Suite 204, New York, NY 10014
www.hargreavesjonesla.com
NC License #C-513

Architecture = A
SAGE & COOMBE ARCHITECTS
12-16 Vesny Street, 5th Floor, New York, NY 10013
www.sageandcoombe.com

Acoustic/Theater/AV = AT
OAP.P.C.
77 Water Street, New York NY 10015
www.anup.com

Civil Engineering = C
Structural Engineering= S
Geotechnical Engineering = G
STEWART
223 S. West Street, Suite 1100, Raleigh, NC 27603
www.stewartinc.com
NC License #C-1051

Environmental Engineering = EE
SOIL & ENVIRONMENTAL CONSULTANTS, PA
8412 Falls of Neuse Road, Suite 104, Raleigh, NC 27615
www.sandec.com
EAGLE RESOURCES
215 West Moore Street, Southport, NC 28461
www.eagleresources.com

Irrigation= I
CLARK IRRIGATION DESIGN & CONSULTING, INC
P.O. Box 693, Lenoir, GA 30553
www.clarkirrigationdesign.com

Landscape Soil = LS
LANDIS, PLLC
3808 Bentley Brook Dr. Raleigh, NC 2761 2
www.landispllc.com

Mechanical Engineering = M
Electrical Engineering = E
Plumbing Engineering = P
Fire Protection = FF
CHEATHAM & ASSOCIATES , PA
3412 Enterprise Drive, Wilmington NC 28405
www.cheathamga.com
NC License #C-1073

Marine Structural Engineering = SM
ANDREW CONSULTING ENGINEERS
3811 Peachtree Avenue, Suite 300, Wilmington, NC 28403
www.andrewengineers.com

Water Fountain Design = WF
DELTA FOUNTAINS
11494 Columbia Park Dr. W., Suite 4, Jacksonville, FL 32258
www.deltafountains.com

Lighting Design = EL
LILLOTSON DESIGN ASSOCIATES
40 Worth Street, Room 703, New York NY 10013
www.lillotsondesign.com

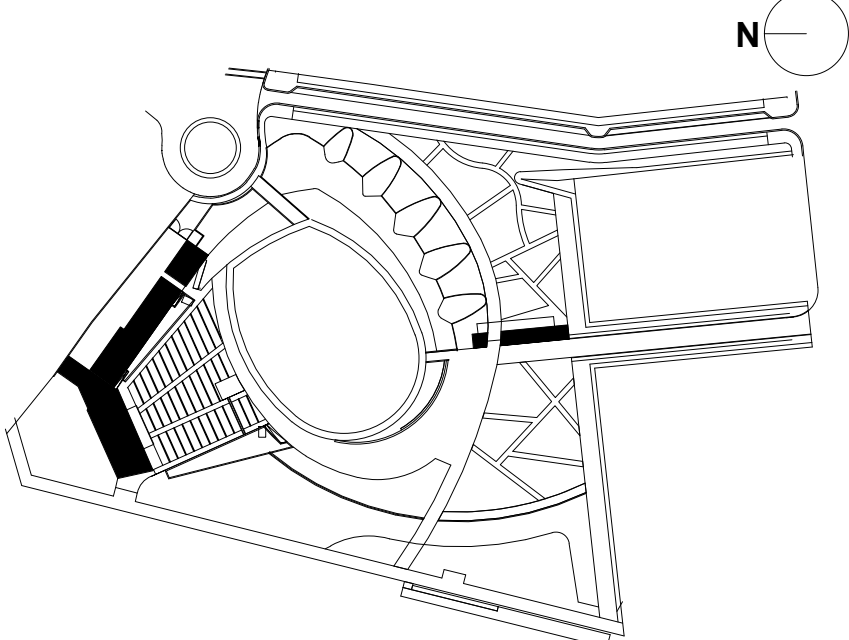
SEAL/SIGNATURE

PROGRESS SET
NOT FOR CONSTRUCTION

ISSUE/REVISIONS

| NO. | DESCRIPTION | DATE |
|-----|------------------------------------|------------|
| 1 | 95% CONSTRUCTION DOCUMENTS P3 & P4 | 12/04/2019 |
| | | |
| | | |
| | | |
| | | |
| | | |
| | | |
| | | |
| | | |
| | | |

KEY MAP



SHEET INFORMATION

Project No.: NWP 1701
Drawn By: LWA
Checked By: PC DWH
Date: 12/04/2019
Scale: As indicated

SHEET TITLE

ARCHITECTURE EXTERIOR STAIR & RAILING DETAILS - STAGE BUILDING

SHEET NO.

A-436-P3

NORTH WATERFRONT PARK

CITY OF WILMINGTON
Community Services Department
PO Box 1810, Wilmington, North Carolina 28402
City of Wilmington Project Code 3CPRK1860

Landscape Architecture = L
HARGREAVES JONES
 180 Varick Street, Suite 204, New York, NY 10014
www.hargreavesjonesla.com
 NC License #C-513

Architecture = A
SAGE & COOMBE ARCHITECTS
12-16 Vestry Street, 5th Floor, New York, NY 10013
www.sageandcoombe.com

Acoustic/Theater/AV = AT
O.A.P.P.C.
 77 Water Street, New York NY 10015
www.arup.com

Civil Engineering = C
Structural Engineering= S
Geotechnical Engineering = G
STEWART
223 S. West Street, Suite 1100, Raleigh, NC 27603
www.stewartinc.com
NC License #C-1051

Environmental Engineering = EE
SOIL & ENVIRONMENTAL CONSULTANTS, PA
 8412 Falls of Neuse Road, Suite 104, Raleigh, NC 27615
www.sandec.com
EAGLE RESOURCES
 215 West Moore Street, Southport, NC 28461
www.eagleresources.com

Irrigation= I
CLARK IRRIGATION DESIGN & CONSULTING, INC.
P.O. Box 693, Lavonia, GA 30553
www.clarkirrigationdesign.com

Landscape Soil = LS
LANDIS, PLLC
3908 Bentley Brook Dr. Raleigh, NC 27612
www.landispllc.com

Mechanical Engineering = M
Electrical Engineering = E
Plumbing Engineering = P
Fire Protection = FP
CHEATHAM & ASSOCIATES , PA
3412 Enterprise Drive, Wilmington NC 28405
www.cheatham-pa.com
NC License #C-1073

Marine Structural Engineering = SM
ANDREW CONSULTING ENGINEERS
 3811 Peachtree Avenue, Suite 300, Wilmington, NC 28403
www.andrewengineers.com

Water Fountain Design = WF
DELTA FOUNTAINS
 11494 Columbia Park Dr. W., Suite 4, Jacksonville, FL 3225
www.deltafountains.com

Lighting Design = EL
TILLOTSON DESIGN ASSOCIATES
40 Worth Street, Room 703, New York NY 10013
www.tillotsondesign.com




JENNIFER C. SAGEE
 REGISTERED
 PROFESSOR
 2015
 NORTH CAROLINA

Drawn By: LWA

Date: 12/04/20

Name _____ Date _____



NOTES

- GENERAL NOTES**
- DO NOT SCALE DRAWINGS FOR DIMENSIONS. ADDITIONAL INFORMATION MAY BE SHOWN ON THE FLOOR PLANS, DETAIL PLANS, ELEVATIONS, SECTIONS, DETAIL SCHEDULES AND SPECIFICATIONS.
 - REFER TO SHEET G-001 FOR TYPICAL NOTES, LEGENDS, SYMBOLS & DIMENSIONING STANDARDS.
 - REFER TO SHEET A-831 FOR MATERIAL ABBREVIATION LEGEND.
 - FOR ADDITIONAL INFORMATION REFER TO STRUCTURAL, MECHANICAL, ELECTRICAL AND PLUMBING DRAWINGS.
 - REFERENCE LANDSCAPE & CIVIL DRAWINGS FOR GRADING AND MATERIALS.
 - FOR LIGHT FIXTURE SCHEDULE, REFERENCE ELECTRICAL DRAWING E-300.
 - REFER TO SHEET A-601 FOR GENERAL MOUNTING HEIGHTS OF FIXTURES AND FITTINGS.

LEGEND

REFERENCE A-831/A-832 FOR SPECIFICATION SECTION

| | |
|----------|-----------------------------|
| (ACT-XX) | ACOUSTIC CEILING TILE |
| (A-XX) | BATHROOM ACCESSORIES |
| (BA-XX) | BULLET RESISTANT ASSEMBLIES |
| (BR-XX) | BRICK |
| (CON-XX) | CONCRETE |
| (CT-XX) | CERAMIC TILE |
| (EF-XX) | EPOXY FLOORING & BASE |
| (EQ-XX) | EQUIPMENT |
| (F-XX) | FIXTURES |
| (GC-XX) | GLAZED CANOPY |
| (GL-XX) | GLASS |
| (GR-XX) | GROUND FACE BLOCK |
| (GWB-XX) | GYPSUM WALL BOARD |
| (INS-XX) | INSULATION |
| (LVT-XX) | LUXURY VINYL TILE |
| (MF-XX) | METAL FENCING |
| (MR-XX) | METAL RAILING |
| (MTL-XX) | SHEET METAL |
| (PH-XX) | PHENOLIC RESIN |
| (PL-XX) | PLASTIC LAMINATE |
| (PT-XX) | PAINT |
| (PX-XX) | HIGH PERFORMANCE COATING |
| (RB-XX) | RUBBER BASE |
| (RFG-XX) | ROOFING |
| (RP-XX) | ROOF PAVERS |
| (SF-XX) | STOREFRONT |
| (SS-XX) | SOLID SURFACE |
| (STS-XX) | STAINLESS STEEL |
| (WD-XX) | WOOD |

PROJECT INFORMATION

NORTH WATERFRONT PARK

10 COWAN STREET
WILMINGTON, NORTH CAROLINA

CITY OF WILMINGTON
Community Services Department
PO Box 1810, Wilmington, North Carolina 28402
City of Wilmington Project Code 3CPRK1860

Landscape Architecture = L
HARGREAVES JONES
180 Varick Street, Suite 204, New York, NY 10014
www.hargreavesjonesla.com
NC License #C-513

Architecture = A
SAGE & COOMBE ARCHITECTS
12-15 Vesny Street, 5th Floor, New York, NY 10013
www.sageandcoombe.com

Acoustic/Theater/AV = AT
OAP.P.C
77 Water Street, New York NY 10015
www.anup.com

Civil Engineering = C
Structural Engineering = S
Geotechnical Engineering = G
STEWART
223 S. West Street, Suite 1100, Raleigh, NC 27603
www.stewartinc.com
NC License #C-1051

Environmental Engineering = EE
SOIL & ENVIRONMENTAL CONSULTANTS, PA
8412 Falls of Neuse Road, Suite 104, Raleigh, NC 27615
www.sandec.com
EAGLE RESOURCES
215 West Moore Street, Southport, NC 28461
www.eagleresources.com

Irrigation = I
CLARK IRRIGATION DESIGN & CONSULTING, INC.
P.O. Box 693, Lenoir, NC 28553
www.clarkirrigationdesign.com

Landscape Soil = LS
LANDIS, PLLC
3808 Bentley Brook Dr. Raleigh, NC 27612
www.landispllc.com

Mechanical Engineering = M
Electrical Engineering = E
Plumbing Engineering = P
Fire Protection = FP
CHEATHAM & ASSOCIATES, PA
3412 Enterprise Drive, Wilmington NC 28405
www.cheathamga.com
NC License #C-1073

Marine Structural Engineering = SM
ANDREW CONSULTING ENGINEERS
3811 Peachtree Avenue, Suite 300, Wilmington, NC 28403
www.andrewengineers.com

Water Fountain Design = WF
DELTA FOUNTAINS
11494 Columbia Park Dr. W., Suite 4, Jacksonville, FL 32258
www.deltafountains.com

Lighting Design = EL
TILLOTSON DESIGN ASSOCIATES
40 Worth Street, Room 703, New York NY 10013
www.tilotsondesign.com

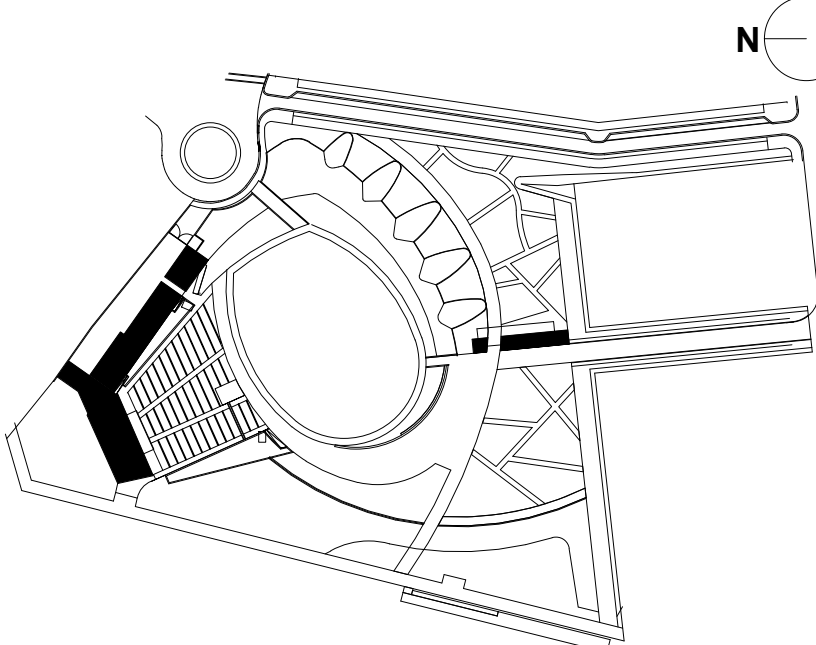
SEAL/SIGNATURE

PROGRESS SET
NOT FOR CONSTRUCTION

ISSUE/REVISIONS

| NO. | DESCRIPTION | DATE |
|-----|------------------------------------|------------|
| 1 | 80% CONSTRUCTION DOCUMENTS P3 | 07/26/2019 |
| 2 | 95% CONSTRUCTION DOCUMENTS P3 & P4 | 12/04/2019 |
| | | |
| | | |
| | | |
| | | |
| | | |
| | | |
| | | |
| | | |

KEY MAP



SHEET INFORMATION

Project No.: NWP 1701
Drawn By: MH
Checked By: PC/DWH
Date: 12/04/2019
Scale: As indicated

SHEET TITLE

ARCHITECTURE BRICK
PATTERN TYPES - STAGE
BUILDING

SHEET NO.

A-441-P3

Approved Construction Plan

Name Date

Planning _____
Traffic _____
Fire _____

N

M

L

K

J

I

H

G

F

E

D

C

B

A

4 BRICK PATTERN C ELEVATION
3/4" = 1'-0"

3 BRICK PATTERN AT NORTH FACADE
1 1/2" = 1'-0"

2 BRICK PATTERN C ELEVATION BLOWUP
1 1/2" = 1'-0"

1 TYPICAL BLOCK STACKED PATTERN
1 1/2" = 1'-0"

NOTES

GENERAL NOTES

- DO NOT SCALE DRAWINGS FOR DIMENSIONS. ADDITIONAL INFORMATION MAY BE SHOWN ON THE FLOOR PLANS, DETAIL PLANS, ELEVATIONS, SECTIONS, DETAIL SCHEDULES AND SPECIFICATIONS.
- REFER TO SHEET G-001 FOR TYPICAL NOTES, LEGENDS, SYMBOLS & DIMENSIONING STANDARDS.
- REFER TO SHEET A-831 FOR MATERIAL ABBREVIATION LEGEND.
- FOR ADDITIONAL INFORMATION REFER TO STRUCTURAL, MECHANICAL, ELECTRICAL AND PLUMBING DRAWINGS.
- REFERENCE LANDSCAPE & CIVIL DRAWINGS FOR GRADING AND MATERIALS.
- FOR LIGHT FIXTURE SCHEDULE, REFERENCE ELECTRICAL DRAWING E-300.
- REFER TO SHEET A-601 FOR GENERAL MOUNTING HEIGHTS OF FIXTURES AND FITTINGS

LEGEND

REFERENCE A-831/A-832 FOR SPECIFICATION SECTION

| | |
|----------|-----------------------------|
| (ACT-XX) | ACOUSTIC CEILING TILE |
| (A-XX) | BATHROOM ACCESSORIES |
| (BA-XX) | BULLET RESISTANT ASSEMBLIES |
| (BR-XX) | BRICK |
| (CON-XX) | CONCRETE |
| (CT-XX) | CERAMIC TILE |
| (EF-XX) | EPOXY FLOORING & BASE |
| (EQ-XX) | EQUIPMENT |
| (F-XX) | FIXTURES |
| (GC-XX) | GLAZED CANOPY |
| (GL-XX) | GLASS |
| (GR-XX) | GROUND FACE BLOCK |
| (GWB-XX) | GYPSUM WALL BOARD |
| (INS-XX) | INSULATION |
| (LVT-XX) | LUXURY VINYL TILE |
| (MF-XX) | METAL FENCING |
| (MR-XX) | METAL RAILING |
| (MTL-XX) | SHEET METAL |
| (PH-XX) | PHENOLIC RESIN |
| (PL-XX) | PLASTIC LAMINATE |
| (PT-XX) | PAINT |
| (PX-XX) | HIGH PERFORMANCE COATING |
| (RB-XX) | RUBBER BASE |
| (RFG-XX) | ROOFING |
| (RP-XX) | ROOF PAVERS |
| (SF-XX) | STOREFRONT |
| (SS-XX) | SOLID SURFACE |
| (STS-XX) | STAINLESS STEEL |
| (WD-XX) | WOOD |

PROJECT INFORMATION

NORTH WATERFRONT PARK

10 COWAN STREET
WILMINGTON, NORTH CAROLINA

CITY OF WILMINGTON
Community Services Department
PO Box 1810, Wilmington, North Carolina 28402
City of Wilmington Project Code 3CPRK1860

Landscape Architecture = L
HARGREAVES JONES
160 Varick Street, Suite 204, New York, NY 10014
www.hargreavesjonesla.com
NC License #C-513

Architecture = A
SAGE & COOMBE ARCHITECTS
12-16 Vestry Street, 5th Floor, New York, NY 10013
www.sageandcoombe.com

Acoustic/Theater/AV = AT
OAP,P.C.
77 Water Street, New York NY 10015
www.anup.com

Civil Engineering = C
Structural Engineering = S
Geotechnical Engineering = G
STEWART
223 S. West Street, Suite 1100, Raleigh, NC 27603
www.stewartinc.com
NC License #C-1051

Environmental Engineering = EE
SOIL & ENVIRONMENTAL CONSULTANTS, PA
8412 Falls of Neuse Road, Suite 104, Raleigh, NC 27615
www.sandec.com
EAGLE RESOURCES
215 West Moore Street, Southport, NC 28461
www.eagleresources.com

Irrigation= I
CLARK IRRIGATION DESIGN & CONSULTING, INC
P.O. Box 693, Lavonia, GA 30553
www.clarkirrigationdesign.com

Landscape Soil = LS
LANDIS, PLLC
3608 Bentley Brook Dr. Raleigh, NC 2761 2
www.landapllc.com

Mechanical Engineering = M
Electrical Engineering = E
Plumbing Engineering = P
Fire Protection = FF
CHEATHAM & ASSOCIATES , PA
3412 Enterprise Drive, Wilmington NC 28405
www.cheathamga.com
NC License #C-1073

Marine Structural Engineering = SM
ANDREW CONSULTING ENGINEERS
3611 Peachtree Avenue, Suite 300, Wilmington, NC 28403
www.andrewengineers.com

Water Fountain Design = WF
DELTA FOUNTAINS
11494 Columbia Park Dr. W., Suite 4, Jacksonville, FL 32258
www.deltafountains.com

Lighting Design = EL
TILLOTSON DESIGN ASSOCIATES
40 Worth Street, Room 703, New York NY 10013
www.tilotsondesign.com

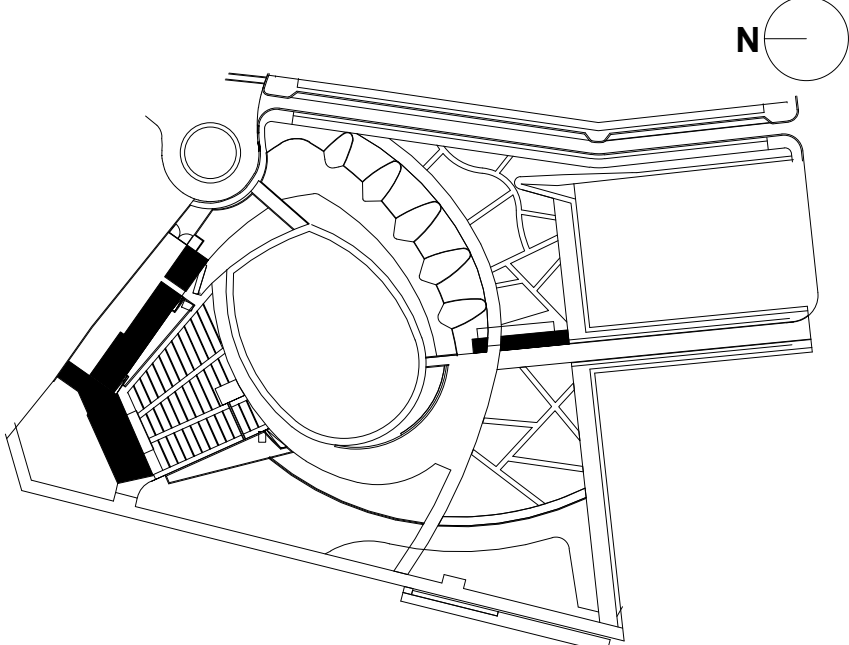
SEAL/SIGNATURE

PROGRESS SET
NOT FOR CONSTRUCTION

ISSUE/REVISIONS

| NO. | DESCRIPTION | DATE |
|-----|------------------------------------|------------|
| 1 | 95% CONSTRUCTION DOCUMENTS P3 & P4 | 12/04/2019 |
| | | |
| | | |
| | | |
| | | |
| | | |
| | | |
| | | |
| | | |
| | | |

KEY MAP



SHEET INFORMATION

Project No.: NWP 1701
Drawn By: MH
Checked By: PC DWH
Date: 12/04/2019
Scale: As indicated

SHEET TITLE

ARCHITECTURE BRICK
AND BLOCK PATTERN
TYPES - STAGE BUILDING

SHEET NO.

A-442-P3

Approved Construction Plan

Name Date

Planning _____
Traffic _____
Fire _____

NOTES

PROJECT INFORMATION

NORTH WATERFRONT PARK

10 COWAN STREET
WILMINGTON, NORTH CAROLINA

CITY OF WILMINGTON
Community Services Department
PO Box 1810, Wilmington, North Carolina 28402
City of Wilmington Project Code 3CPRK1860

Landscape Architecture = L
HARGREAVES JONES
 180 Varick Street, Suite 204, New York, NY 10014
www.hargreavesjonesla.com
 NC License #C-513

Architecture = A
SAGE & COOMBE ARCHITECTS
12-16 Vestry Street, 5th Floor, New York, NY 10013
www.sageandcoombe.com

Acoustic/Theater/AV = AT
OAP.P.C.
 77 Water Street, New York NY 10015
www.arup.com

Civil Engineering = C
Structural Engineering= S
Geotechnical Engineering = G
STEWART
223 S. West Street, Suite 1100, Raleigh, NC 27603
www.stewartinc.com
NC License #C-1051

Environmental Engineering = EE
SOIL & ENVIRONMENTAL CONSULTANTS, PA
 8412 Falls of Neuse Road, Suite 104, Raleigh, NC 27615
www.sandec.com
EAGLE RESOURCES
 215 West Moore Street, Southport, NC 28461
www.eagleresources.com

Irrigation= I
CLARK IRRIGATION DESIGN & CONSULTING, INC
P.O. Box 693, Lavonia, GA 30553
www.clarkirrigationdesign.com

Landscape Soil = LS
LANDIS, PLLC
3908 Bentley Brook Dr. Raleigh, NC 2761 2
www.landispllc.com

Mechanical Engineering = M
Electrical Engineering = E
Plumbing Engineering = P
Fire Protection = FP
CHEATHAM & ASSOCIATES , PA
3412 Enterprise Drive, Wilmington NC 28405
www.cheatham-pa.com
NC License #C-1073

Marine Structural Engineering = SM
ANDREW CONSULTING ENGINEERS
 3811 Peachtree Avenue, Suite 300, Wilmington, NC 28403
www.andrewengineers.com

Water Fountain Design = WF
DELTA FOUNTAINS
 11494 Columbia Park Dr. W., Suite 4, Jacksonville, FL 32256
www.deltafountains.com

Lighting Design = EL
TILLOTSON DESIGN ASSOCIATES
40 Worth Street, Room 703, New York NY 10013
www.tillotsondesign.com

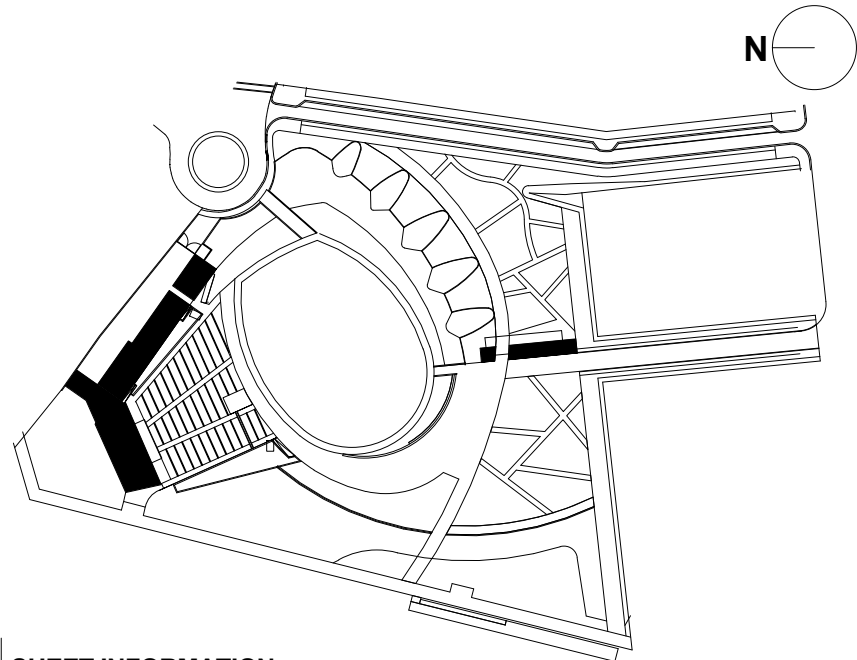
SEAL/SIGNATURE

PROGRESS SET
NOT FOR CONSTRUCTION

ISSUE/REVISION:

[illegible]

KEY MAP



SHEET INFORMATION

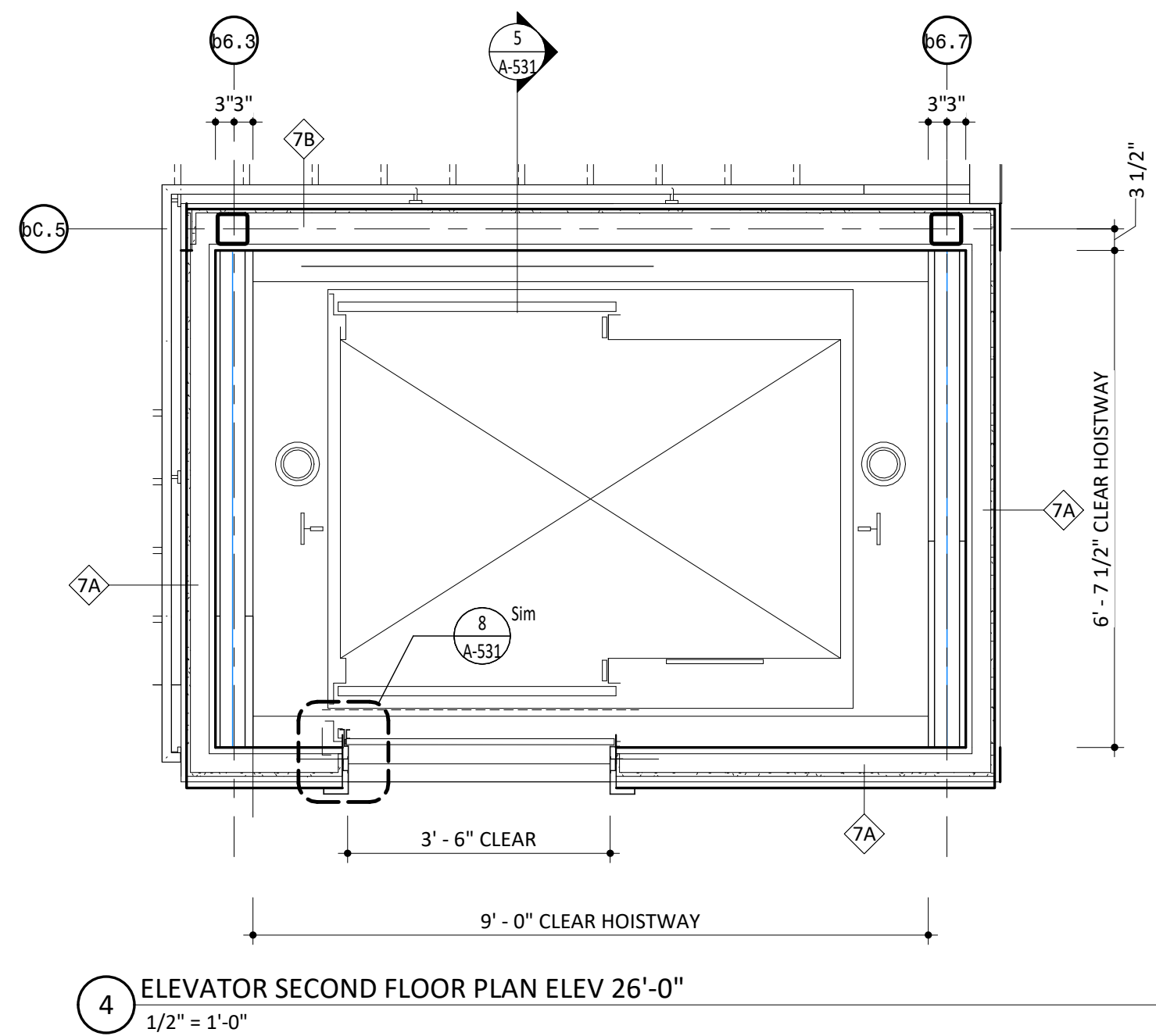
Project No.: NWP 1701
 Drawn By: LWA
 Checked By: PC DWH
 Date: 12/04/2019
 Scale: As indicated

SHEET TITLE

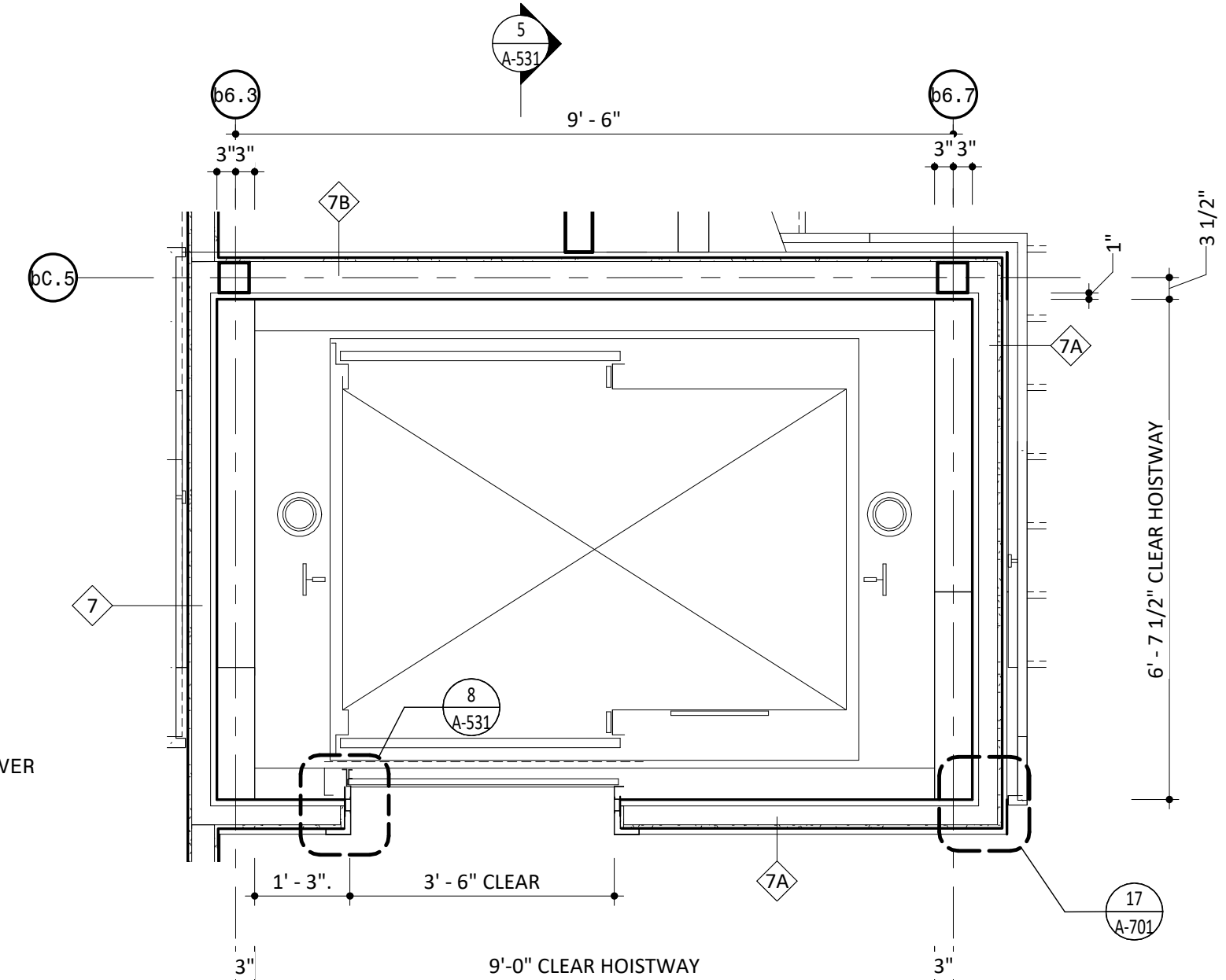
ARCHITECTURE ELEVATOR PLANS, SECTIONS AND DETAILS - STAGE BUILDING

SHEET NO

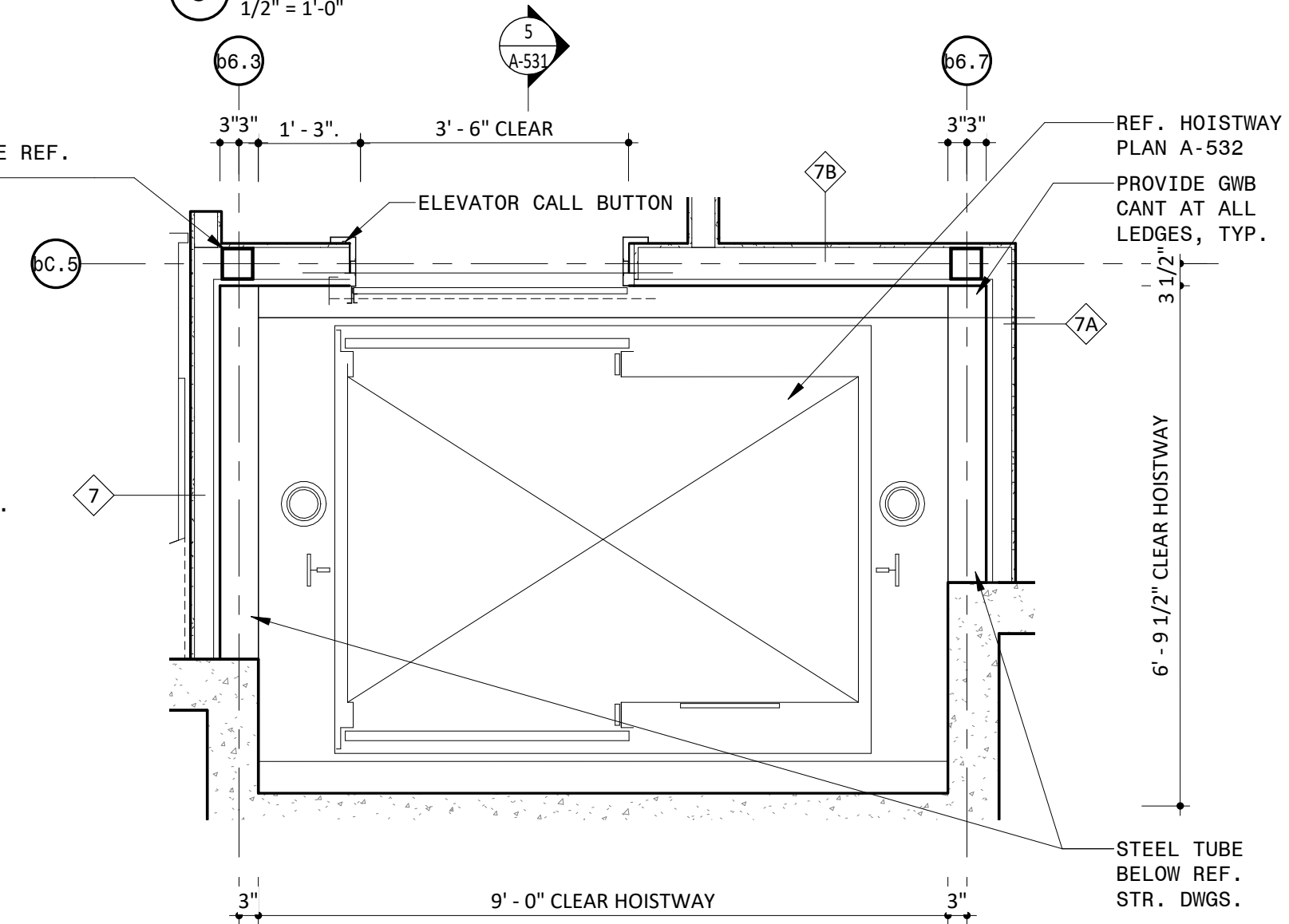
A-531-P3



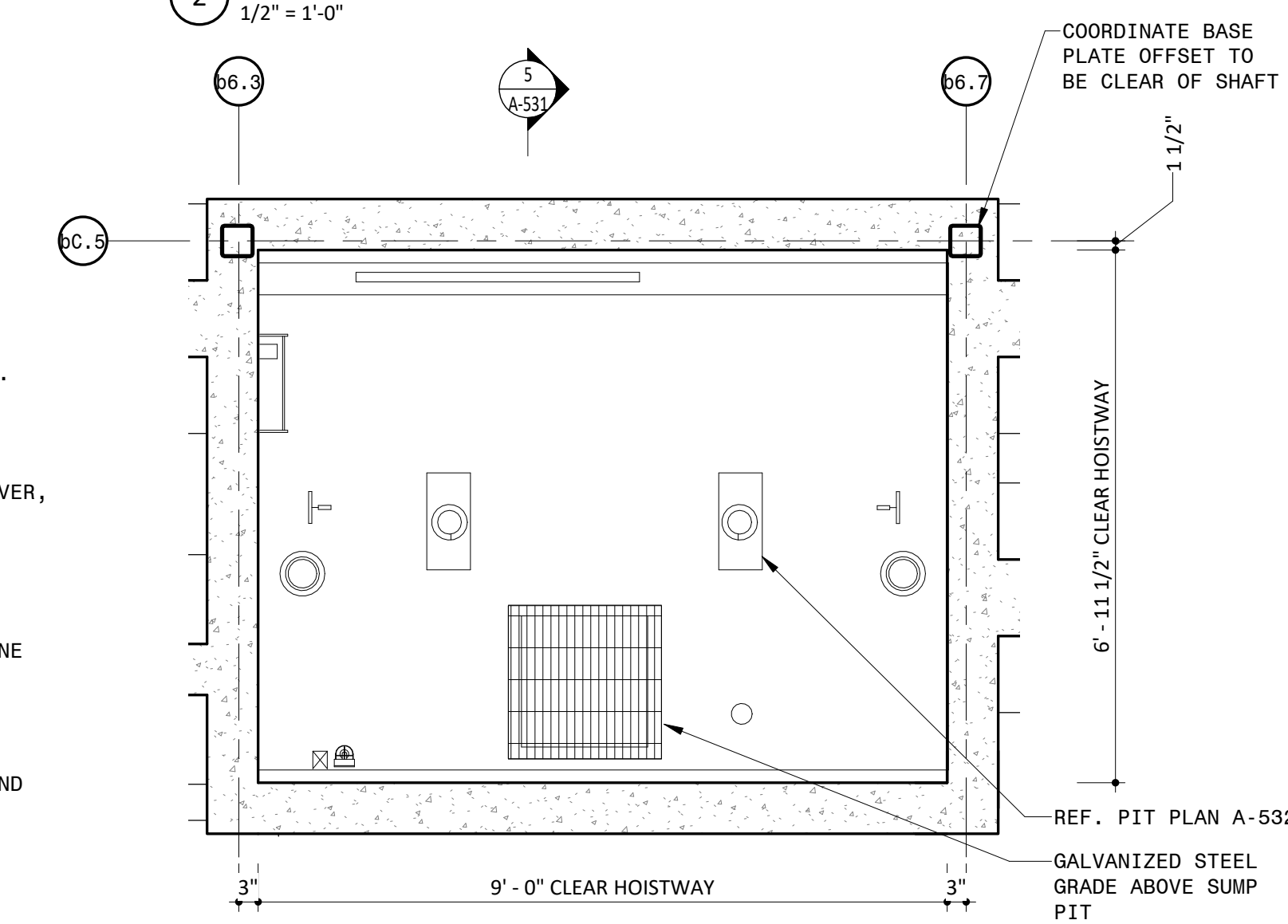
4 ELEVATOR SECOND FLOOR PLAN ELEV 26'-0"
1/2" = 1'-0"



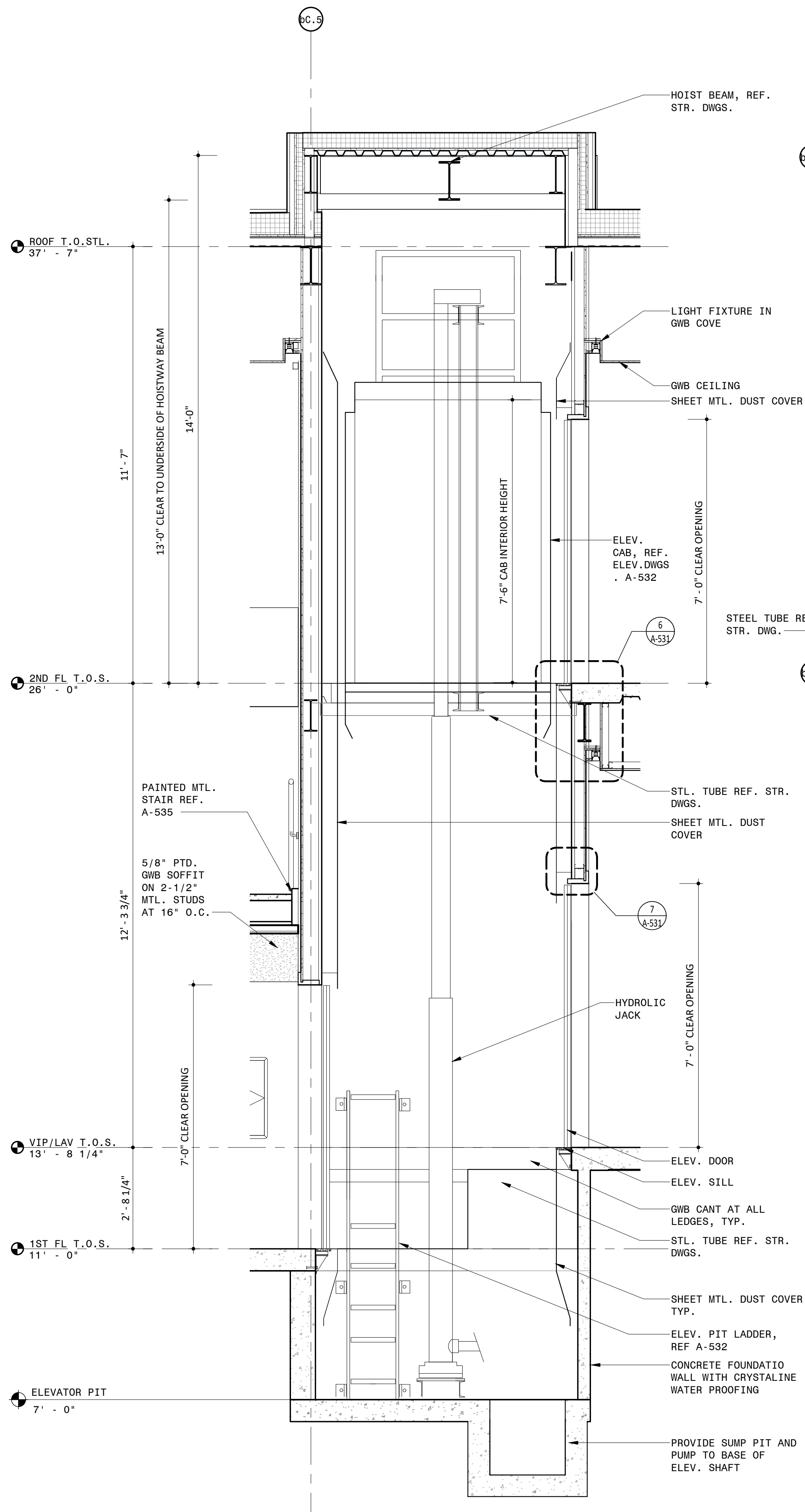
3 ELEVATOR VIP ENTRANCE PLAN ELEV 13'=8 1/4



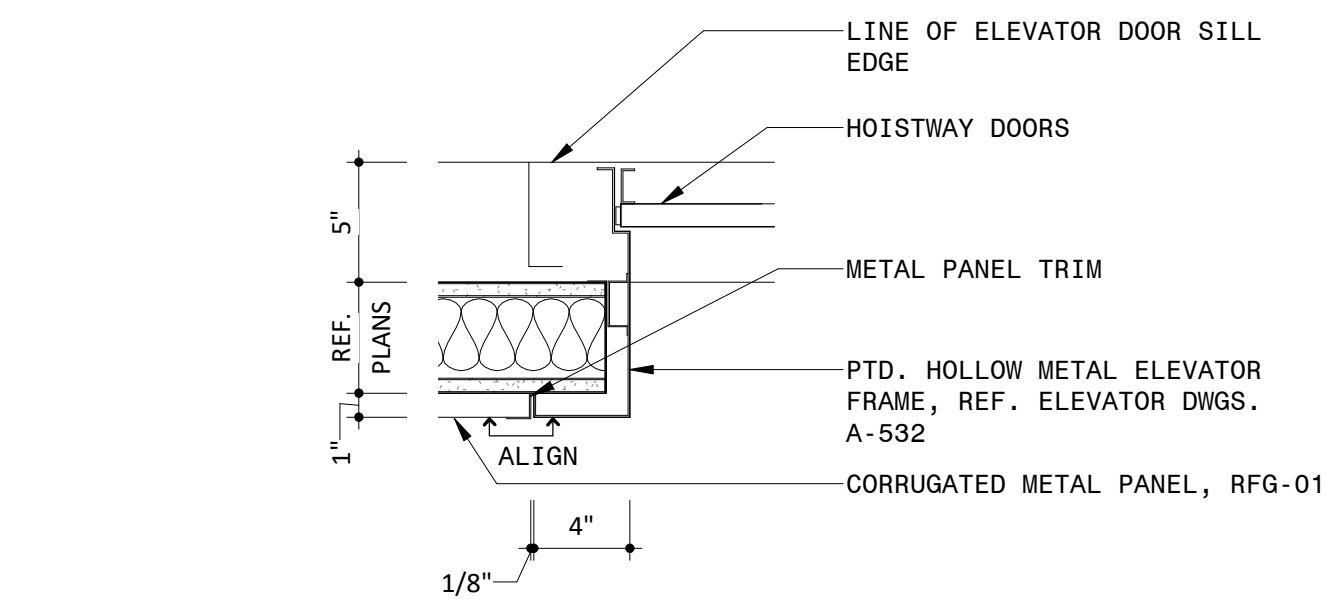
2 ELEVATOR FIRST FLOOR PLAN ELEV 11'-0"



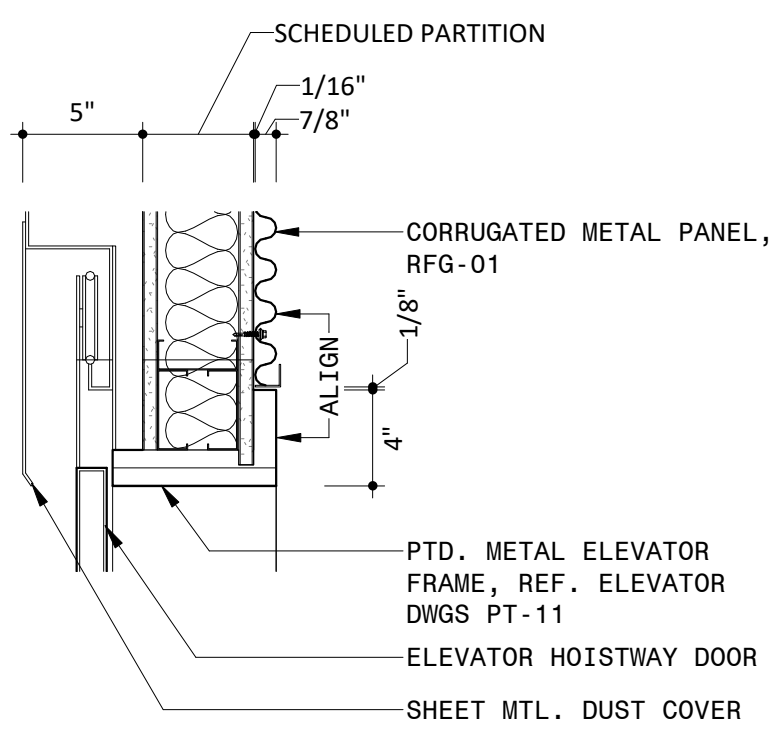
1 ELEVATOR PIT PLAN
1/2" = 1'-0"



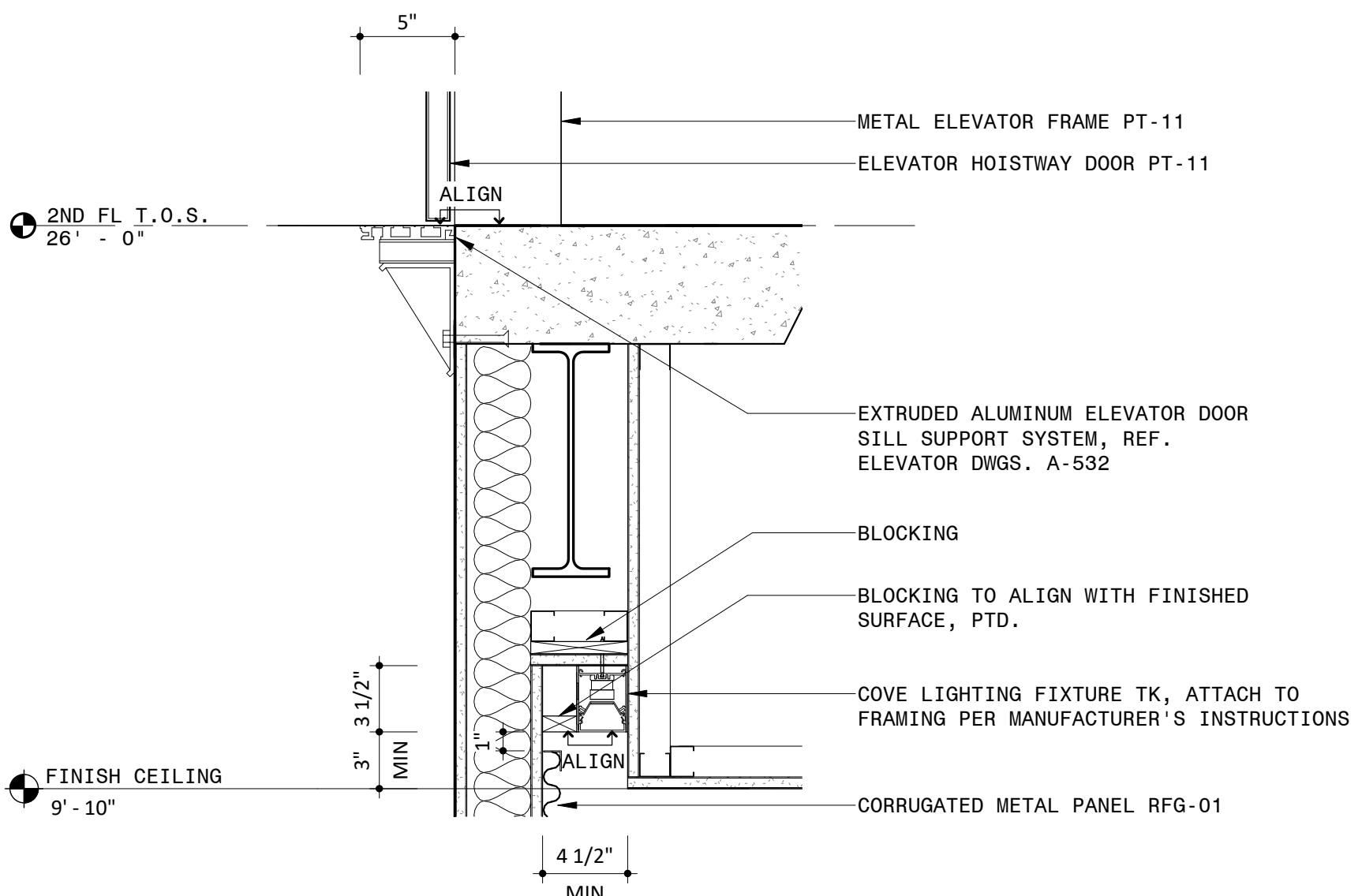
5 ELEVATOR NORTH SOUTH SECTION
1/2" = 1'-0"



8 ELEVATOR JAMB DETAIL
1 1/2" = 1'-0"

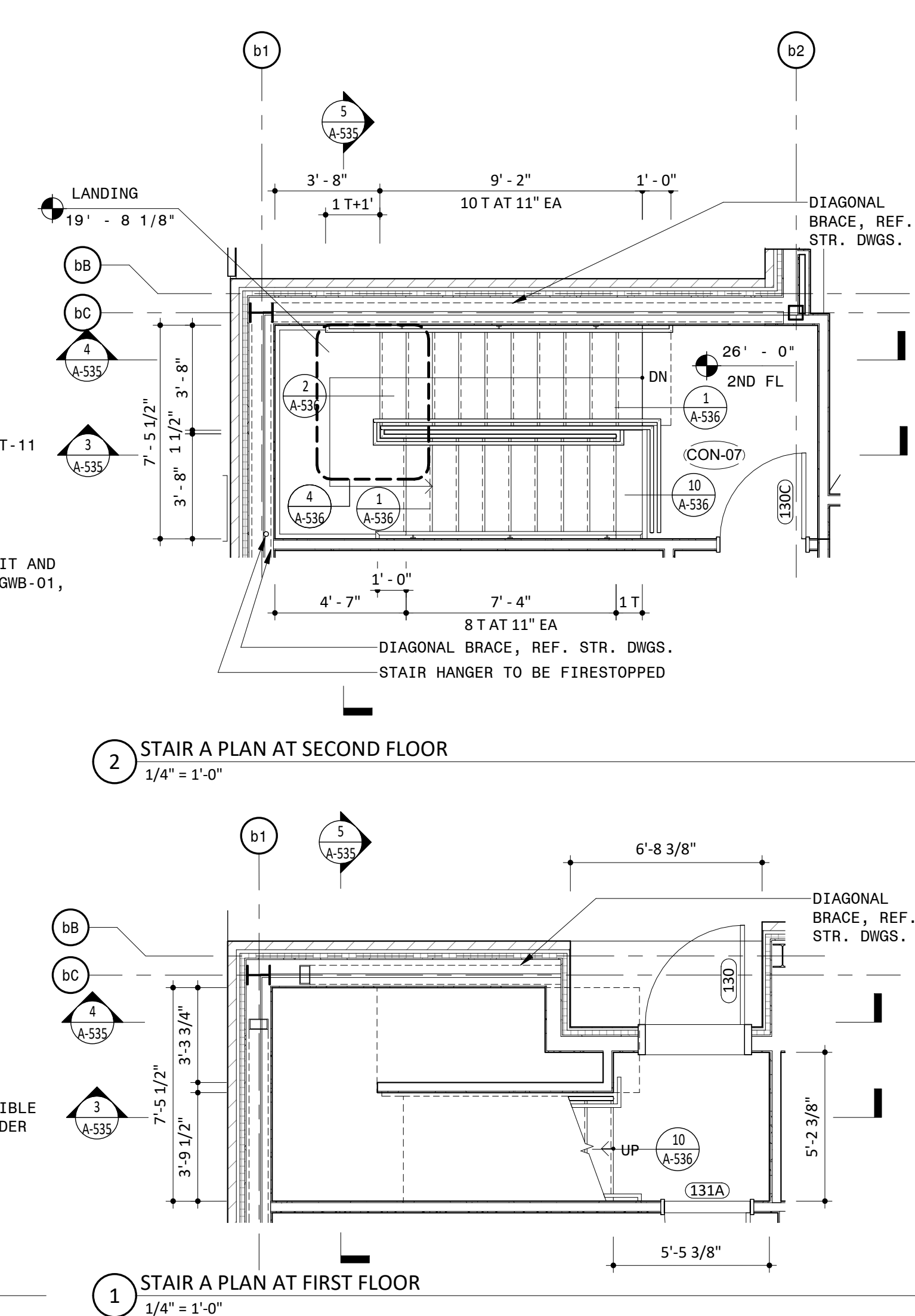
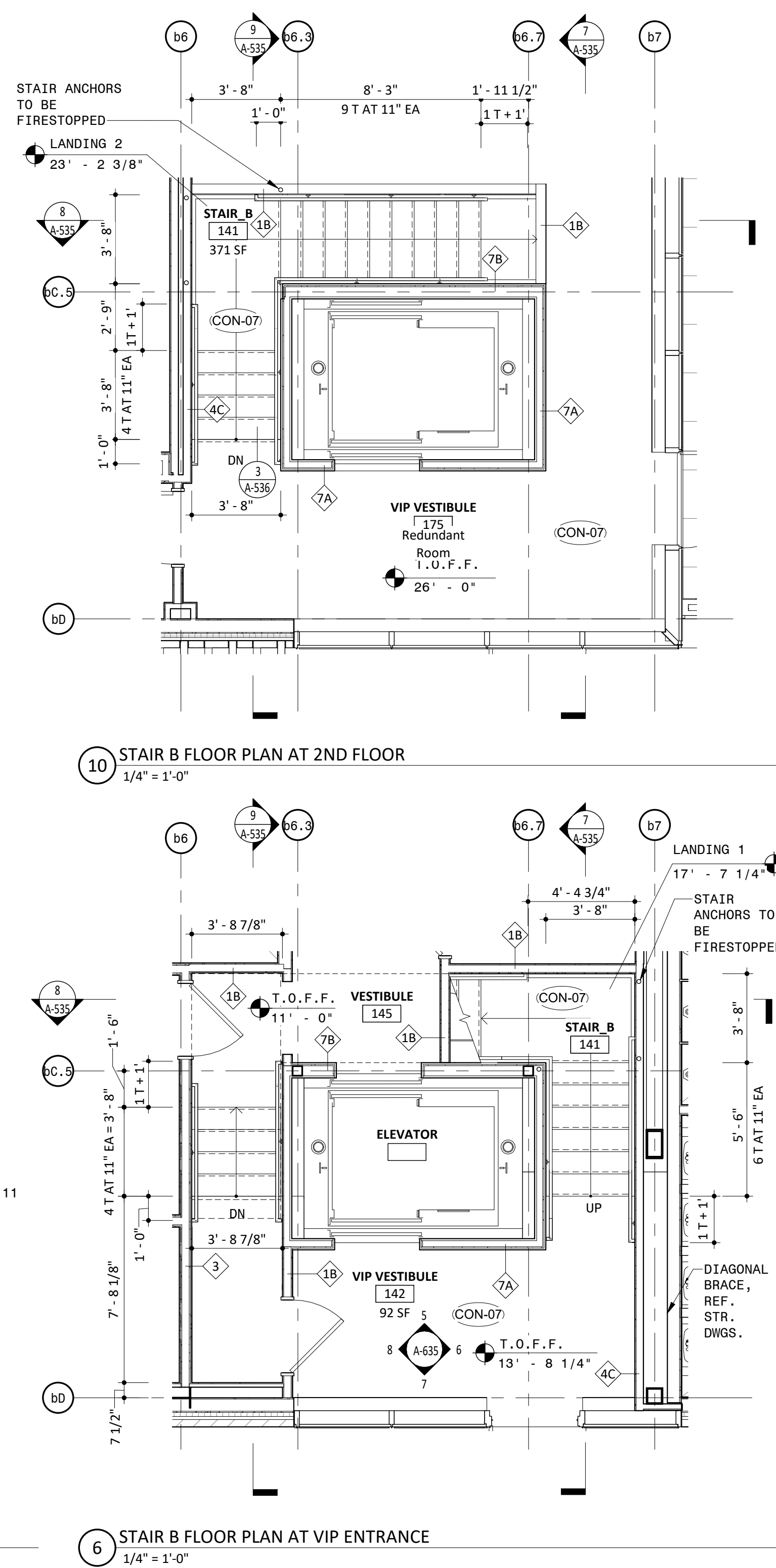
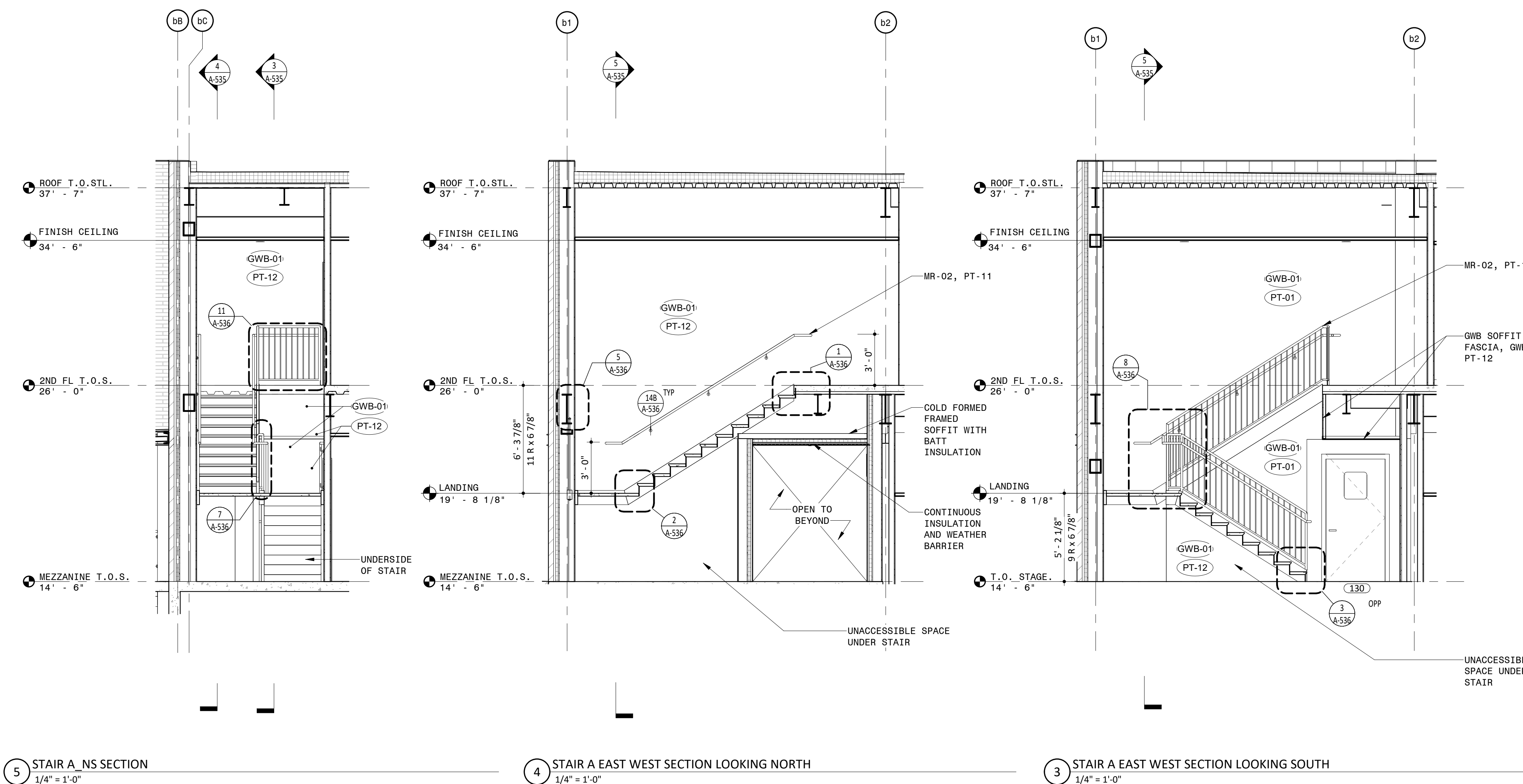
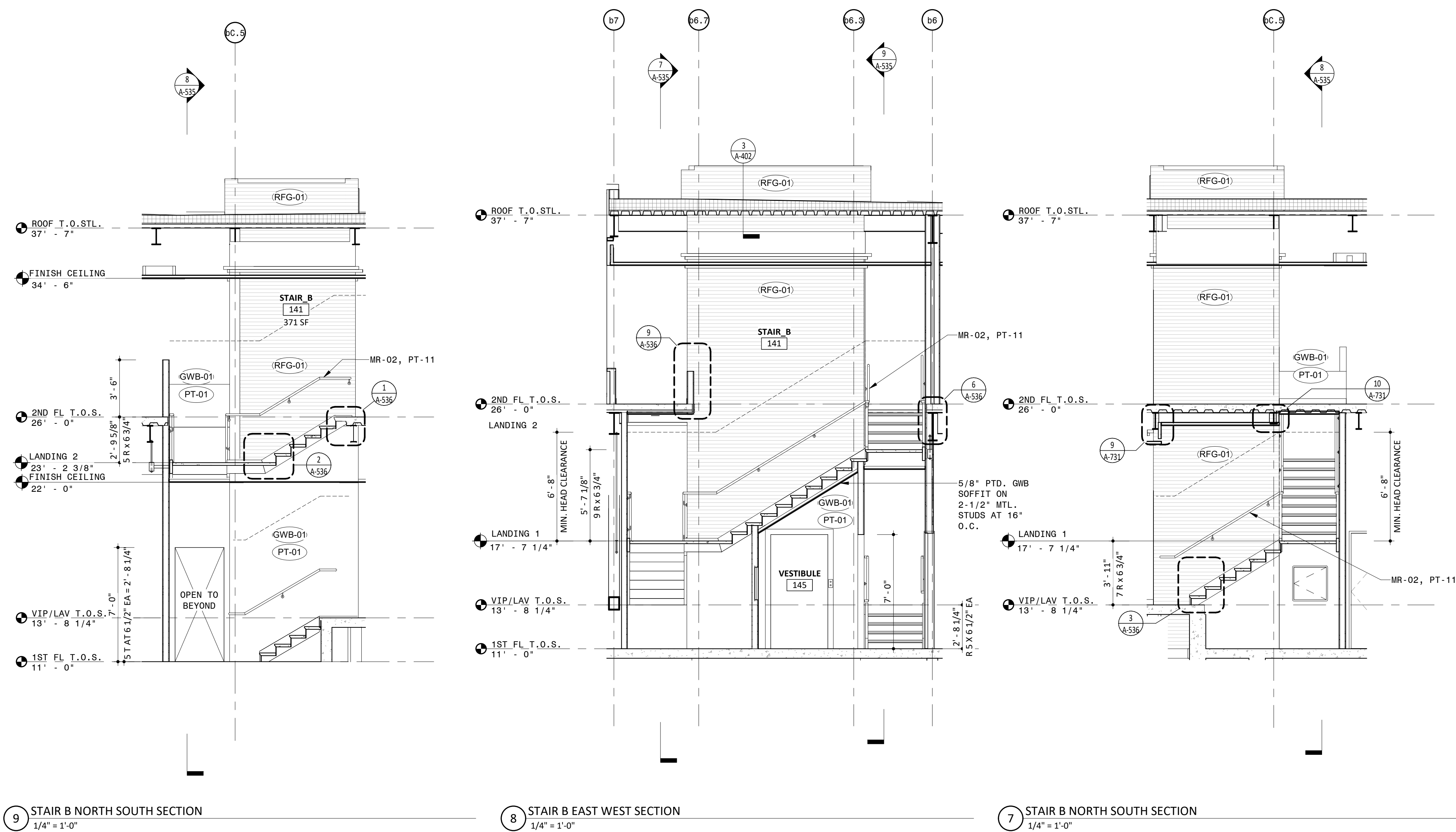


7 ELEVATOR HEAD DETAIL
1 1/2" = 1'-0"



6 ELEVATOR_SILL DETAIL_FL 2
1 1/2" = 1'-0"

A
B
C
D
E
F
G
H
I
J
K
L
M
N



NOTES

- GENERAL NOTES**
1. DO NOT SCALE DRAWINGS FOR DIMENSIONS. ADDITIONAL INFORMATION MAY BE SHOWN ON THE FLOOR PLANS, DETAIL PLANS, ELEVATIONS, SECTIONS, DETAIL SCHEDULES AND SPECIFICATIONS.
 2. REFER TO SHEET G-001 FOR TYPICAL NOTES, LEGEND, SYMBOLS & DIMENSIONING STANDARDS.
 3. REFER TO SHEET A-831 FOR MATERIAL ABBREVIATION LEGEND.
 4. FOR ADDITIONAL INFORMATION REFER TO STRUCTURAL, MECHANICAL, ELECTRICAL AND PLUMBING DRAWINGS.
 5. REFERENCE LANDSCAPE & CIVIL DRAWINGS FOR GRADING AND MATERIALS.
 6. FOR LIGHT FIXTURE SCHEDULE, REFERENCE ELECTRICAL DRAWING E-300.
 7. REFER TO SHEET A-601 FOR GENERAL MOUNTING HEIGHTS OF FIXTURES AND FITTINGS

LEGEND

REFERENCE A-831/A-832 FOR SPECIFICATION SECTION

- | | |
|--------|-----------------------------|
| ACT-XX | ACOUSTIC CEILING TILE |
| A-XX | BATHROOM ACCESSORIES |
| BA-XX | BULLET RESISTANT ASSEMBLIES |
| BR-XX | BRICK |
| CON-XX | CONCRETE |
| CT-XX | CERAMIC TILE |
| EF-XX | EPOXY FLOORING & BASE |
| EQ-XX | EQUIPMENT |
| F-XX | FIXTURES |
| GC-XX | GLAZED CANOPY |
| GL-XX | GLASS |
| GR-XX | GROUND FACE BLOCK |
| GWB-XX | GYPSUM WALL BOARD |
| INS-XX | INSULATION |
| LVT-XX | LUXURY VINYL TILE |
| MF-XX | METAL FENCING |
| MR-XX | METAL RAILING |
| MTL-XX | SHEET METAL |
| PH-XX | PHENOLIC RESIN |
| PL-XX | PLASTIC LAMINATE |
| PT-XX | PAINT |
| PX-XX | HIGH PERFORMANCE COATING |
| RB-XX | RUBBER BASE |
| RFG-XX | ROOFING |
| RP-XX | ROOF PAVERS |
| SF-XX | STOREFRONT |
| SS-XX | SOLID SURFACE |
| STS-XX | STAINLESS STEEL |
| WD-XX | WOOD |

Approved Construction Plan

Name _____ Date _____

Planning _____

Traffic _____

Fire _____

PROJECT INFORMATION

NORTH WATERFRONT PARK

10 COWAN STREET
WILMINGTON, NORTH CAROLINA

CITY OF WILMINGTON
Community Services Department
PO Box 1810, Wilmington, North Carolina 28402
City of Wilmington Project Code 3CPRK1860

Landscape Architecture = L
HARGREAVES JONES
180 Varick Street, Suite 204, New York, NY 10014
www.hargreavesjonesla.com
NC License #C-513

Architecture = A
SAGE & COOMBE ARCHITECTS
12-16 Vestry Street, 5th Floor, New York, NY 10013
www.sageandcoombe.com

Acoustic/Theater/AV = AT
OAP.P.C.
77 Water Street, New York NY 10015
www.arup.com

Civil Engineering = C
Structural Engineering= S
Geotechnical Engineering = G
STEWART
223 S. West Street, Suite 1100, Raleigh, NC 27603
www.stewartinc.com
NC License #C-1051

Environmental Engineering = EE
SOIL & ENVIRONMENTAL CONSULTANTS, PA
 8412 Falls of Neuse Road, Suite 104, Raleigh, NC 27615
www.sandec.com
EAGLE RESOURCES
 215 West Moore Street, Southport, NC 28461
www.eagleresources.com

Irrigation= I
CLARK IRRIGATION DESIGN & CONSULTING, INC.
P.O. Box 693, Lavonia, GA 30553
www.clarkirrigationdesign.com

Landscape Soil = LS
LANDIS, PLLC
3908 Bentley Brook Dr. Raleigh, NC 27612
www.landispllc.com

Mechanical Engineering = M
Electrical Engineering = E
Plumbing Engineering = P
Fire Protection = FP
CHEATHAM & ASSOCIATES , PA
3412 Enterprise Drive, Wilmington NC 28405
www.cheathampa.com
NC License #C-1073

Marine Structural Engineering = SM
ANDREW CONSULTING ENGINEERS
 3811 Peachtree Avenue, Suite 300, Wilmington, NC 28403
www.andrewengineers.com

Water Fountain Design = WF
DELTA FOUNTAINS
 11494 Columbia Park Dr. W., Suite 4, Jacksonville, FL 32225

Lighting Design = EL
TILLOTSON DESIGN ASSOCIATES
40 Worth Street, Room 703, New York NY 10013
www.tillotsondesign.com

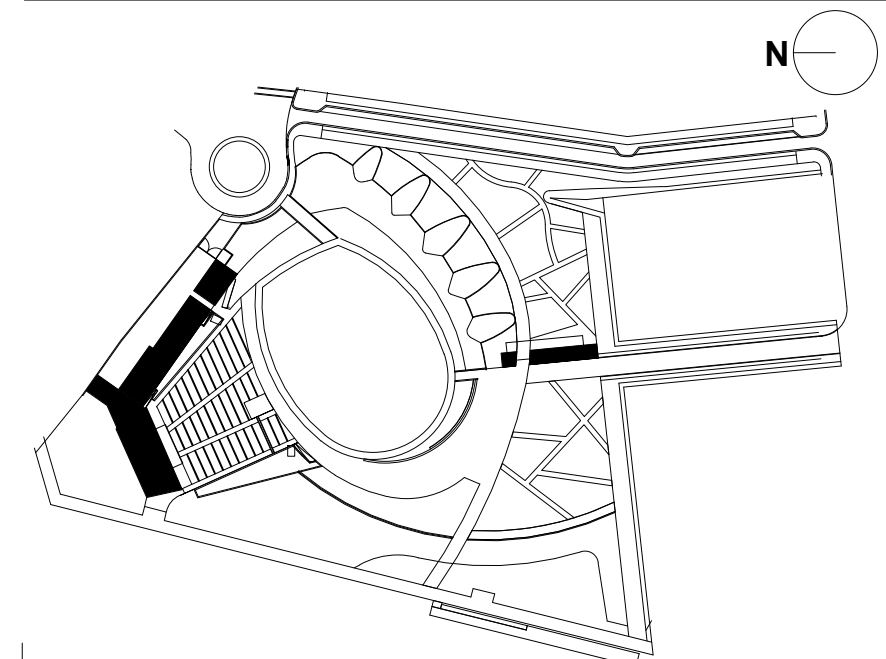
SEAL/SIGNATURE

PROGRESS SET
NOT FOR CONSTRUCTION

ISSUE/REVISIONS

[illegible]

KEY MAP



SHEET INFORMATION

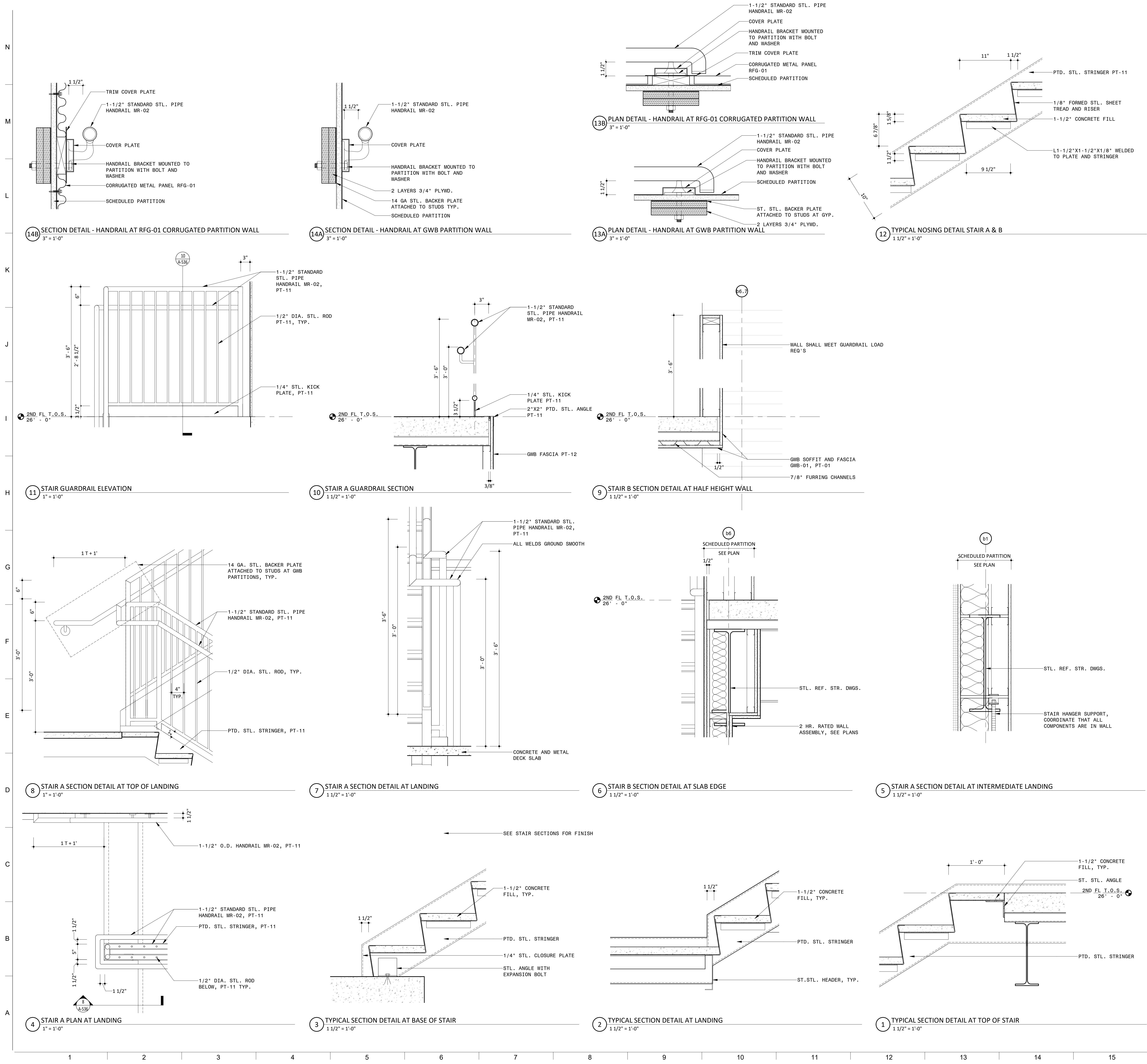
Project No.: NWP 1701
 Drawn By: LWA
 Checked By: PC DWH
 Date: 12/04/2019
 Scale: As indicated

SHEET TITLE

ARCHITECTURE STAIR A & B PLANS AND SECTIONS - STAGE BUILDING

SHEET NO.

A-535-P3



NOTES

LEGEND

Approved Construction Plan

Name _____ Date _____

Planning _____

Traffic _____

Fire _____

PROJECT INFORMATION

NORTH WATERFRONT PARK

10 COWAN STREET
WILMINGTON, NORTH CAROLINA

CITY OF WILMINGTON
Community Services Department
P.O. Box 1810, Wilmington, North Carolina 28402
City of Wilmington Project Code 3CPRK1860

Landscape Architecture = L
HARGREAVES JONES
180 Varick Street, Suite 204, New York, NY 10014
www.hargreavesjonesla.com
NC License #C-513

Architecture = A
SAGE & COOMBE ARCHITECTS
12-15 Vesny Street, 5th Floor, New York, NY 10013
www.sageandcoombe.com

Acoustic/Theater/AV = AT
OAP.P.C. Inc.
77 Water Street, New York NY 10015
www.oap.com

Civil Engineering = C
Structural Engineering = S
Geotechnical Engineering = G
STEWART
223 S. West Street, Suite 1100, Raleigh, NC 27603
www.stewartinc.com
NC License #C-1051

Environmental Engineering = EE
SOIL & ENVIRONMENTAL CONSULTANTS, PA
8412 Falls of Neuse Road, Suite 104, Raleigh, NC 27615
www.sandec.com
EAGLE RESOURCES
215 West Moore Street, Southport, NC 28461
www.eagleresources.com

Irrigation = I
CLARK IRRIGATION DESIGN & CONSULTING, INC
P.O. Box 693, Lenoir, NC 28553
www.clarkirrigationdesign.com

Landscape Soil = LS
LANDIS, PLLC
3808 Bentley Brook Dr. Raleigh, NC 27612
www.landispllc.com

Mechanical Engineering = M
Electrical Engineering = E
Plumbing Engineering = P
Fire Protection = FF
CHEATHAM & ASSOCIATES, PA
3412 Enterprise Drive, Wilmington NC 28405
www.cheathamco.com
NC License #C-1073

Marine Structural Engineering = SM
ANDREW CONSULTING ENGINEERS
3811 Peachtree Avenue, Suite 300, Wilmington, NC 28403
www.andrewengineers.com

Water Fountain Design = WF
DELTA FOUNTAINS
11494 Columbia Park Dr. W., Suite 4, Jacksonville, FL 32258
www.deltafountains.com

Lighting Design = EL
TILLOTSON DESIGN ASSOCIATES
40 Worth Street, Room 703, New York NY 10013
www.tilotsondesign.com

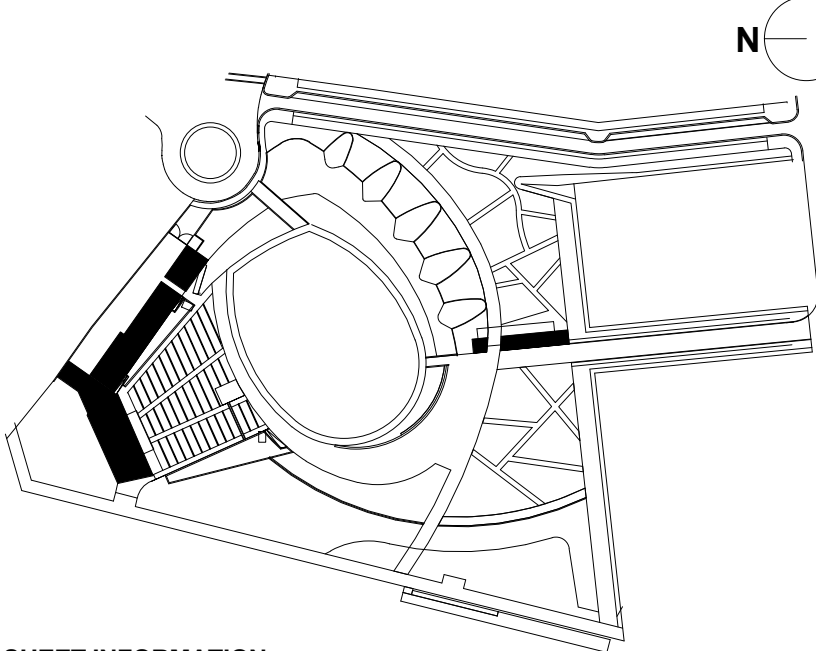
SEAL/SIGNATURE



ISSUE/REVISIONS

| NO. | DESCRIPTION | DATE |
|-----|------------------------------------|------------|
| 1 | 95% CONSTRUCTION DOCUMENTS P3 & P4 | 12/04/2019 |
| | | |
| | | |
| | | |
| | | |
| | | |
| | | |
| | | |
| | | |
| | | |

KEY MAP



SHEET INFORMATION

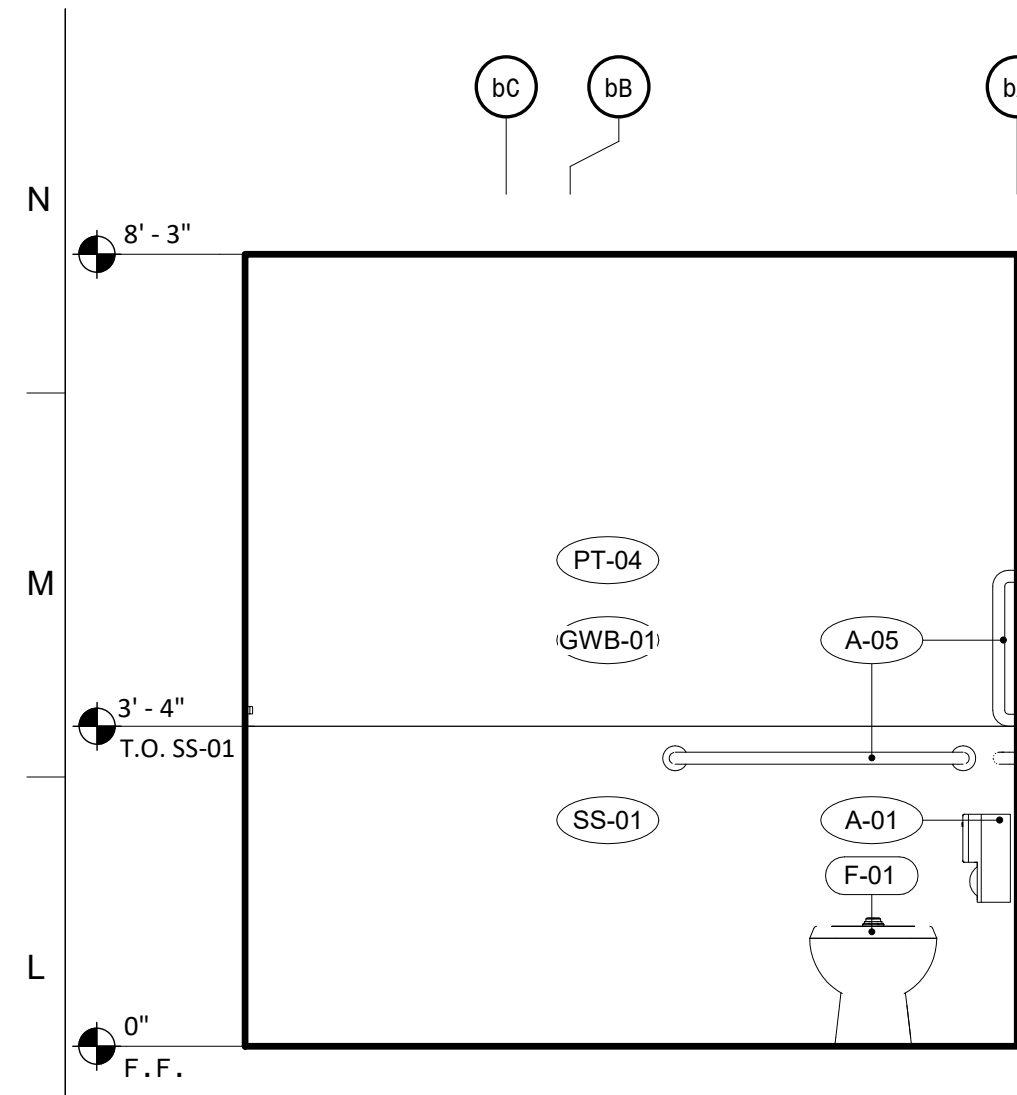
Project No.: NWP 1701
Drawn By: AK
Checked By: PC/DWH
Date: 12/04/2019
Scale: As indicated

SHEET TITLE

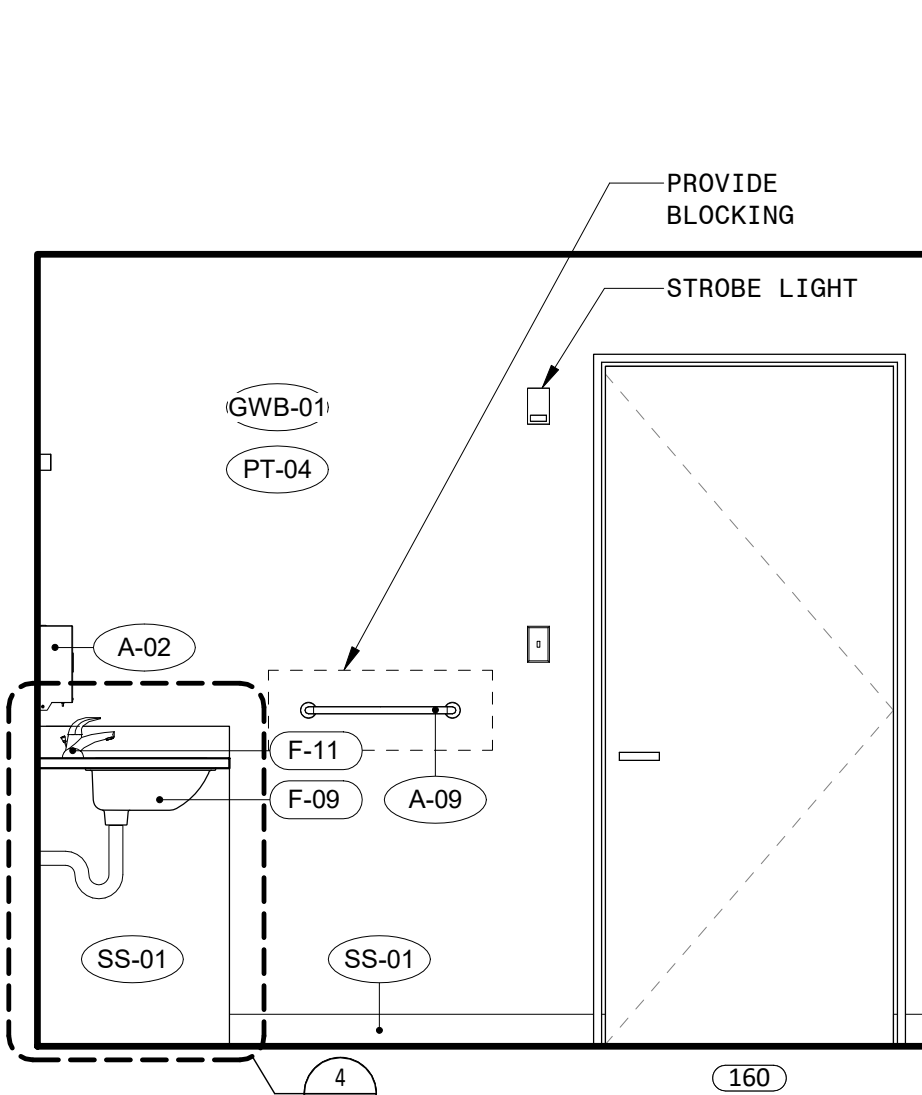
ARCHITECTURE STAIR DETAILS - STAGE BUILDING

SHEET NO.

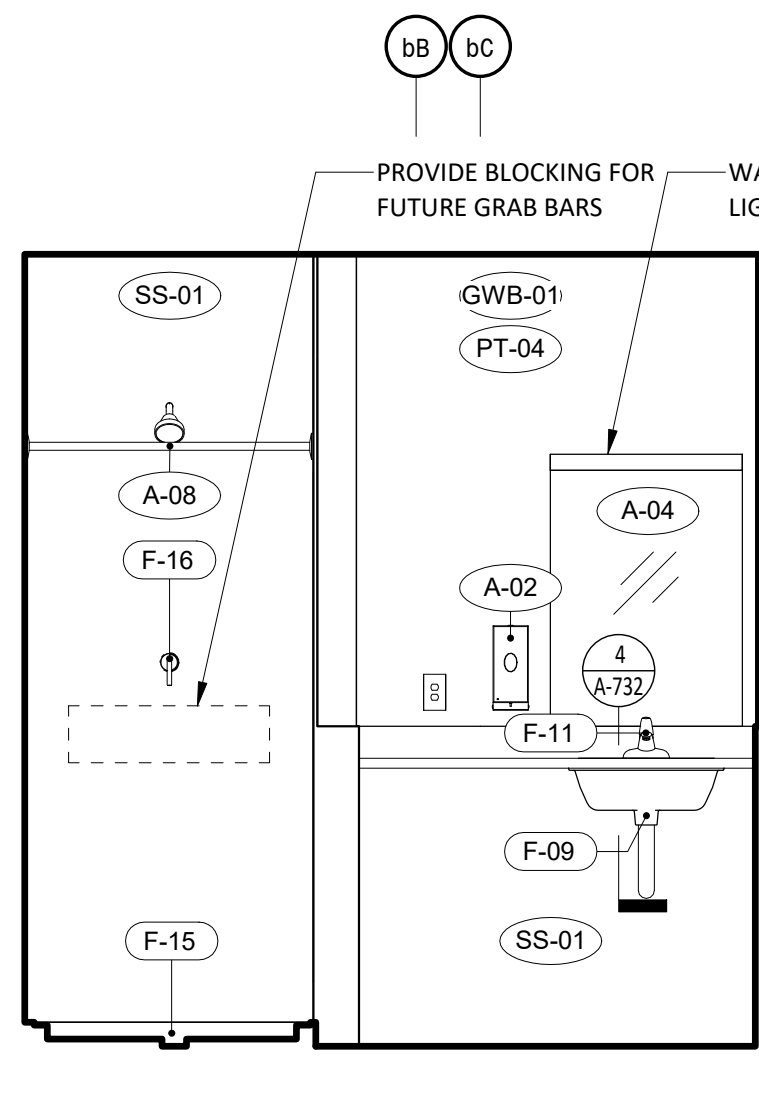
A-536-P3



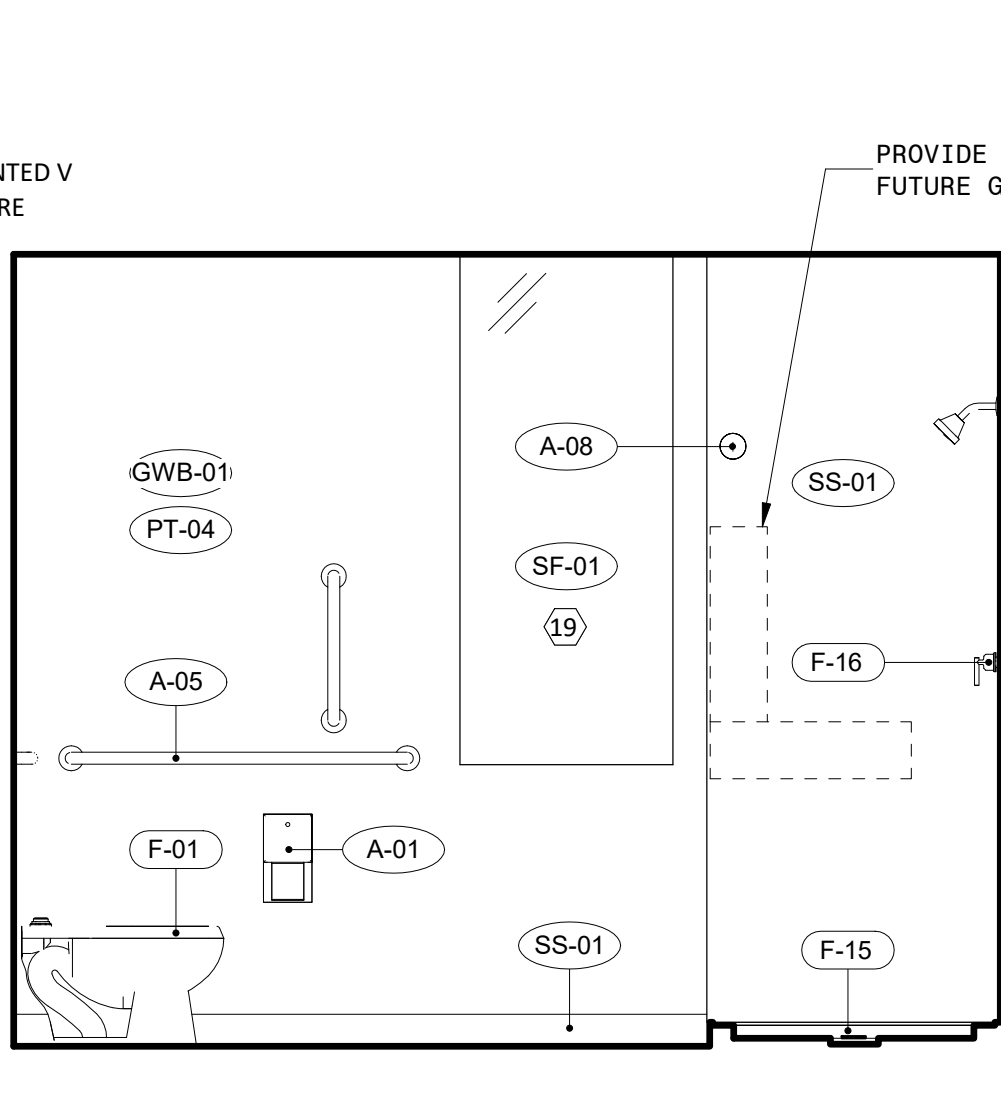
22 160 BATH 1 - WEST INTERIOR ELEVATION
1/2" = 1'-0"



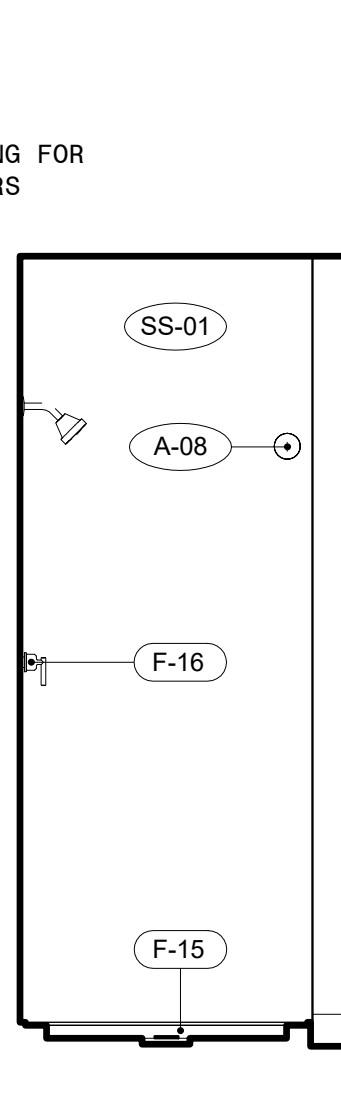
21 160 BATH 1 - SOUTH INTERIOR ELEVATION
1/2" = 1'-0"



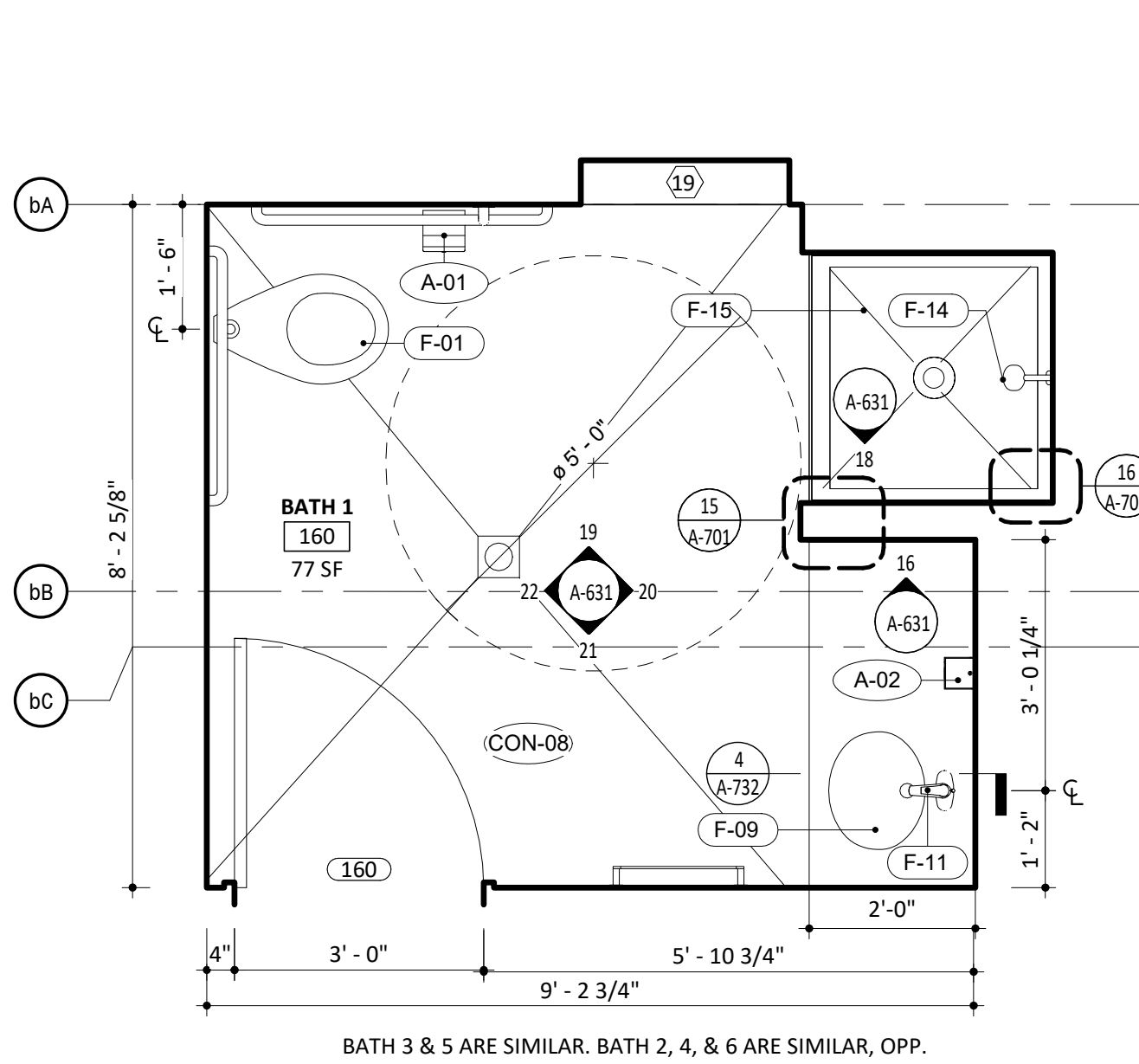
20 160 BATH 1 - EAST INTERIOR ELEVATION
1/2" = 1'-0"



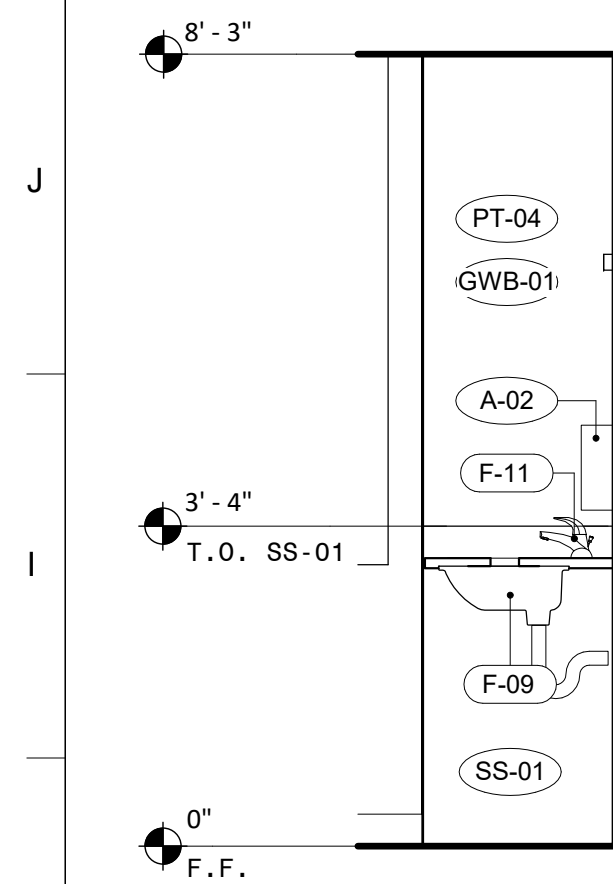
19 160 BATH 1 - NORTH INTERIOR ELEVATION
1/2" = 1'-0"



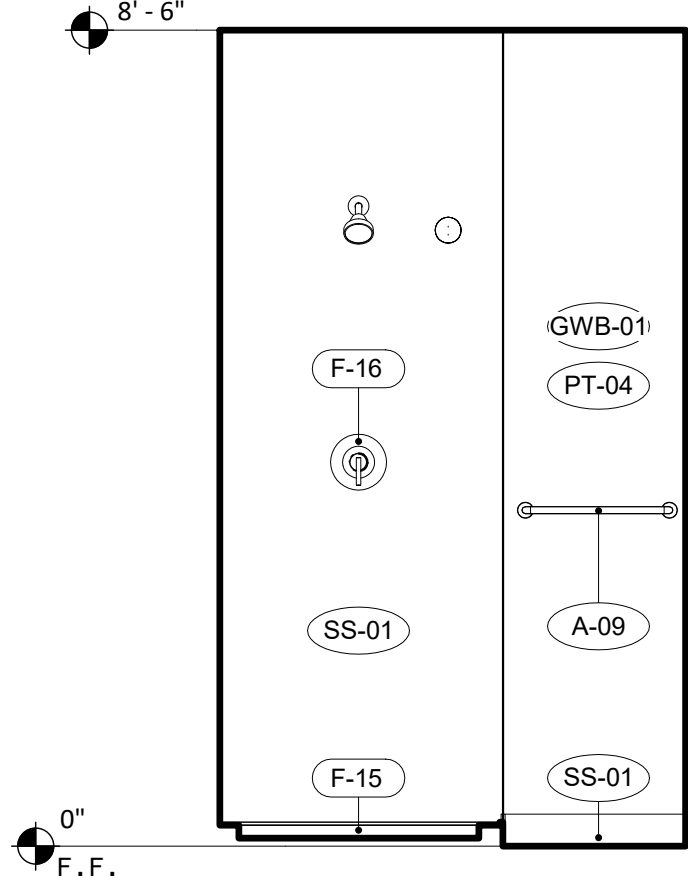
18 160 - BATH 1 SHOWER SOUTH INTERIOR ELEVATION
1/2" = 1'-0"



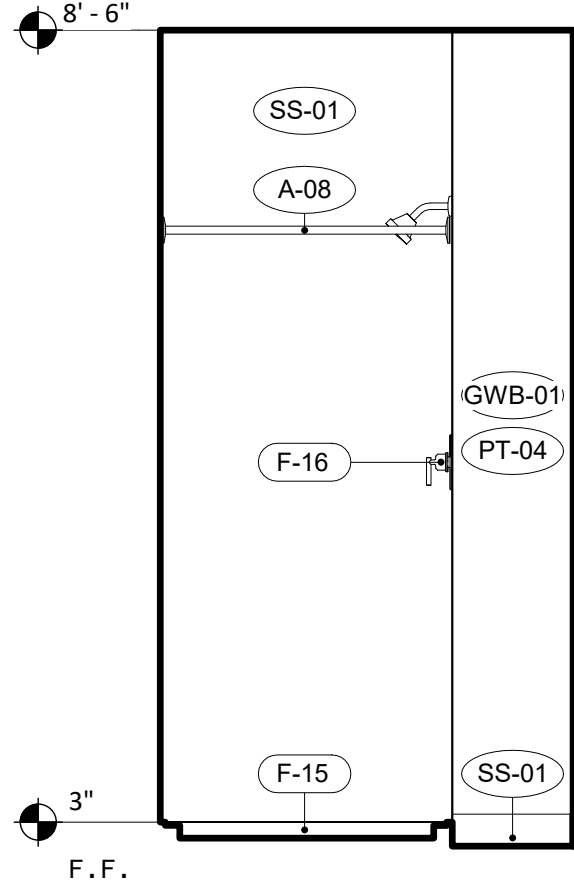
17 160 BATH 1 - FLOOR PLAN
1/2" = 1'-0"



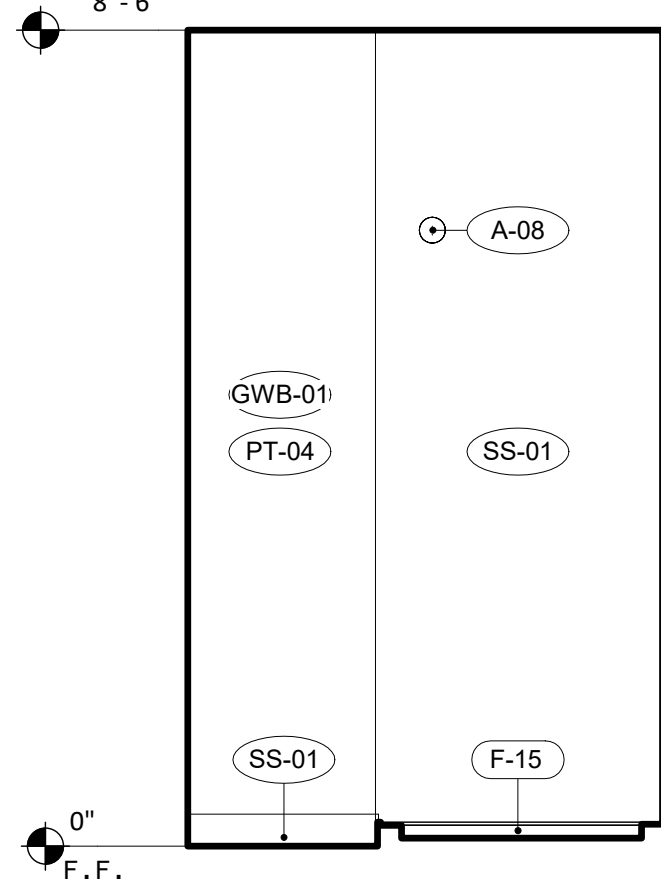
16 160 BATH 1 SINK - NORTH INTERIOR ELEVATION
1/2" = 1'-0"



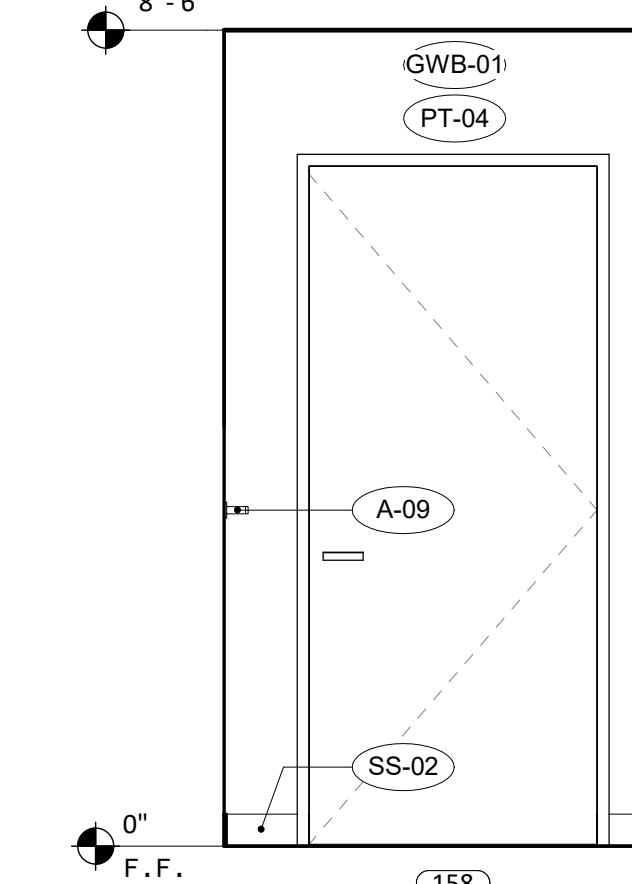
15 158 SHOWER 3 - WEST INTERIOR ELEVATION
1/2" = 1'-0"



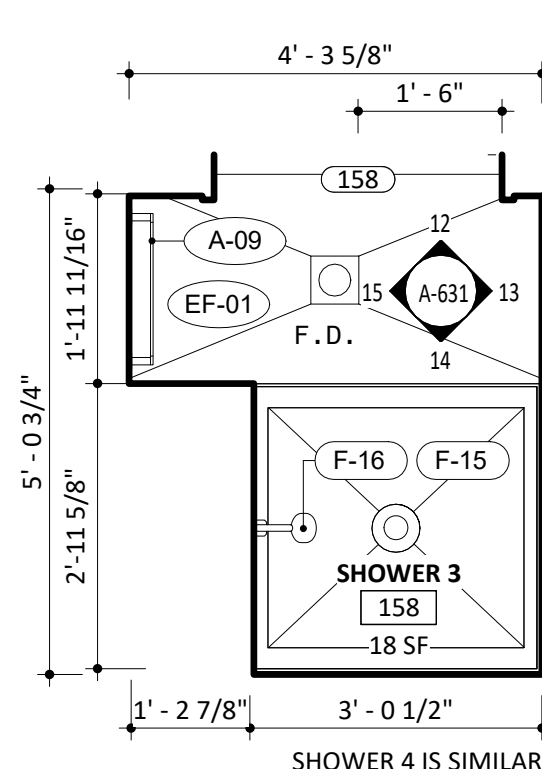
14 158 SHOWER 3 - SOUTH INTERIOR ELEVATION
1/2" = 1'-0"



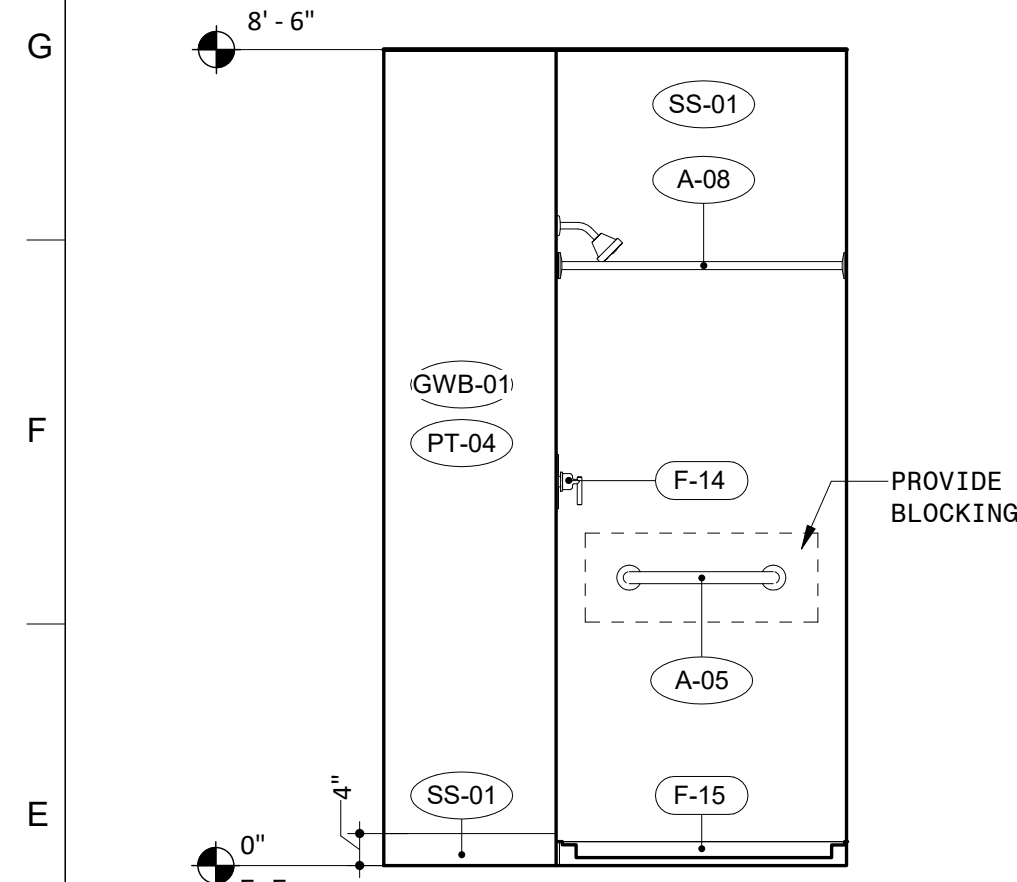
13 158 SHOWER 3 - EAST INTERIOR ELEVATION
1/2" = 1'-0"



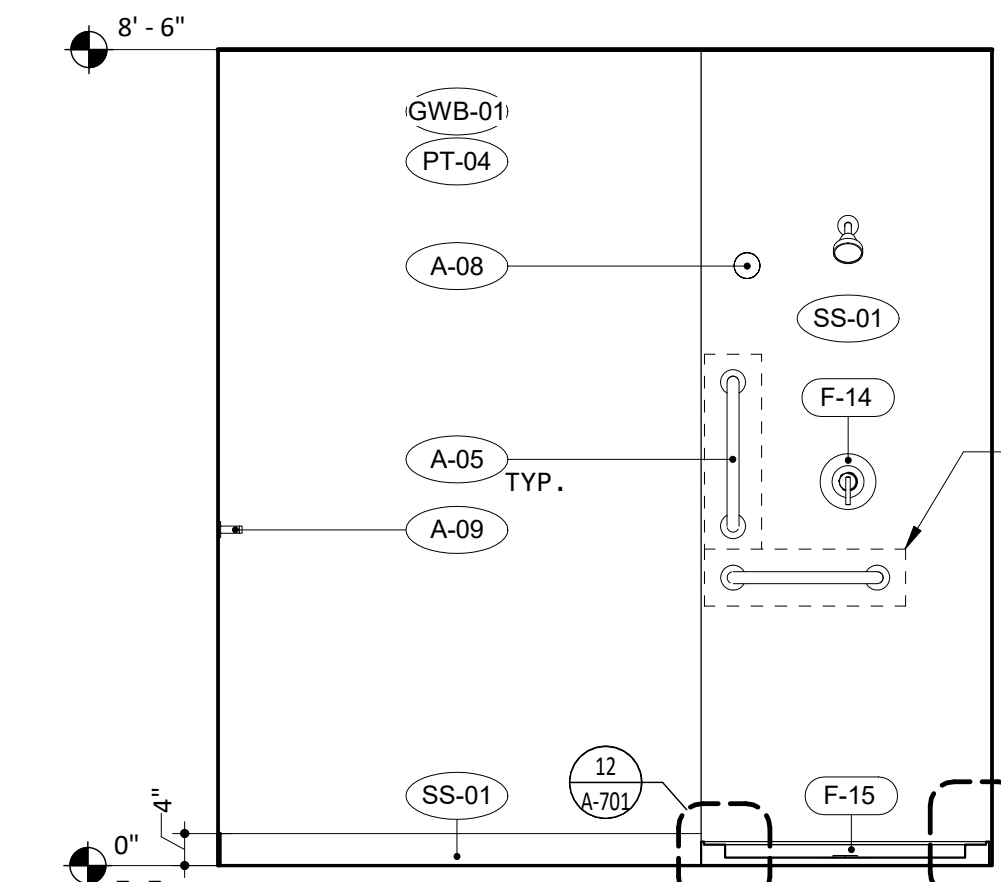
12 158 SHOWER 3 - NORTH INTERIOR ELEVATION
1/2" = 1'-0"



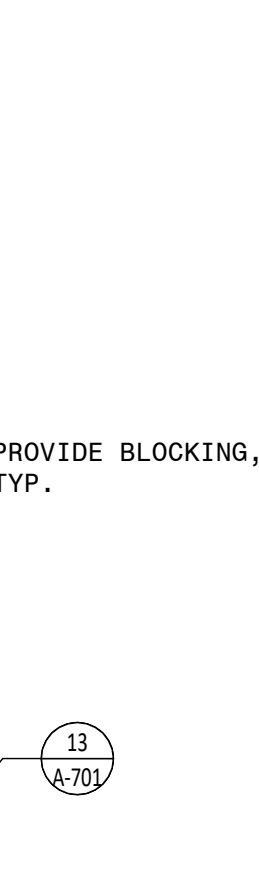
11 158 SHOWER 3 - FLOOR PLAN
1/2" = 1'-0"



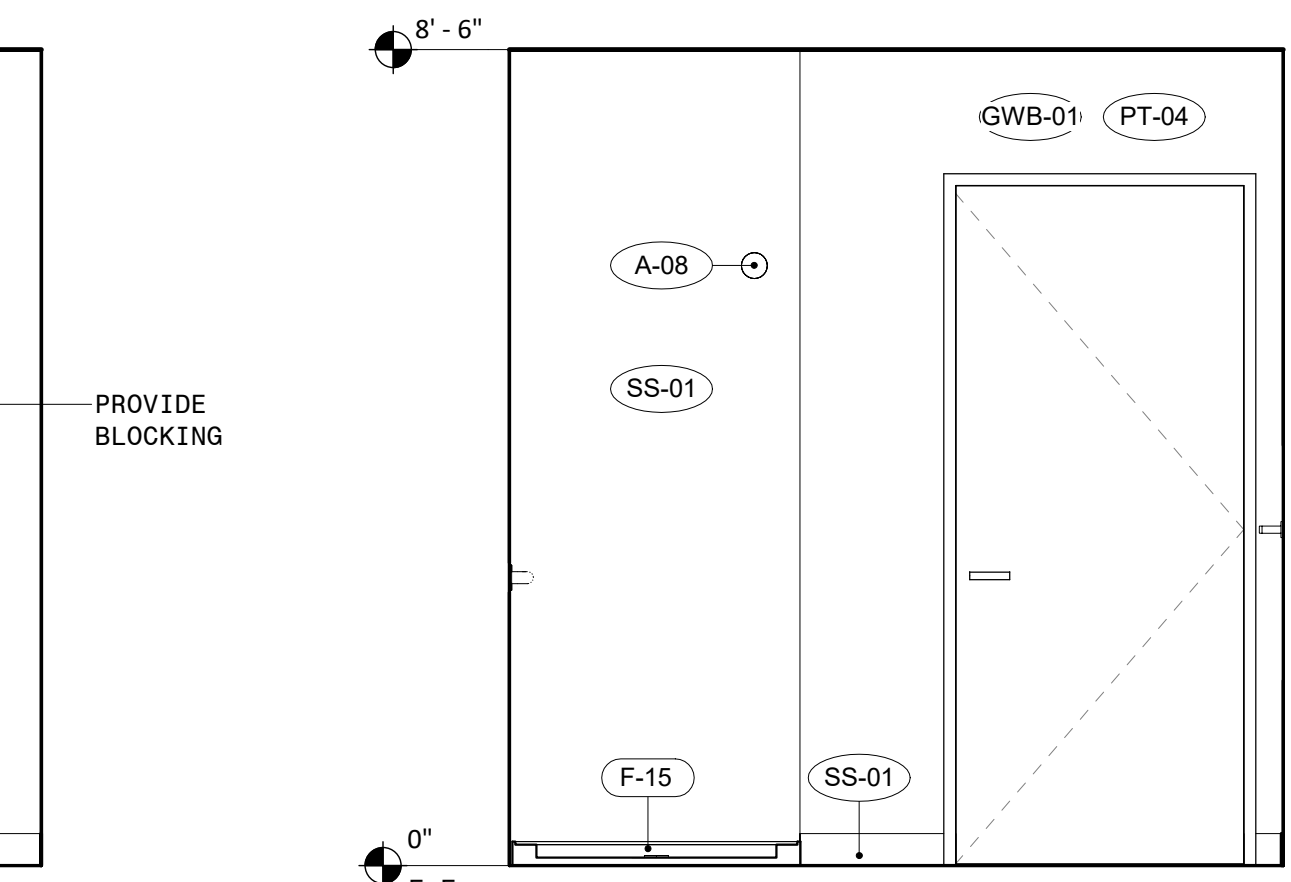
10 156 SHOWER 1 - WEST INTERIOR ELEVATION
1/2" = 1'-0"



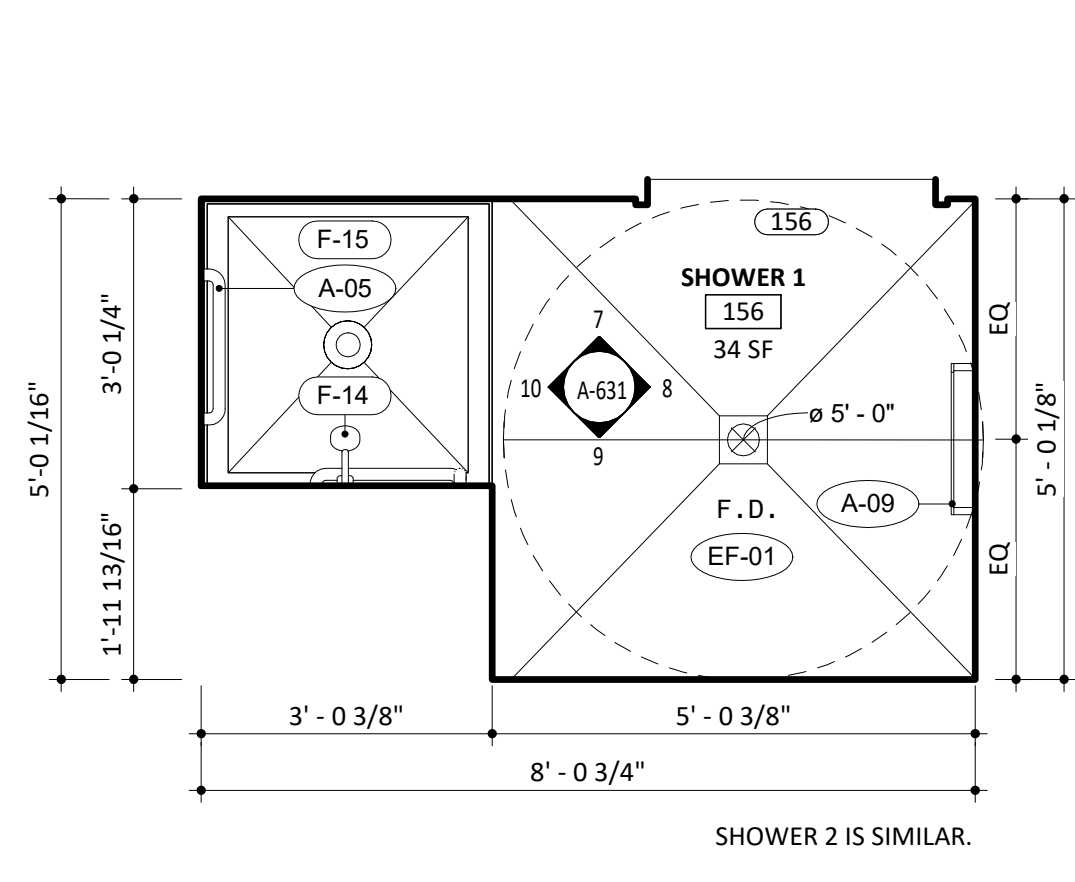
9 156 SHOWER 1 - SOUTH INTERIOR ELEVATION
1/2" = 1'-0"



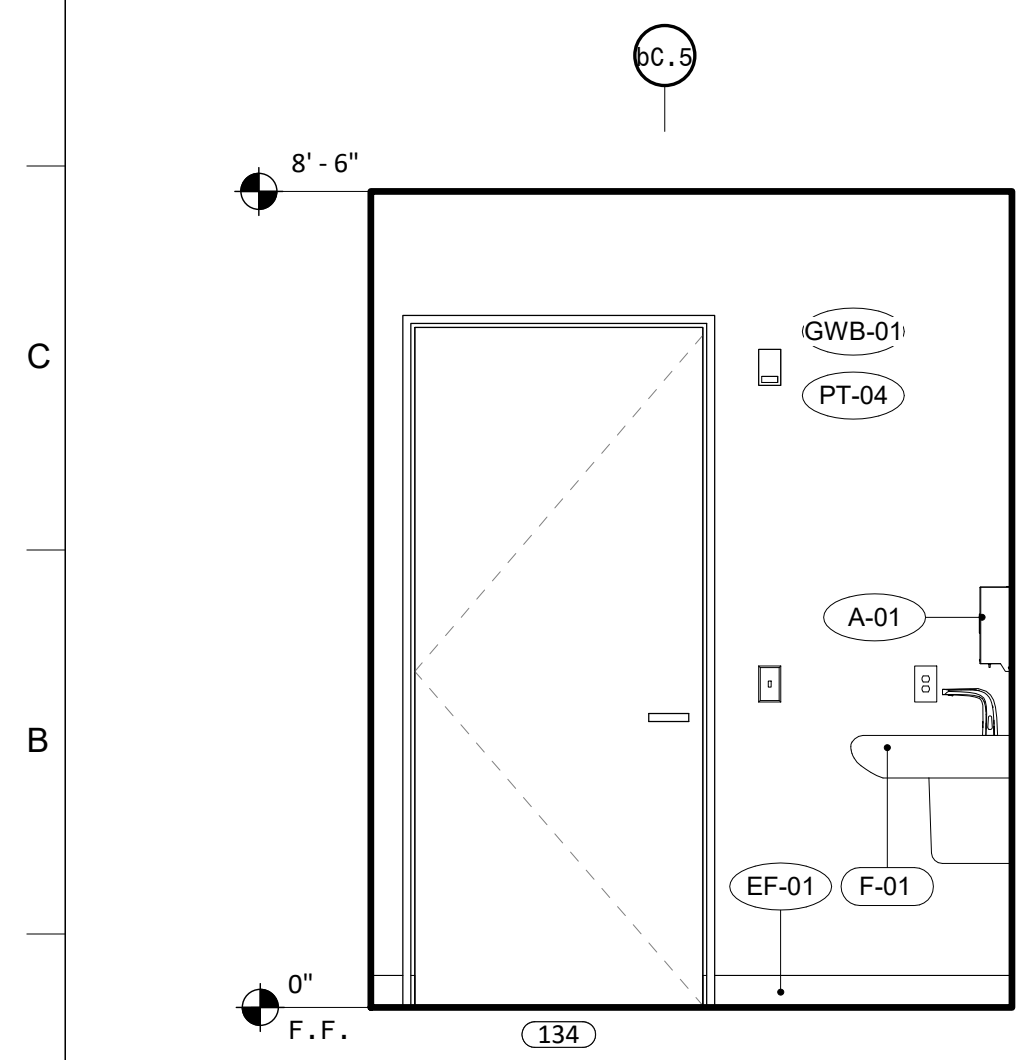
8 156 SHOWER 1 - EAST INTERIOR ELEVATION
1/2" = 1'-0"



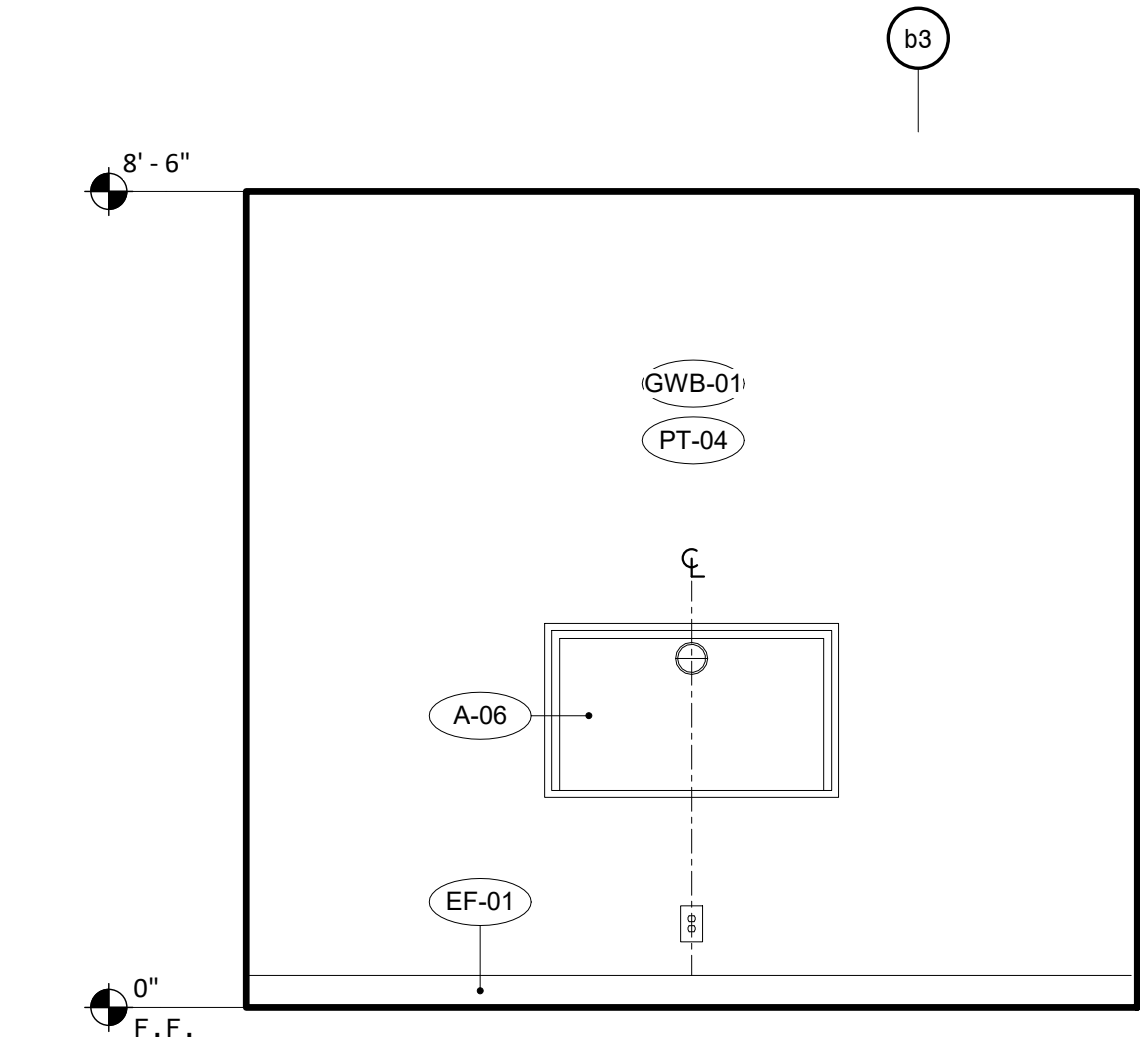
7 156 SHOWER 1 - NORTH INTERIOR ELEVATION
1/2" = 1'-0"



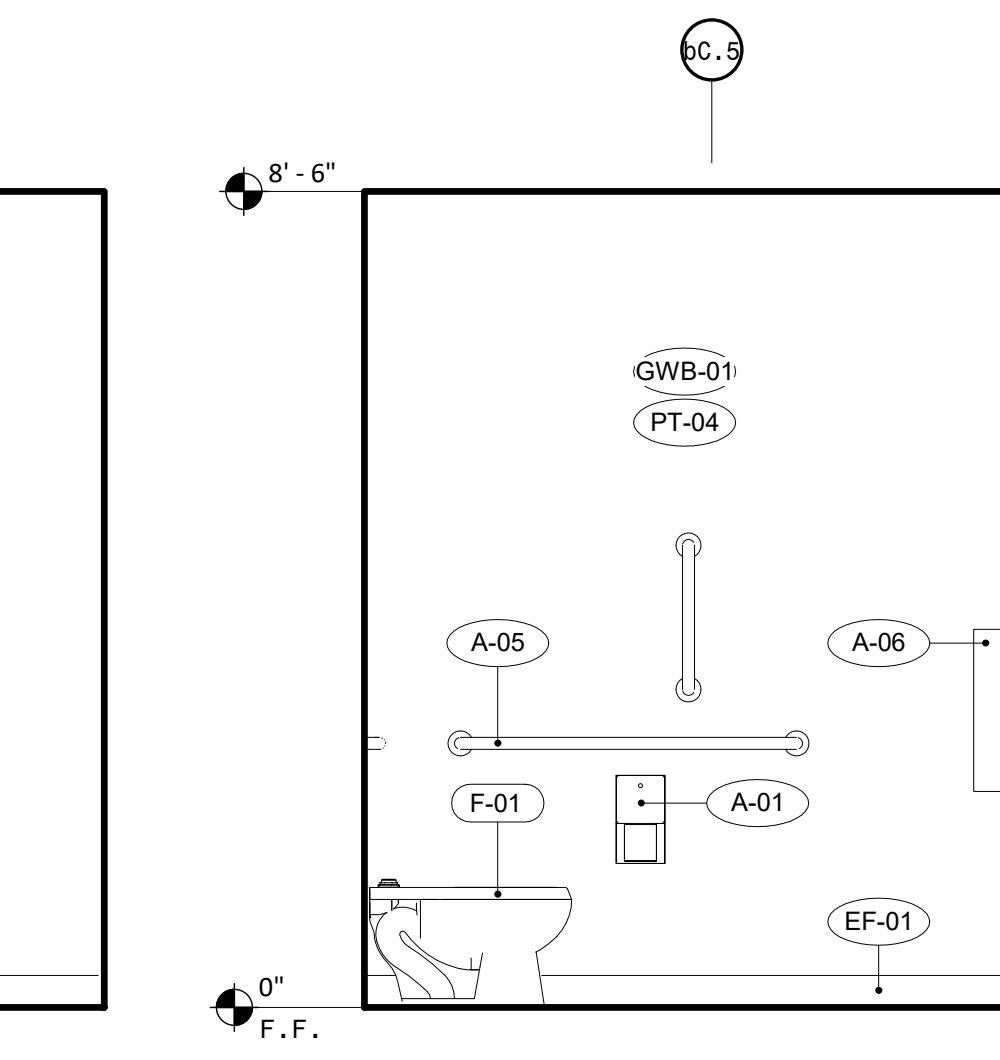
6 156 SHOWER 1 - FLOOR PLAN
1/2" = 1'-0"



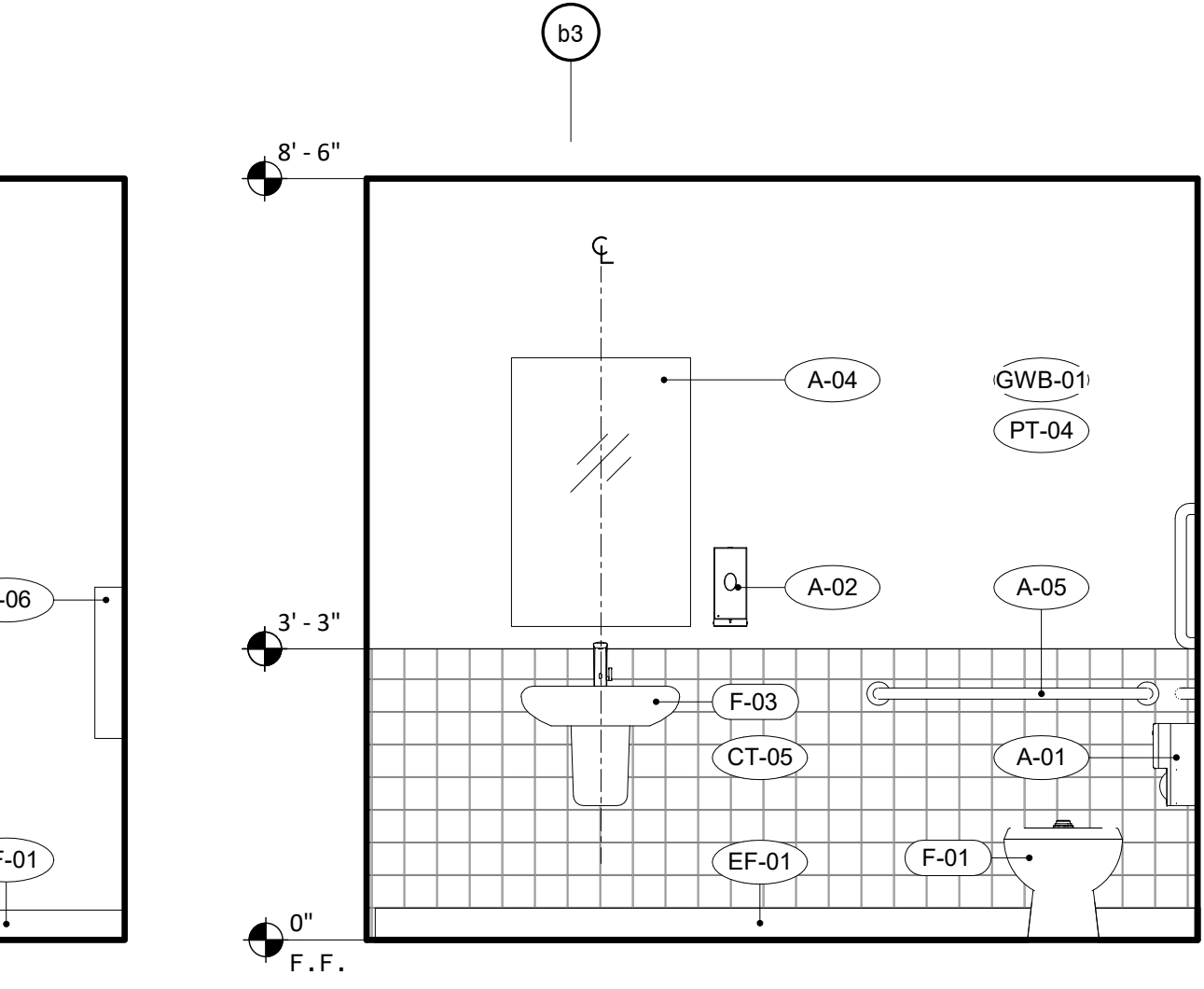
5 134 LAV - WEST INTERIOR ELEVATION
1/2" = 1'-0"



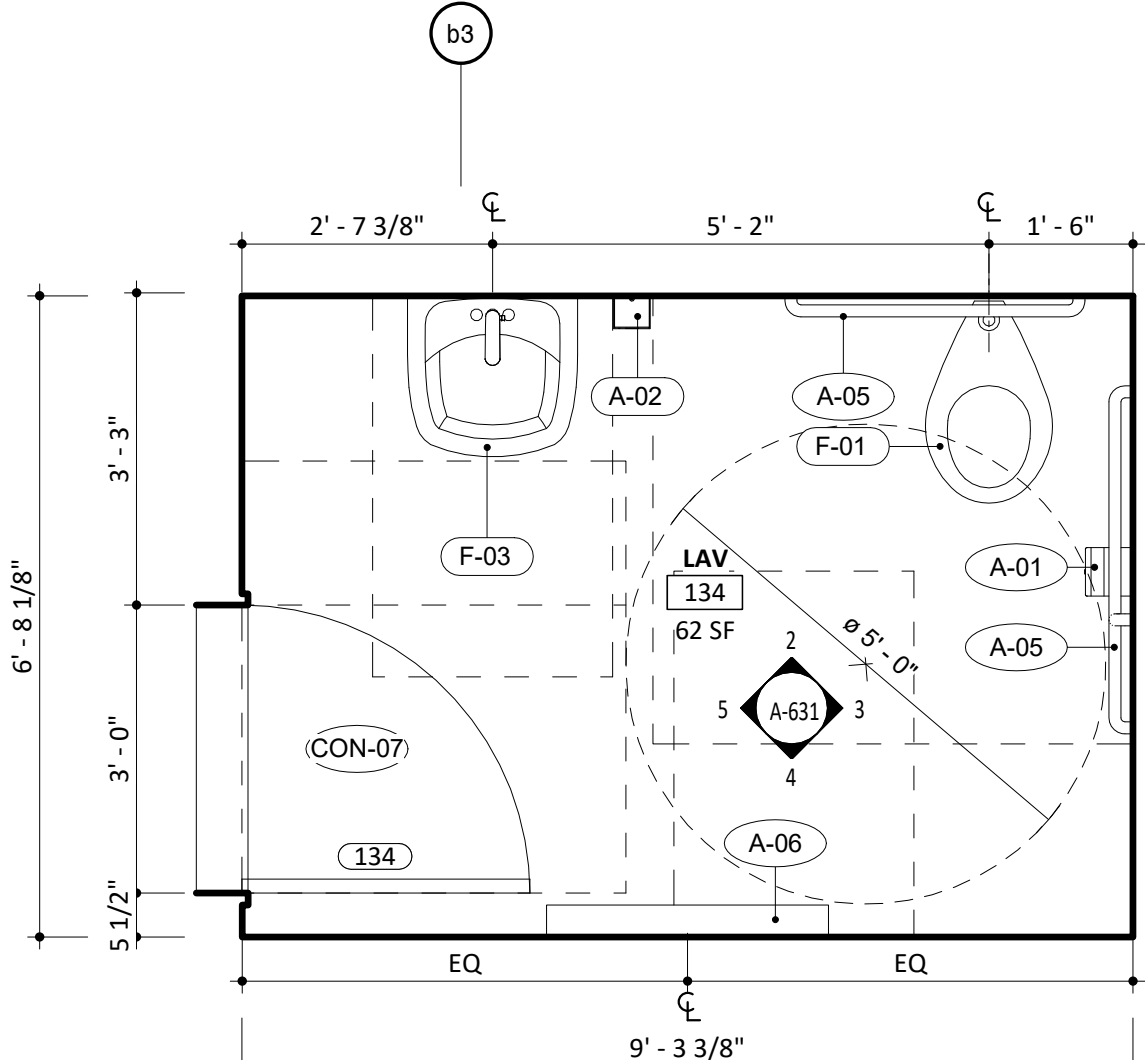
4 134 LAV - SOUTH INTERIOR ELEVATION
1/2" = 1'-0"



3 134 LAV - EAST INTERIOR ELEVATION
1/2" = 1'-0"



2 134 LAV - NORTH INTERIOR ELEVATION
1/2" = 1'-0"



1 134 LAV - FLOOR PLAN
1/2" = 1'-0"

NOTES

- GENERAL NOTES
- DO NOT SCALE DRAWINGS FOR DIMENSIONS. ADDITIONAL INFORMATION MAY BE SHOWN ON THE FLOOR PLANS, DETAIL PLANS, ELEVATIONS, SECTIONS, DETAIL SCHEDULES AND SPECIFICATIONS. REFER TO SHEET G-001 FOR TYPICAL NOTES, LEGENDS, SYMBOLS & DIMENSIONING STANDARDS.
 - REFER TO SHEET A-831 FOR MATERIAL ABBREVIATION LEGEND.
 - FOR ADDITIONAL INFORMATION REFER TO STRUCTURAL, MECHANICAL, ELECTRICAL AND PLUMBING DRAWINGS.
 - REFERENCE LANDSCAPE & CIVIL DRAWINGS FOR GRADING AND MATERIALS.
 - FOR LIGHT FIXTURE SCHEDULE, REFERENCE ELECTRICAL DRAWING E-300.
 - REFER TO SHEET A-601 FOR GENERAL MOUNTING HEIGHTS OF FIXTURES AND FITTINGS.

LEGEND

REFERENCE A-831/A-832 FOR SPECIFICATION SECTION

- (ACT-XX) ACOUSTIC CEILING TILE
- (A-XX) BATHROOM ACCESSORIES
- (BA-XX) BULLET RESISTANT ASSEMBLIES
- (BR-XX) BRICK
- (CON-XX) CONCRETE
- (CT-XX) CERAMIC TILE
- (EF-XX) EPOXY FLOORING & BASE
- (EQ-XX) EQUIPMENT
- (F-XX) FIXTURES
- (GC-XX) GLAZED CANOPY
- (GL-XX) GLASS
- (GR-XX) GROUND FACE BLOCK
- (GWB-XX) GYPSUM WALL BOARD
- (INS-XX) INSULATION
- (LVT-XX) LUXURY VINYL TILE
- (MF-XX) METAL FENCING
- (MR-XX) METAL RAILING
- (MTL-XX) SHEET METAL
- (PH-XX) PHENOLIC RESIN
- (PL-XX) PLASTIC LAMINATE
- (PT-XX) PAINT
- (PX-XX) HIGH PERFORMANCE COATING
- (RB-XX) RUBBER BASE
- (RFG-XX) ROOFING
- (RP-XX) ROOF PAVERS
- (SF-XX) STOREFRONT
- (SS-XX) SOLID SURFACE
- (STS-XX) STAINLESS STEEL
- (WD-XX) WOOD

PROJECT INFORMATION

NORTH WATERFRONT PARK

10 COWAN STREET
WILMINGTON, NORTH CAROLINA

CITY OF WILMINGTON
Community Services Department
P.O. Box 1810, Wilmington, North Carolina 28402
City of Wilmington Project Code 3CPRK1860

Landscape Architecture = L
HARGREAVES JONES
160 Varick Street, Suite 204, New York, NY 10014
www.hargreavesjonesla.com
NC License #C-513

Architecture = A
SAGE & COMBE ARCHITECTS
12-15 Vestry Street, 5th Floor, New York, NY 10013
www.sageandcombe.com

Acoustic/Theater/AV = AT
OAP.P.C.
77 Water Street, New York NY 10015
www.anup.com

Civil Engineering = C
Structural Engineering = S
Geotechnical Engineering = G
STEWART
223 S. West Street, Suite 1100, Raleigh, NC 27603
www.stewartinc.com
NC License #C-1051

Environmental Engineering = EE
SOIL & ENVIRONMENTAL CONSULTANTS, PA
8412 Falls of Neuse Road, Suite 104, Raleigh, NC 27615
www.sandec.com

EAGLE RESOURCES
215 West Moore Street, Southport, NC 28461
www.eagleresources.com

Irrigation = I
CLARK IRRIGATION DESIGN & CONSULTING, INC.
P.O. Box 693, Lenoir, NC 28553
www.clarkirrigationdesign.com

Landscape Soil = LS
LANDIS, PLLC
3608 Bentley Brook Dr. Raleigh, NC 27612
www.landispllc.com

Mechanical Engineering = M
Electrical Engineering = E
Plumbing Engineering = P
Fire Protection = FF
CHEATHAM & ASSOCIATES, PA
3412 Enterprise Drive, Wilmington NC 28405
www.cheathamla.com
NC License #C-1073

Marine Structural Engineering = SM
ANDREW CONSULTING ENGINEERS
3811 Peachtree Avenue, Suite 300, Wilmington, NC 28403
www.andrewengineers.com

Water Fountain Design = WF
DELTA FOUNTAINS
11494 Columbia Park Dr. W., Suite 4, Jacksonville, FL 32258
www.deltafountains.com

Lighting Design = EL
TILLOTSON DESIGN ASSOCIATES
40 Worth Street, Room 703, New York NY 10013
www.tilgotsondesign.com

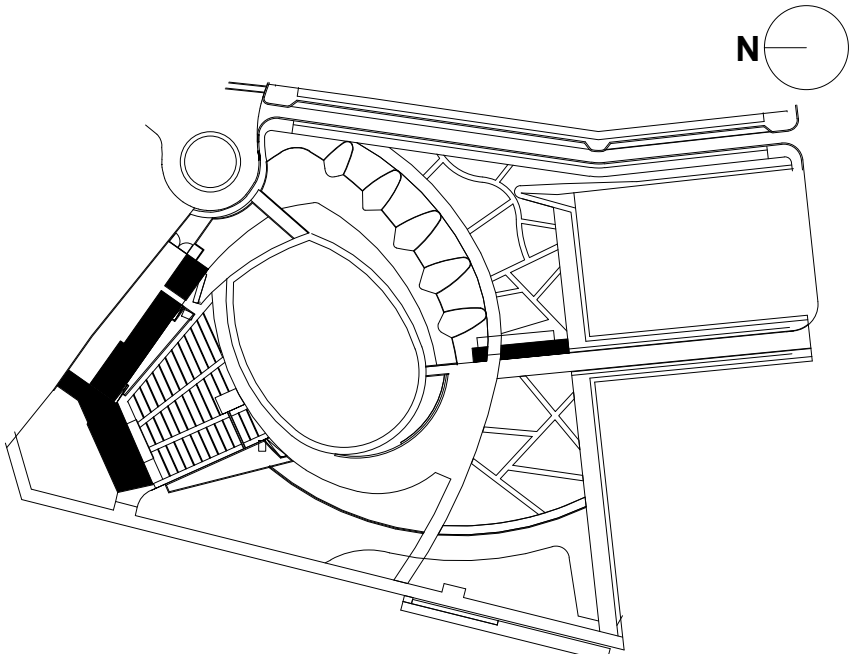
SEAL/SIGNATURE

PROGRESS SET
NOT FOR CONSTRUCTION

ISSUE/REVISIONS

| NO. | DESCRIPTION | DATE |
|-----|------------------------------------|------------|
| 1 | 80% CONSTRUCTION DOCUMENTS P3 | 07/26/2019 |
| 2 | 95% CONSTRUCTION DOCUMENTS P3 & P4 | 12/04/2019 |
| | | |
| | | |
| | | |
| | | |
| | | |
| | | |
| | | |
| | | |

KEY MAP



SHEET INFORMATION

Project No.: NWP 1701
Drawn By: HN
Checked By: PC/DWH
Date: 12/04/2019
Scale: 1/2" = 1'-0"

SHEET TITLE

ARCHITECTURE
RESTROOM PLANS &
ELEVATIONS - STAGE
BUILDING

SHEET NO.

A-631-P3

N

M

L

K

J

I

H

G

F

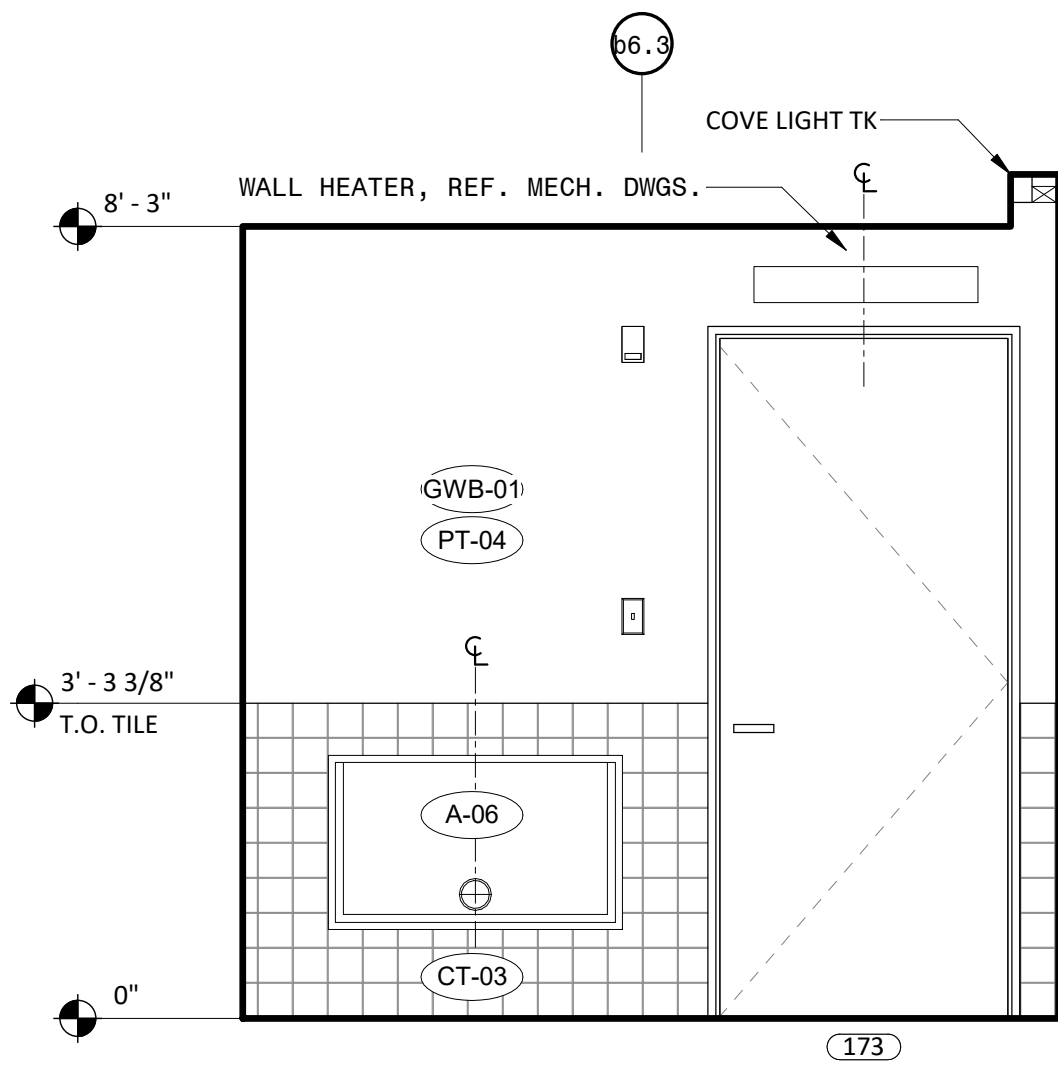
E

D

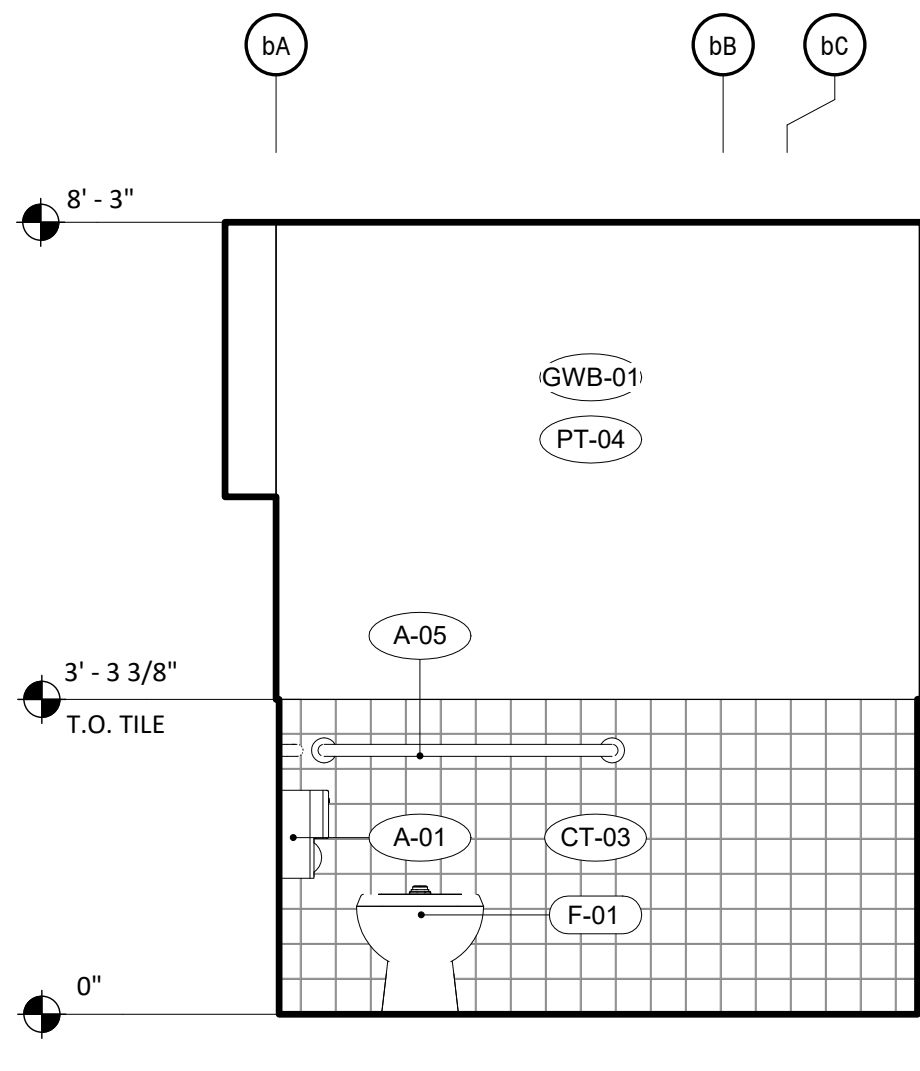
C

B

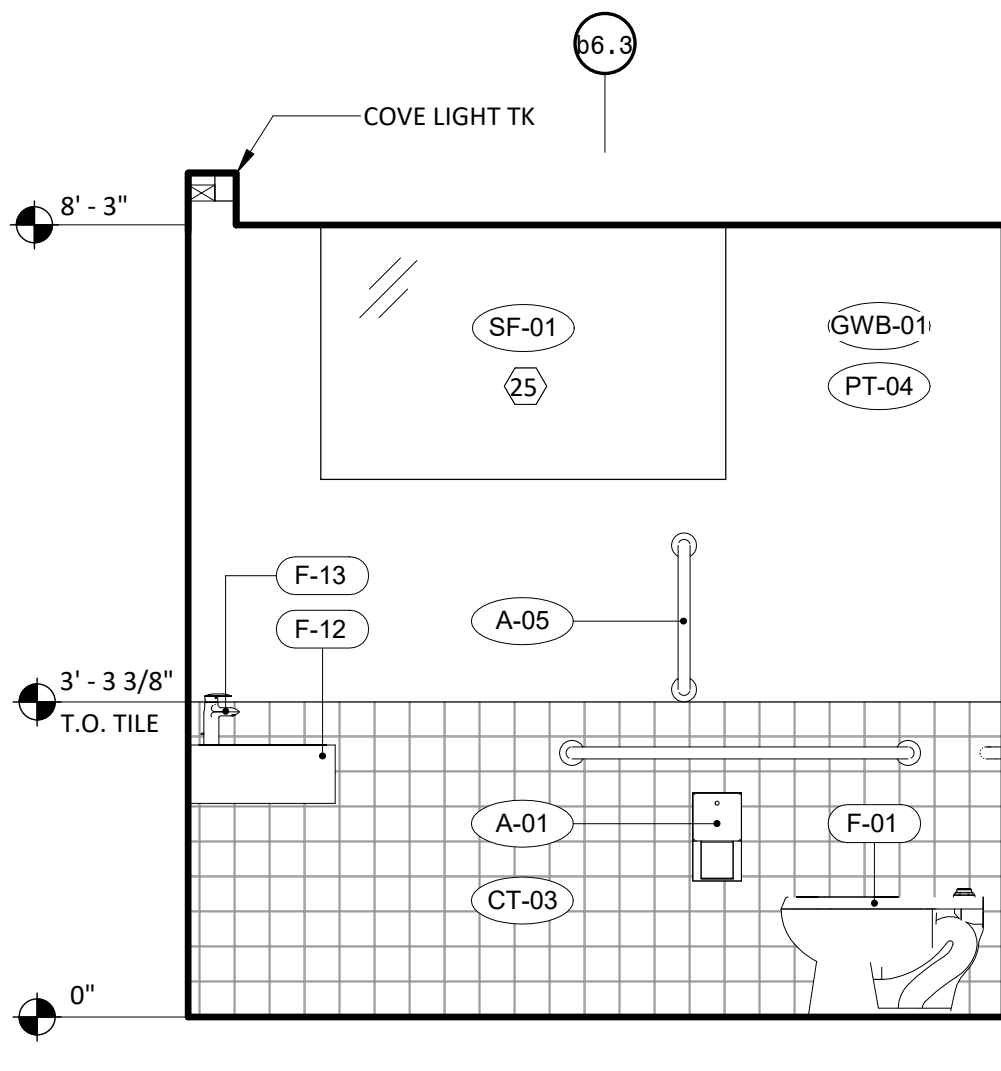
A



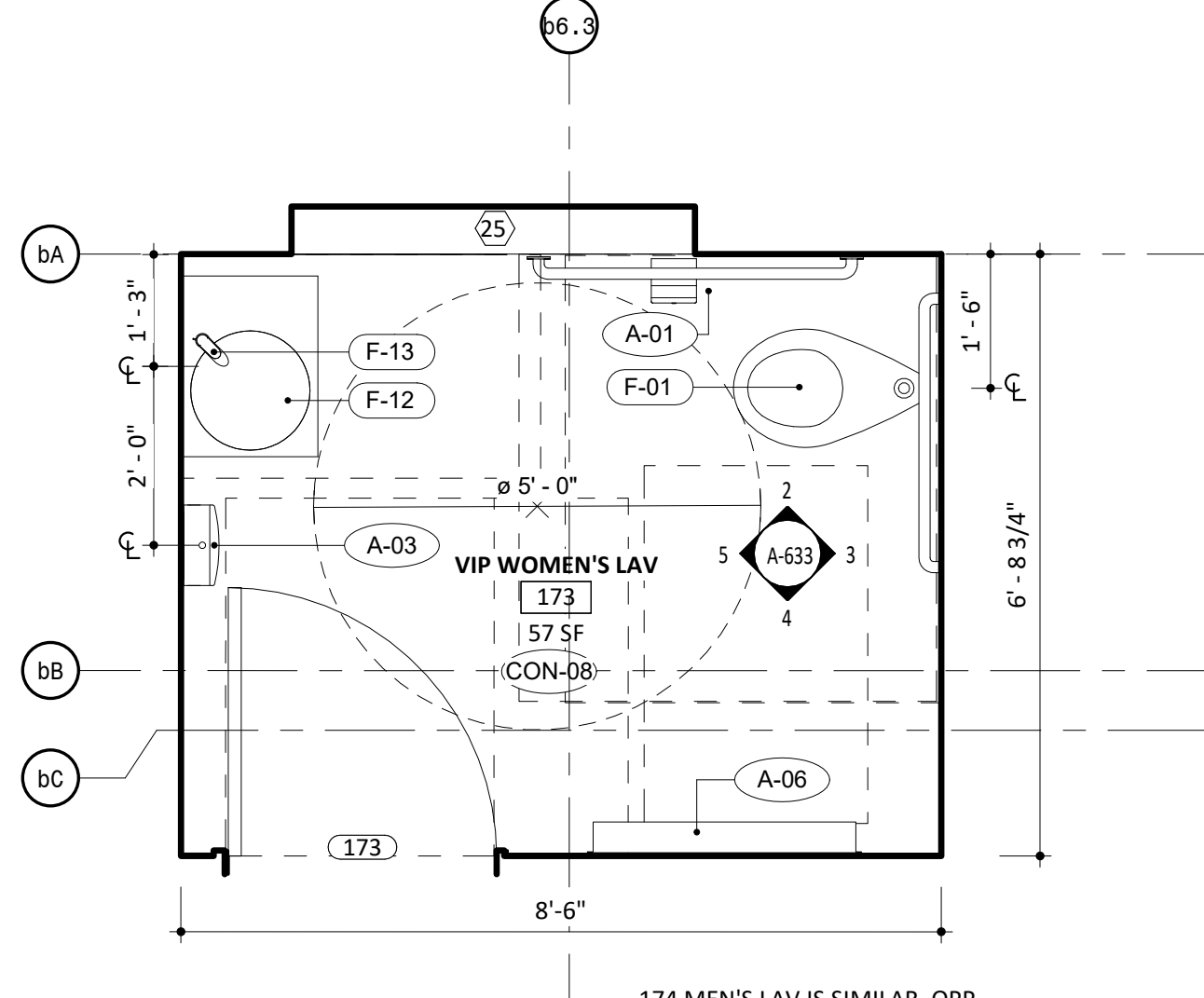
4 173 WOMEN'S LAV - SOUTH INTERIOR ELEVATION
1/2" = 1'-0"



3 173 WOMEN'S LAV - EAST INTERIOR ELEVATION
1/2" = 1'-0"



2 173 WOMEN'S LAV - NORTH INTERIOR ELEVATION
1/2" = 1'-0"



1 173 WOMEN'S LAV - FLOOR PLAN
1/2" = 1'-0"

NOTES

- GENERAL NOTES
- DO NOT SCALE DRAWINGS FOR DIMENSIONS. ADDITIONAL INFORMATION MAY BE SHOWN ON THE FLOOR PLANS, DETAIL PLANS, ELEVATIONS, SECTIONS, DETAIL SCHEDULES AND SPECIFICATIONS.
 - REFER TO SHEET G-001 FOR TYPICAL NOTES, LEGENDS, SYMBOLS & DIMENSIONING STANDARDS.
 - REFER TO SHEET A-831 FOR MATERIAL ABBREVIATION LEGEND.
 - FOR ADDITIONAL INFORMATION REFER TO STRUCTURAL, MECHANICAL, ELECTRICAL AND PLUMBING DRAWINGS.
 - REFERENCE LANDSCAPE & CIVIL DRAWINGS FOR GRADING AND MATERIALS.
 - FOR LIGHT FIXTURE SCHEDULE, REFERENCE ELECTRICAL DRAWING E-300.
 - REFER TO SHEET A-601 FOR GENERAL MOUNTING HEIGHTS OF FIXTURES AND FITTINGS

LEGEND

REFERENCE A-831/A-832 FOR SPECIFICATION SECTION

- (ACT-XX) ACOUSTIC CEILING TILE
- (A-XX) BATHROOM ACCESSORIES
- (BA-XX) BULLET RESISTANT ASSEMBLIES
- (BR-XX) BRICK
- (CON-XX) CONCRETE
- (CT-XX) CERAMIC TILE
- (EF-XX) EPOXY FLOORING & BASE
- (EQ-XX) EQUIPMENT
- (F-XX) FIXTURES
- (GC-XX) GLAZED CANOPY
- (GL-XX) GLASS
- (GR-XX) GROUND FACE BLOCK
- (GWB-XX) GYPSUM WALL BOARD
- (INS-XX) INSULATION
- (LVT-XX) LUXURY VINYL TILE
- (MF-XX) METAL FENCING
- (MR-XX) METAL RAILING
- (MTL-XX) SHEET METAL
- (PH-XX) PHENOLIC RESIN
- (PL-XX) PLASTIC LAMINATE
- (PT-XX) PAINT
- (PX-XX) HIGH PERFORMANCE COATING
- (RB-XX) RUBBER BASE
- (RFG-XX) ROOFING
- (RP-XX) ROOF PAVERS
- (SF-XX) STOREFRONT
- (SS-XX) SOLID SURFACE
- (STS-XX) STAINLESS STEEL
- (WD-XX) WOOD

Approved Construction Plan

Name Date

Planning _____

Traffic _____

Fire _____

PROJECT INFORMATION

NORTH WATERFRONT PARK

10 COWAN STREET
WILMINGTON, NORTH CAROLINA

CITY OF WILMINGTON
Community Services Department
PO Box 1810, Wilmington, North Carolina 28402
City of Wilmington Project Code 3CPRK1860

Landscape Architecture = L
HARGREAVES JONES
180 Varick Street, Suite 204, New York, NY 10014
www.hargreavesjonesla.com
NC License #C-513

Architecture = A
SAGE & COOMBE ARCHITECTS
12-15 Vestry Street, 5th Floor, New York, NY 10013
www.sageandcoombe.com

Acoustic/Theater/AV = AT
OAP.P.C.
77 Water Street, New York NY 10015
www.anup.com

Civil Engineering = C
Structural Engineering= S
Geotechnical Engineering = G
STEWART
223 S. West Street, Suite 1100, Raleigh, NC 27603
www.stewartinc.com
NC License #C-1051

Environmental Engineering = EE
SOIL & ENVIRONMENTAL CONSULTANTS, PA
8412 Falls of Neuse Road, Suite 104, Raleigh, NC 27615
www.sandec.com
EAGLE RESOURCES
215 West Moore Street, Southport, NC 28461
www.eagleresources.com

Irrigation= I
CLARK IRRIGATION DESIGN & CONSULTING, INC
P.O. Box 693, Lavonia, GA 30553
www.clarkirrigationdesign.com

Landscape Soil = LS
LANDIS, PLLC
3808 Bentley Brook Dr. Raleigh, NC 2761 2
www.landispllc.com

Mechanical Engineering = M
Electrical Engineering = E
Plumbing Engineering = P
Fire Protection = FF
CHEATHAM & ASSOCIATES , PA
3412 Enterprise Drive, Wilmington NC 28405
www.cheathamga.com
NC License #C-1073

Marine Structural Engineering = SM
ANDREW CONSULTING ENGINEERS
3811 Peachtree Avenue, Suite 300, Wilmington, NC 28403
www.andrewengineers.com

Water Fountain Design = WF
DELTA FOUNTAINS
11494 Columbia Park Dr. W., Suite 4, Jacksonville, FL 32258
www.deltafountains.com

Lighting Design = EL
TILLOTSON DESIGN ASSOCIATES
40 Worth Street, Room 703, New York NY 10013
www.tilotsondesign.com

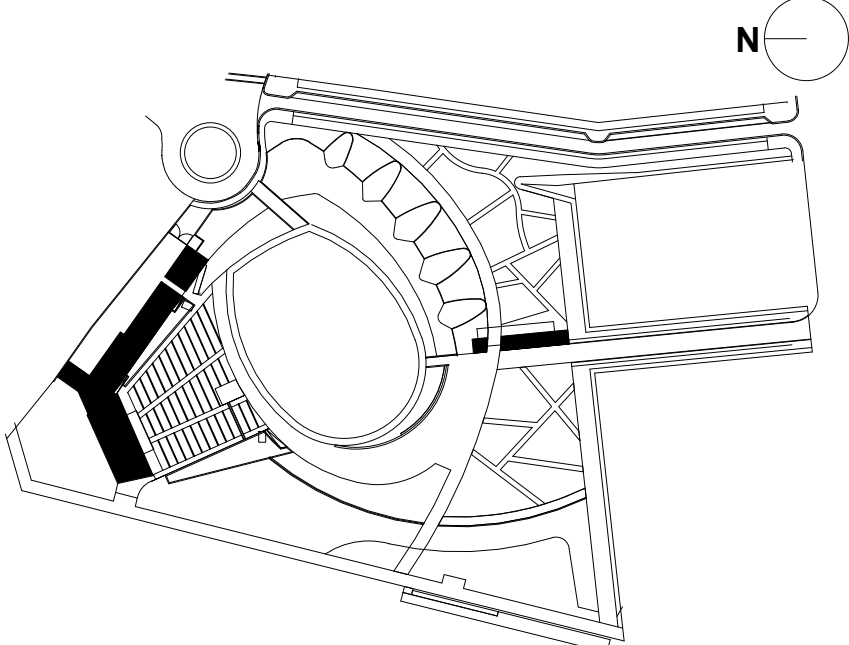
SEAL/SIGNATURE

PROGRESS SET
NOT FOR CONSTRUCTION

ISSUE/REVISIONS

| NO. | DESCRIPTION | DATE |
|-----|------------------------------------|------------|
| 1 | 80% CONSTRUCTION DOCUMENTS P3 | 07/26/2019 |
| 2 | 95% CONSTRUCTION DOCUMENTS P3 & P4 | 12/04/2019 |
| | | |
| | | |
| | | |
| | | |
| | | |
| | | |
| | | |

KEY MAP



SHEET INFORMATION

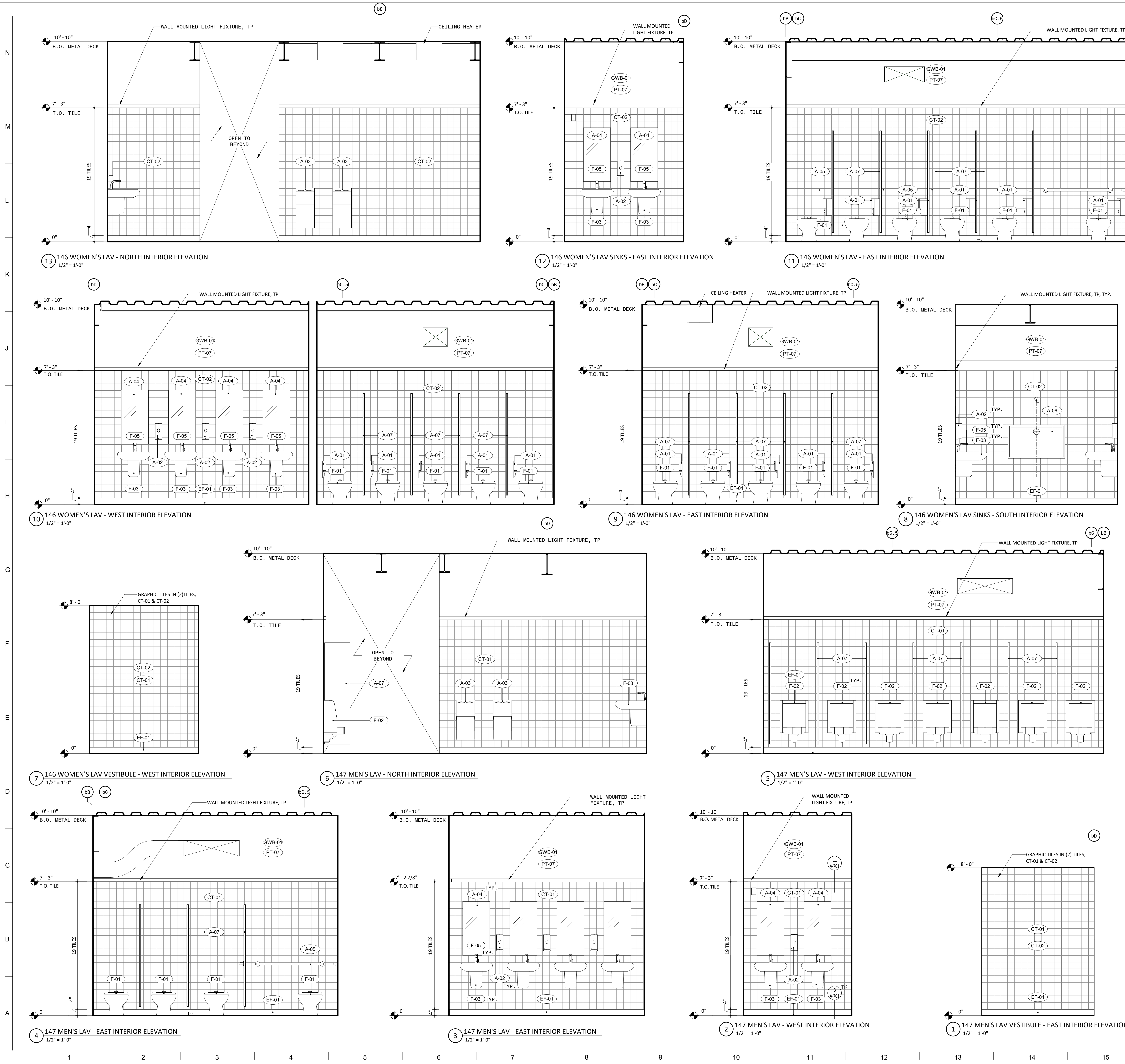
Project No.: NWP 1701
Drawn By: HN
Checked By: PC/DWH
Date: 12/04/2019
Scale: 1/2" = 1'-0"

SHEET TITLE

ARCHITECTURE
RESTROOM PLANS &
ELEVATIONS - STAGE
BUILDING

SHEET NO.

A-633-P3



NOTES

- GENERAL NOTES**
- DO NOT SCALE DRAWINGS FOR DIMENSIONS. ADDITIONAL INFORMATION MAY BE SHOWN ON THE FLOOR PLANS, DETAIL PLANS, ELEVATIONS, SECTIONS, DETAIL SCHEDULES AND SPECIFICATIONS.
 - REFER TO SHEET G-001 FOR TYPICAL NOTES, LEGENDS, SYMBOLS & DIMENSIONING STANDARDS.
 - REFER TO SHEET A-831 FOR MATERIAL ABBREVIATION LEGEND.
 - FOR ADDITIONAL INFORMATION REFER TO STRUCTURAL, MECHANICAL, ELECTRICAL AND PLUMBING DRAWINGS.
 - REFERENCE LANDSCAPE & CIVIL DRAWINGS FOR GRADING AND MATERIALS.
 - FOR LIGHT FIXTURE SCHEDULE, REFERENCE ELECTRICAL DRAWING E-300.
 - REFER TO SHEET A-601 FOR GENERAL MOUNTING HEIGHTS OF FIXTURES AND FITTINGS

LEGEND

REFERENCE A-831/A-832 FOR SPECIFICATION SECTION

| | |
|----------|-----------------------------|
| (ACT-XX) | ACOUSTIC CEILING TILE |
| (A-XX) | BATHROOM ACCESSORIES |
| (BA-XX) | BULLET RESISTANT ASSEMBLIES |
| (BR-XX) | BRICK |
| (CON-XX) | CONCRETE |
| (CT-XX) | CERAMIC TILE |
| (EF-XX) | EPOXY FLOORING & BASE |
| (EQ-XX) | EQUIPMENT |
| (F-XX) | FIXTURES |
| (GC-XX) | GLAZED CANOPY |
| (GL-XX) | GLASS |
| (GR-XX) | GROUND FACE BLOCK |
| (GWB-XX) | GYPSUM WALL BOARD |
| (INS-XX) | INSULATION |
| (LVT-XX) | LUXURY VINYL TILE |
| (MF-XX) | METAL FENCING |
| (MR-XX) | METAL RAILING |
| (MTL-XX) | SHEET METAL |
| (PH-XX) | PHENOLIC RESIN |
| (PL-XX) | PLASTIC LAMINATE |
| (PT-XX) | PAINT |
| (PX-XX) | HIGH PERFORMANCE COATING |
| (RB-XX) | RUBBER BASE |
| (RFG-XX) | ROOFING |
| (RP-XX) | ROOF PAVERS |
| (SF-XX) | STOREFRONT |
| (SS-XX) | SOLID SURFACE |
| (STS-XX) | STAINLESS STEEL |
| (WD-XX) | WOOD |

PROJECT INFORMATION

NORTH WATERFRONT PARK

10 COWAN STREET
WILMINGTON, NORTH CAROLINA

CITY OF WILMINGTON
Community Services Department
P.O. Box 1810, Wilmington, North Carolina 28402
City of Wilmington Project Code 3CPRK1860

Landscape Architecture = L
HARGREAVES JONES
160 Varick Street, Suite 204, New York, NY 10014
www.hargreavesjonesla.com
NC License #C-513

Architecture = A
SAGE & COOMBE ARCHITECTS
12-15 Vestry Street, 5th Floor, New York, NY 10013
www.sageandcoombe.com

Acoustic/Theater/AV = AT
OAP.P.C.
77 Water Street, New York NY 10015
www.anup.com

Civil Engineering = C
Structural Engineering = S
Geotechnical Engineering = G
STEWART
223 S. West Street, Suite 1100, Raleigh, NC 27603
www.stewartinc.com
NC License #C-1051

Environmental Engineering = EE
SOIL & ENVIRONMENTAL CONSULTANTS, PA
8412 Falls of Neuse Road, Suite 104, Raleigh, NC 27615
www.sandec.com

EAGLE RESOURCES
215 West Moore Street, Southport, NC 28461
www.eagleresources.com

Irrigation = I
CLARK IRRIGATION DESIGN & CONSULTING, INC
P.O. Box 693, Lenoir, GA 30553
www.clarkirrigationdesign.com

Landscape Soil = LS
LANDIS, PLLC
3808 Bentley Brook Dr. Raleigh, NC 2761 2
www.landispllc.com

Mechanical Engineering = M
Electrical Engineering = E
Plumbing Engineering = P
Fire Protection = FP
CHEATHAM & ASSOCIATES, PA
3412 Enterprise Drive, Wilmington NC 28405
www.cheathamco.com
NC License #C-1073

Marine Structural Engineering = SM
ANDREW CONSULTING ENGINEERS
3811 Peachtree Avenue, Suite 300, Wilmington, NC 28403
www.andrewengineers.com

Water Fountain Design = WF
DELTA FOUNTAINS
11494 Columbia Park Dr. W., Suite 4, Jacksonville, FL 32258
www.deltafountains.com

Lighting Design = EL
TILLOTSON DESIGN ASSOCIATES
40 Worth Street, Room 703, New York NY 10013
www.tillotsondesign.com

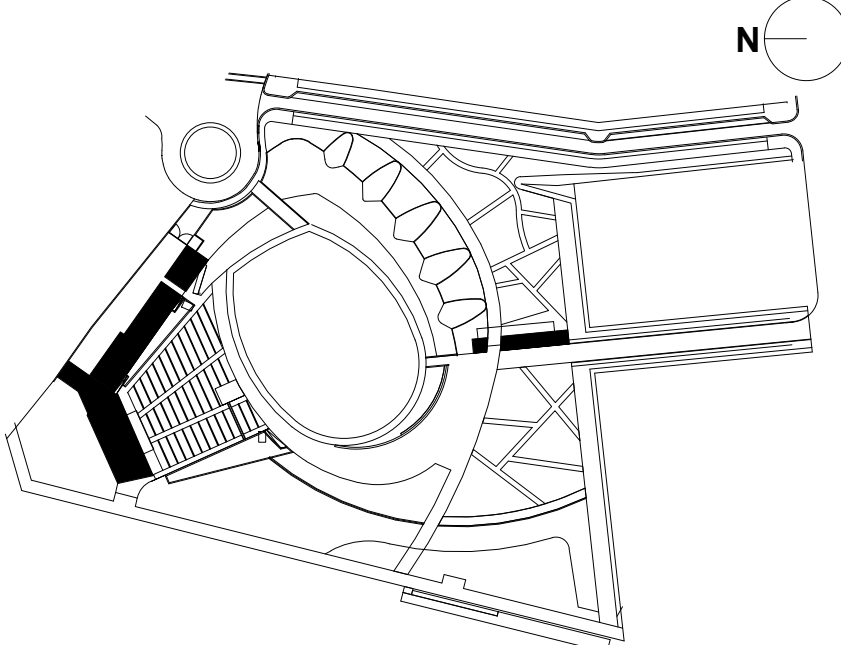
SEAL/SIGNATURE

PROGRESS SET
NOT FOR CONSTRUCTION

ISSUE/REVISIONS

| NO. | DESCRIPTION | DATE |
|-----|------------------------------------|------------|
| 1 | 80% CONSTRUCTION DOCUMENTS P3 | 07/26/2019 |
| 2 | 95% CONSTRUCTION DOCUMENTS P3 & P4 | 12/04/2019 |
| | | |
| | | |
| | | |
| | | |
| | | |
| | | |
| | | |
| | | |

KEY MAP



SHEET INFORMATION

Project No.: NWP 1701
Drawn By: HN MH
Checked By: PC DWH
Date: 12/04/2019
Scale: 1/2" = 1'-0"

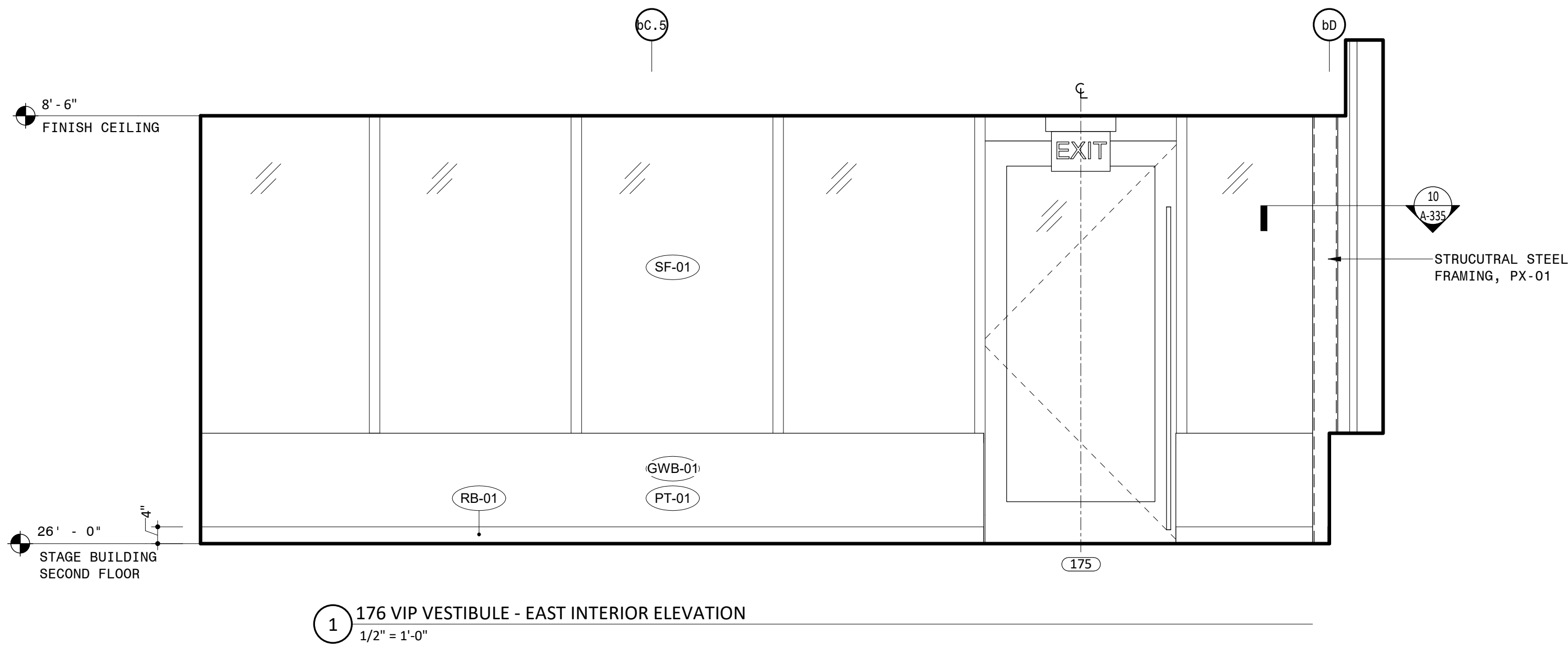
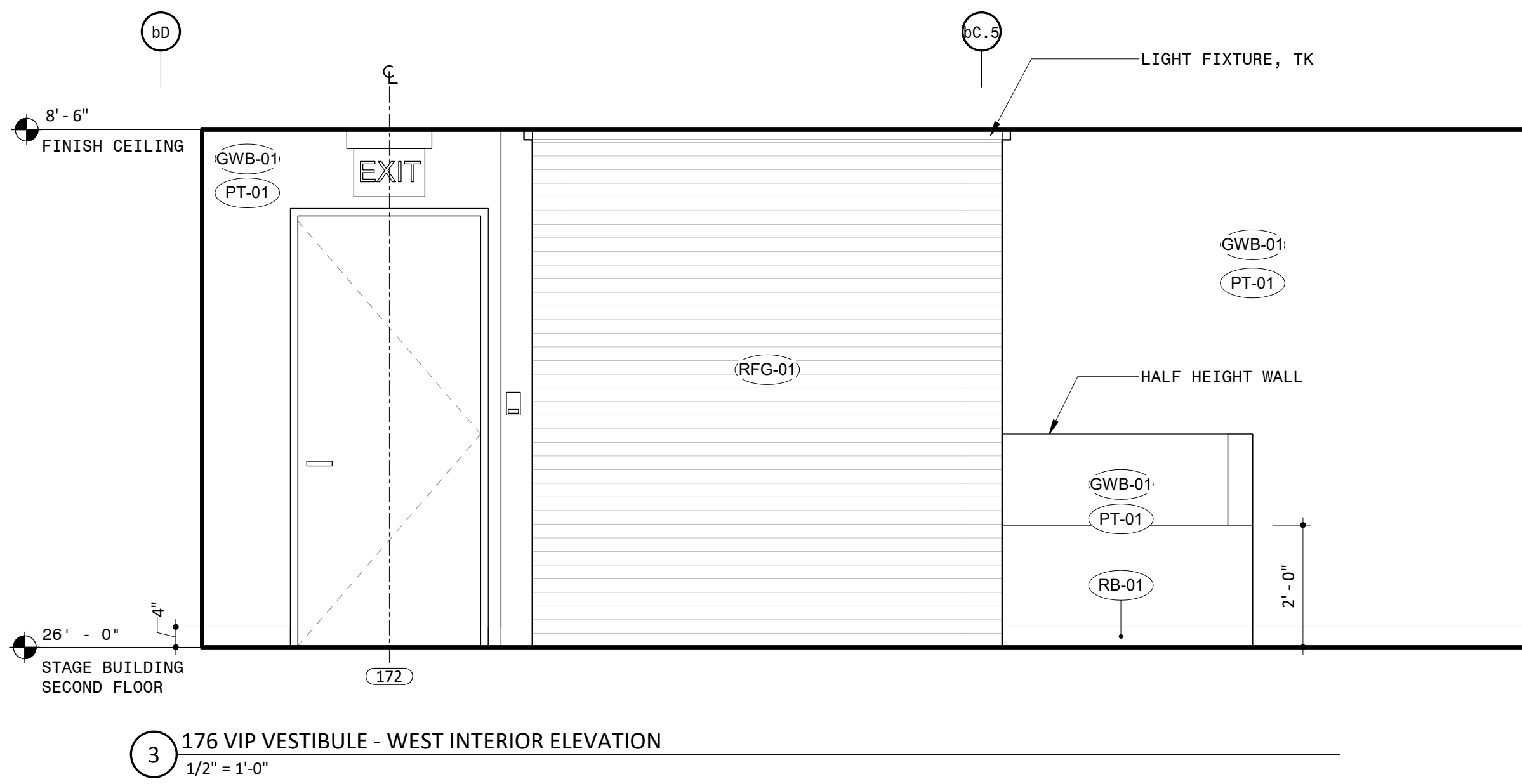
SHEET TITLE

ARCHITECTURE RESTROOM PLANS & ELEVATIONS - STAGE BUILDING

SHEET NO.

A-634-P3

A



GENERAL NOTES

1. DO NOT SCALE DRAWINGS FOR DIMENSIONS.
2. ADDITIONAL INFORMATION MAY BE SHOWN ON THE FLOOR PLANS, DETAIL PLANS, ELEVATIONS, SECTIONS, DETAIL SCHEDULES AND SPECIFICATIONS.
3. REFER TO SHEET G-601 FOR TYPICAL NOTES, LEGENDS, SYMBOLS & DIMENSIONING STANDARDS.
3. REFER TO SHEET A-831 FOR MATERIAL ABBREVIATIONS AND LISTINGS.
4. FOR ADDITIONAL INFORMATION REFER TO STRUCTURAL, MECHANICAL, ELECTRICAL AND PLUMBING DRAWINGS.
5. REFERENCE LANDSCAPE & CIVIL DRAWINGS FOR GRASS AND MATERIALS.
6. FOR LIGHT FIXTURE SCHEDULE, REFERENCE ELECTRICAL DRAWING E-300.
7. REFER TO SHEET A-601 FOR GENERAL MOUNTING HEIGHTS OF FIXTURES AND FITTINGS

| REFERENCE | A-831/A-832 FOR SPECIFICATION SECTION |
|-------------------|---------------------------------------|
| ACT-XX | ACOUSTIC CEILING TILE |
| A-XX | BATHROOM ACCESSORIES |
| BA-XX | BULLET RESISTANT ASSEMBLIES |
| BR-XX | BRICK |
| CON-XX | CONCRETE |
| CT-XX | CERAMIC TILE |
| EF-XX | EPOXY FLOORING & BASE |
| EQ-XX | EQUIPMENT |
| F-XX | FIXTURES |
| GC-XX | GLAZED CANOPY |
| GL-XX | GLASS |
| GR-XX | GROUND FACE BLOCK |
| GWB-XX | GYPSUM WALL BOARD |
| INS-XX | INSULATION |
| LVT-XX | LUXURY VINYL TILE |
| MF-XX | METAL FENCING |
| MR-XX | METAL RAILING |
| MTL-XX | SHEET METAL |
| PH-XX | PHENOLIC RESIN |
| PL-XX | PLASTIC LAMINATE |
| PT-XX | PAINT |
| PX-XX | HIGH PERFORMANCE COATING |
| RB-XX | RUBBER BASE |
| RFG-XX | ROOFING |
| RP-XX | ROOF PAVERS |
| SF-XX | STOREFRONT |
| SS-XX | SOLID SURFACE |
| STS-XX | STAINLESS STEEL |
| WD-XX | WOOD |

Name Date

Planning _____

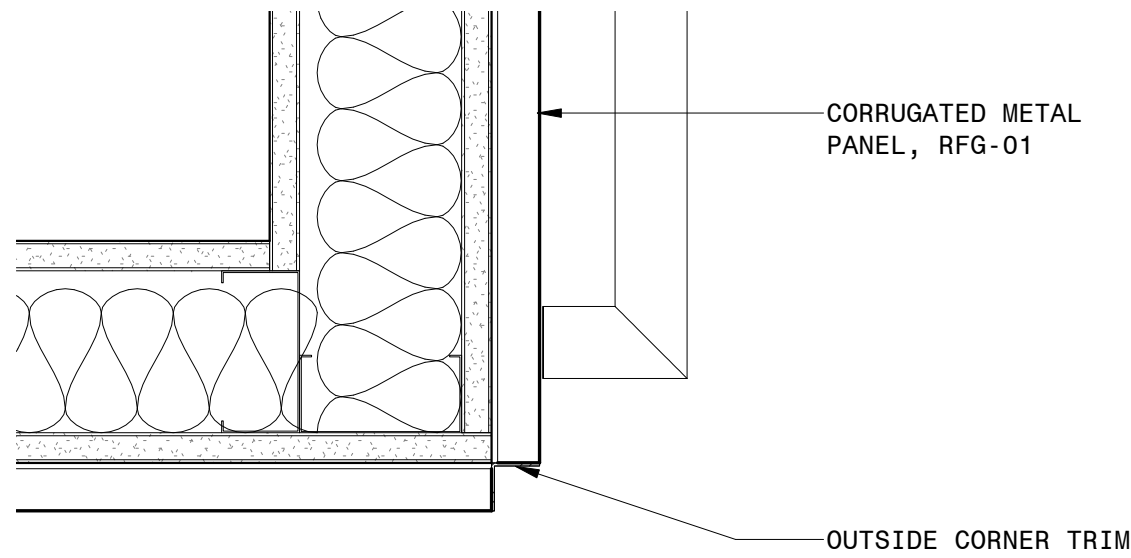
Traffic _____

Fire _____

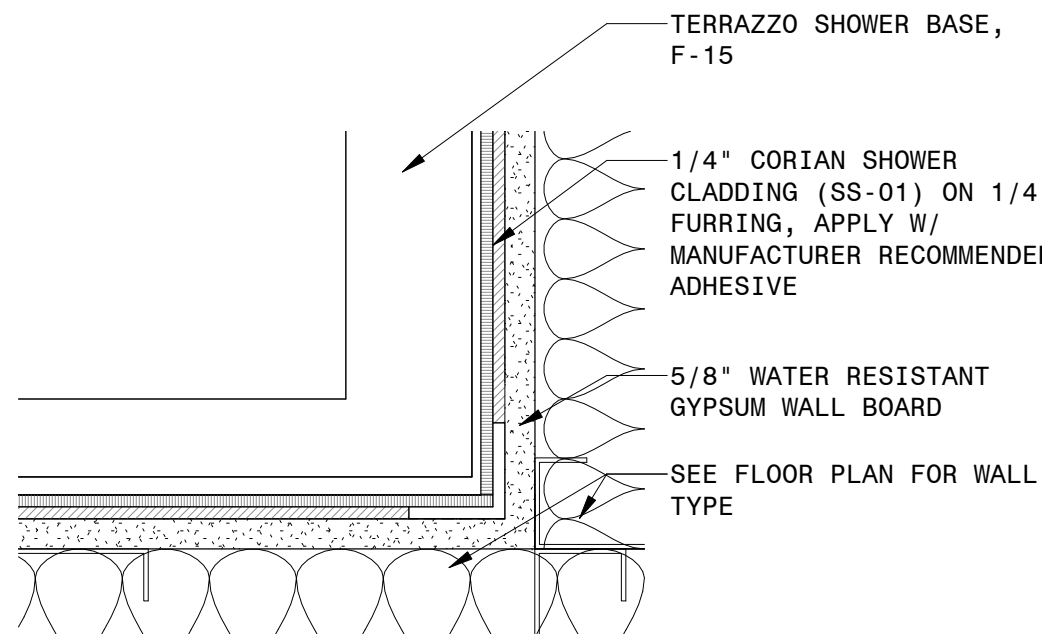
A-636-P3

N
M
L
K
J
I
H
G
F
E
D
C
B
A

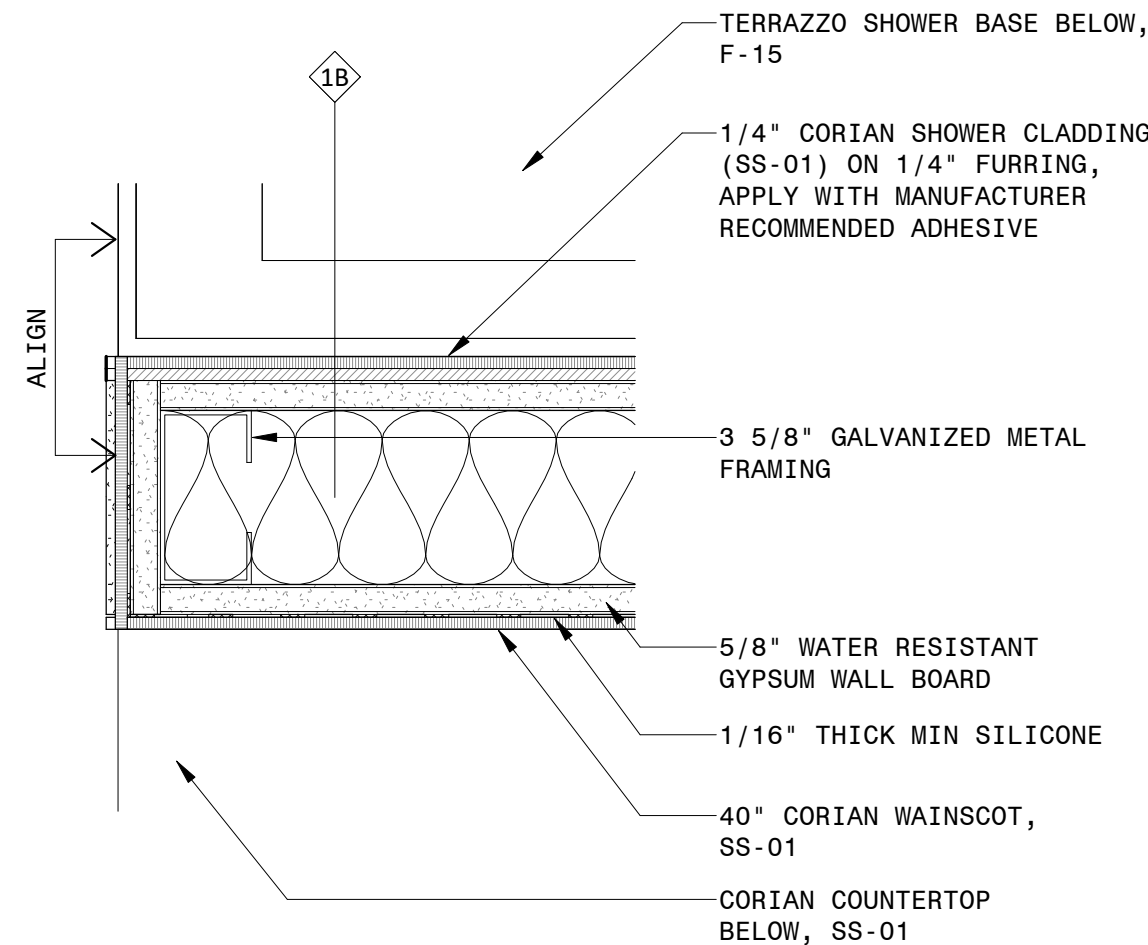
17 STAGE BUILDING PLAN DETAIL AT ELEVATOR
3" = 1'-0"



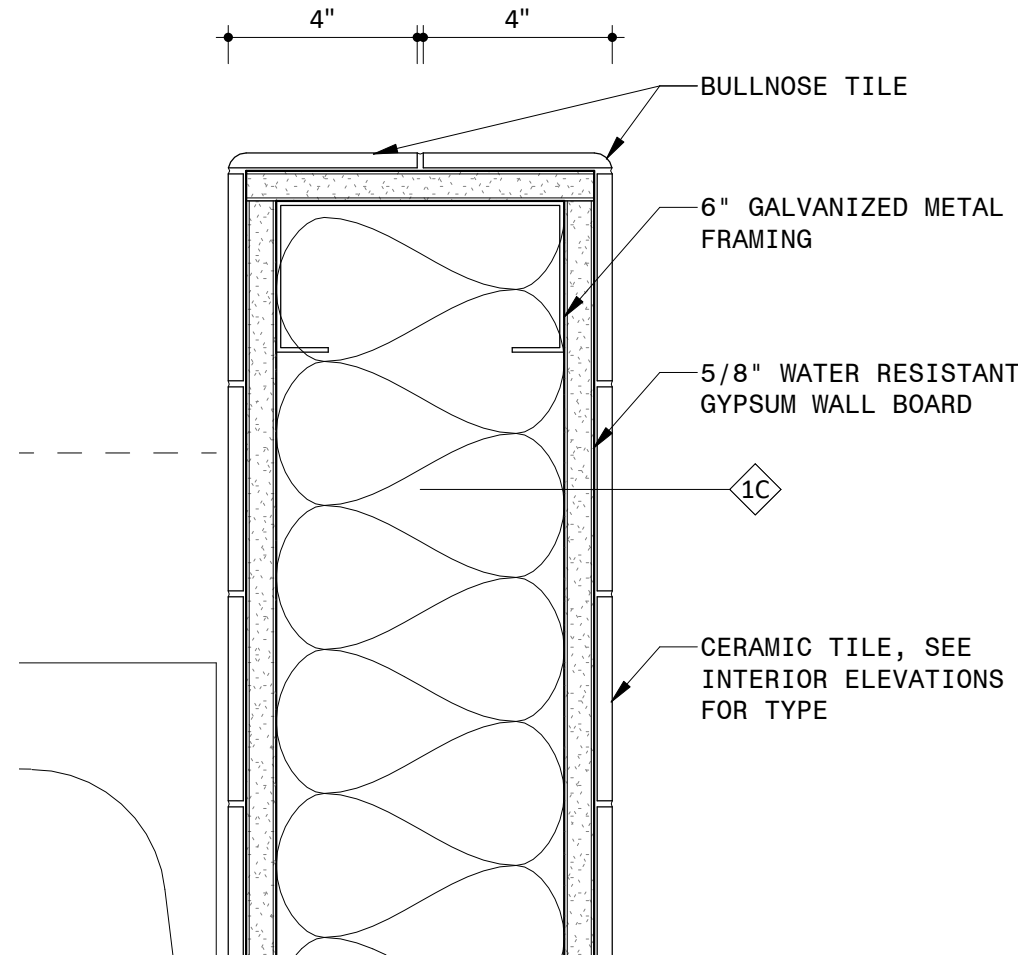
16 STAGE BUILDING PLAN DETAIL AT SHOWER
3" = 1'-0"



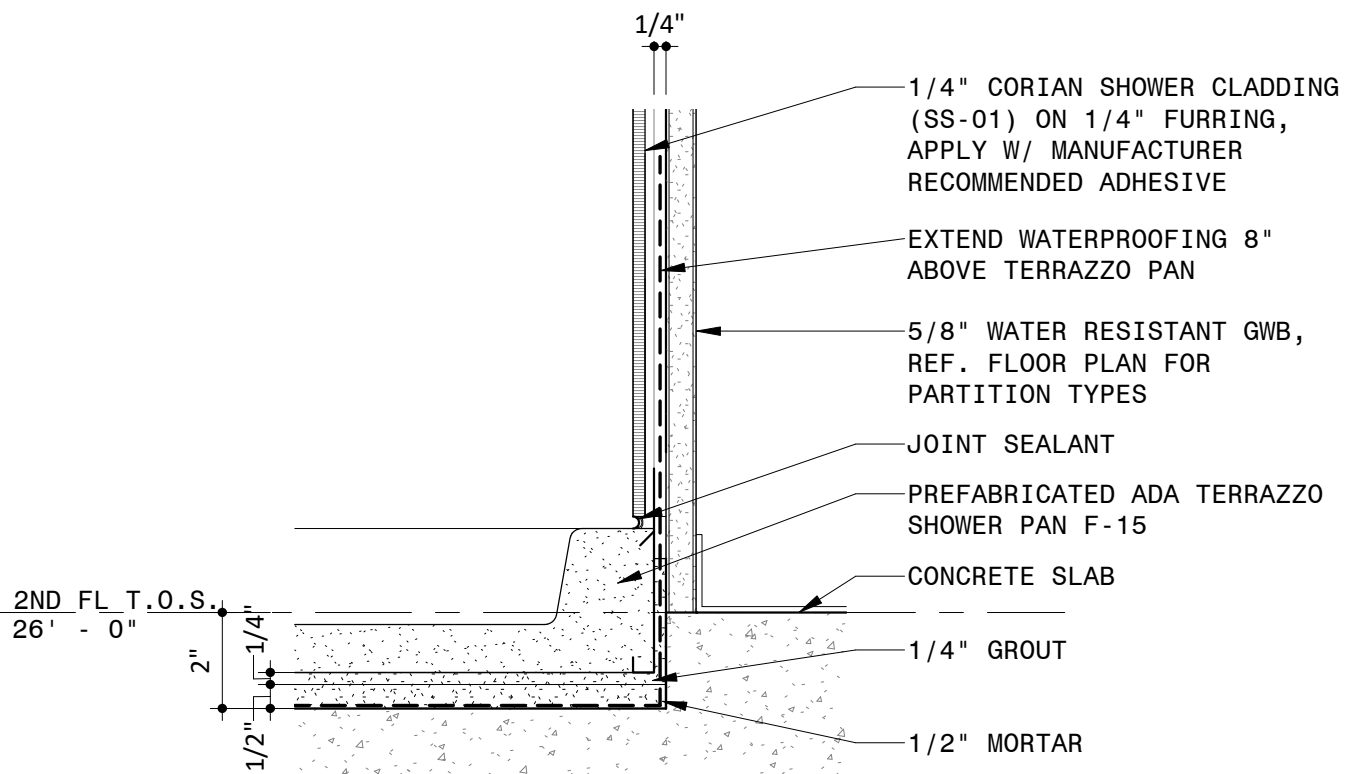
15 STAGE BUILDING PLAN DETAIL AT SHOWER WING WALL
3" = 1'-0"



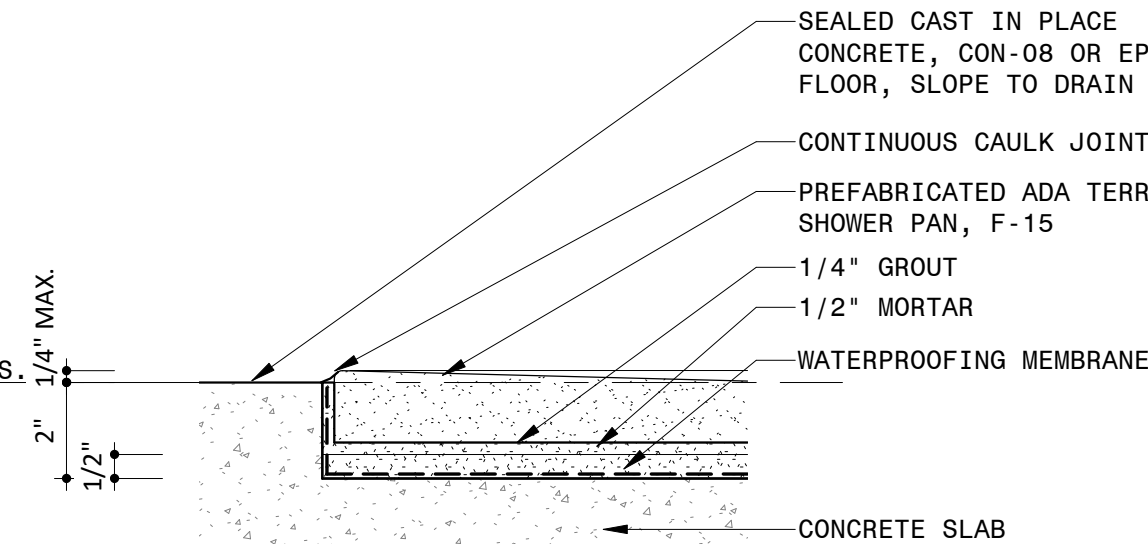
14 STAGE BUILDING PLAN DETAIL AT TILE WING WALL
3" = 1'-0"



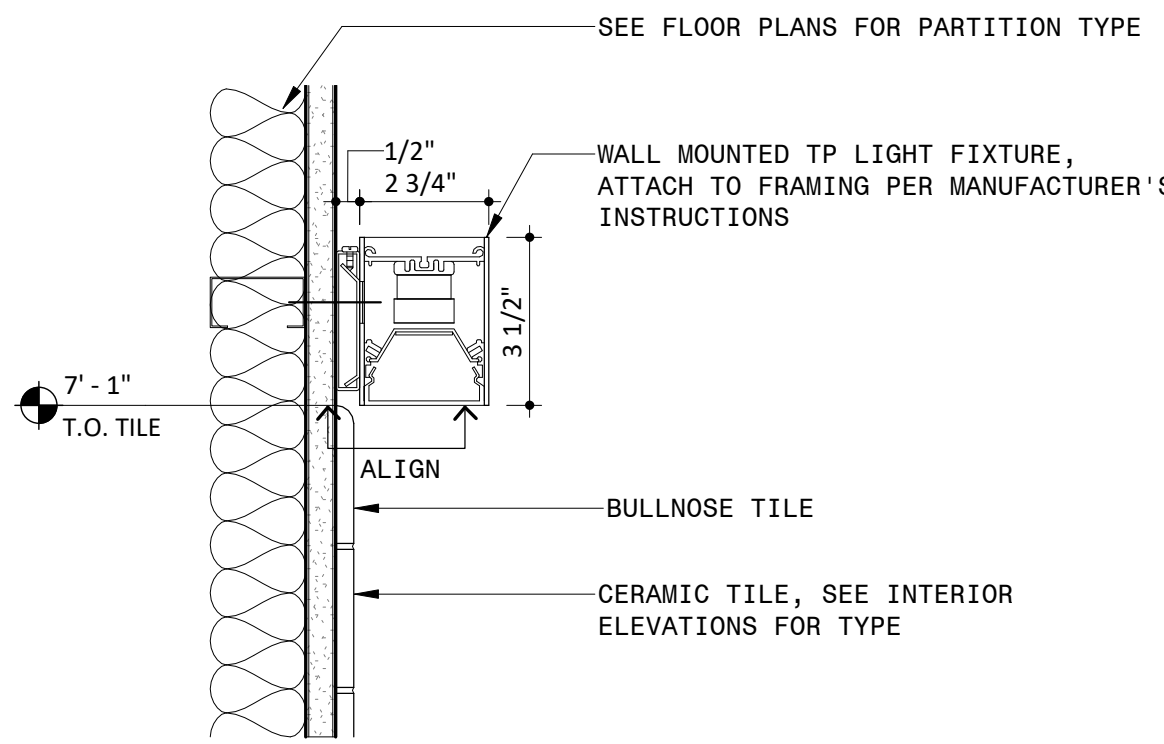
13 STAGE BUILDING SHOWER BASE SECTION DETAIL AT WALL
3" = 1'-0"



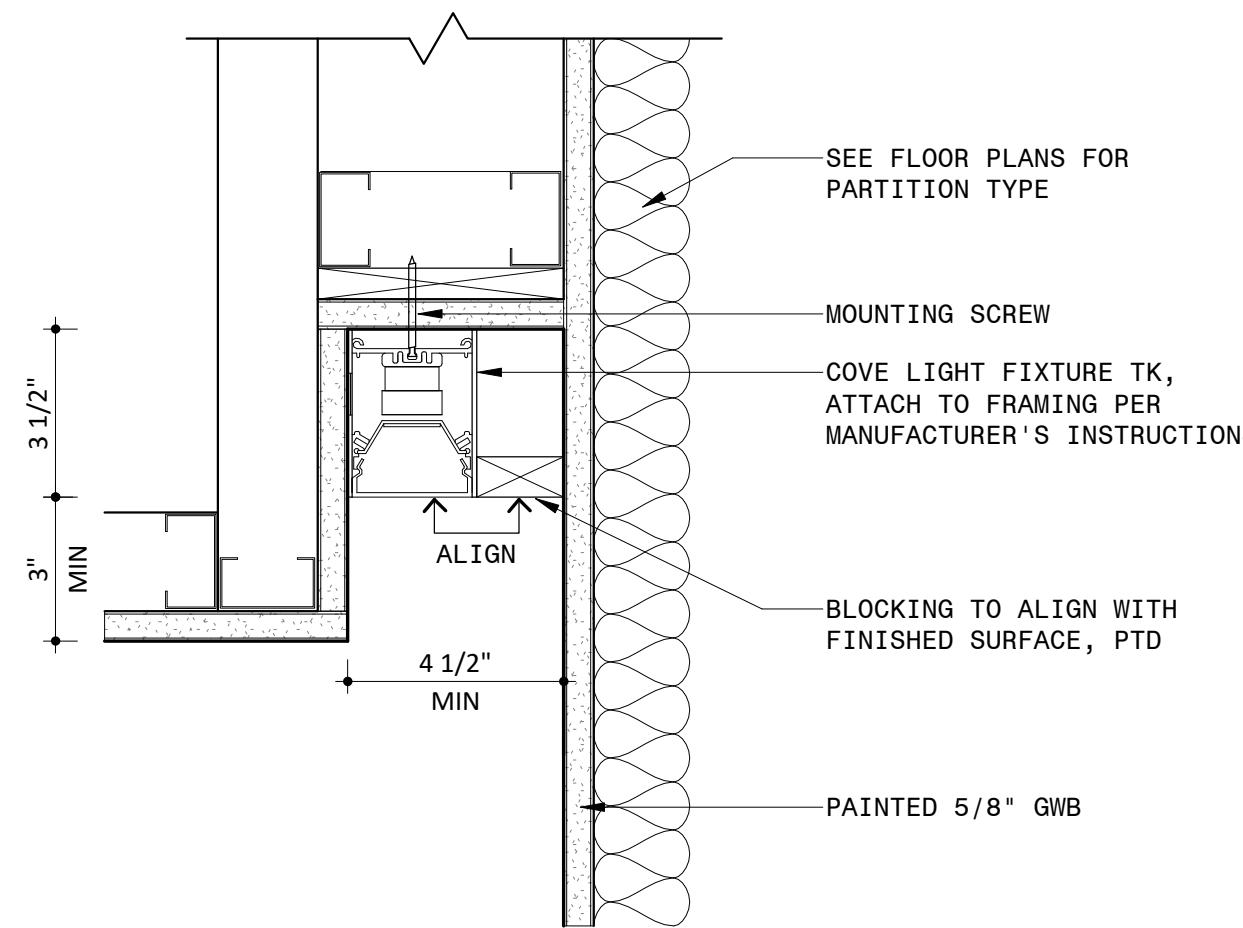
12 STAGE BUILDING SHOWER BASE DETAIL
3" = 1'-0"



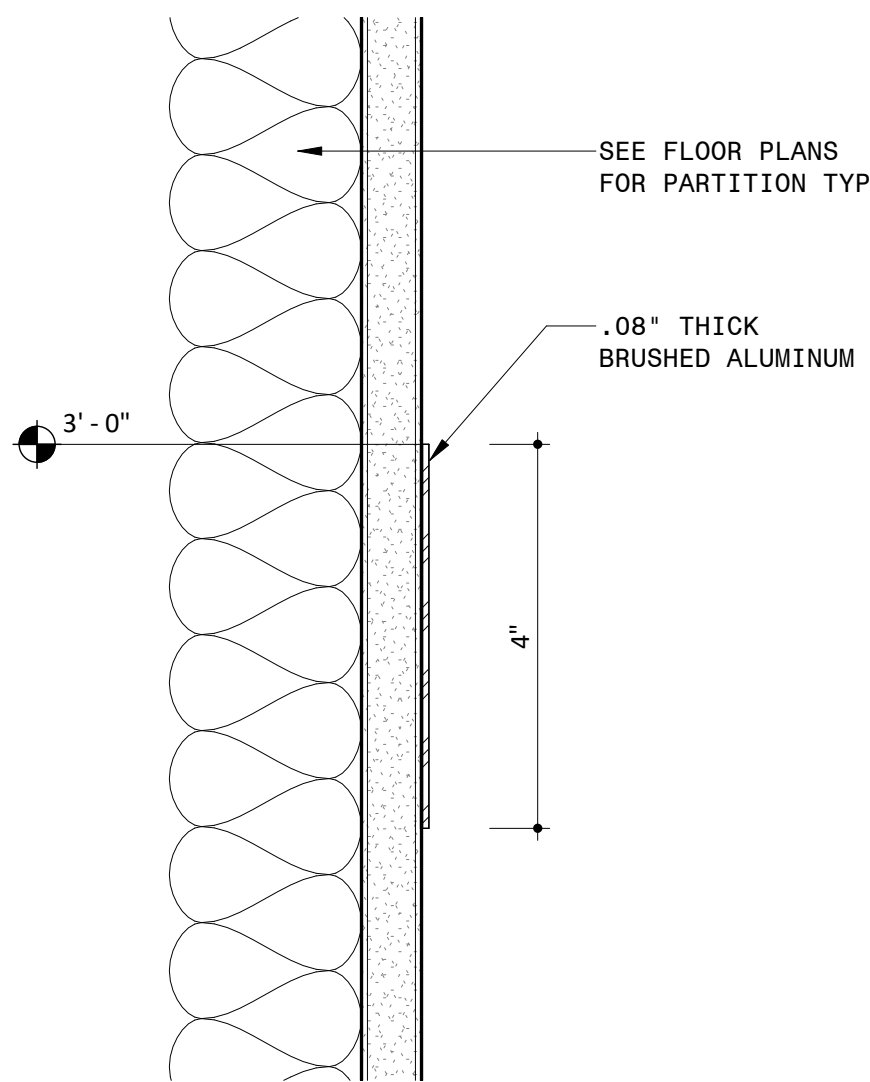
11 LIGHT FIXTURE TP SECTION DETAIL
3" = 1'-0"



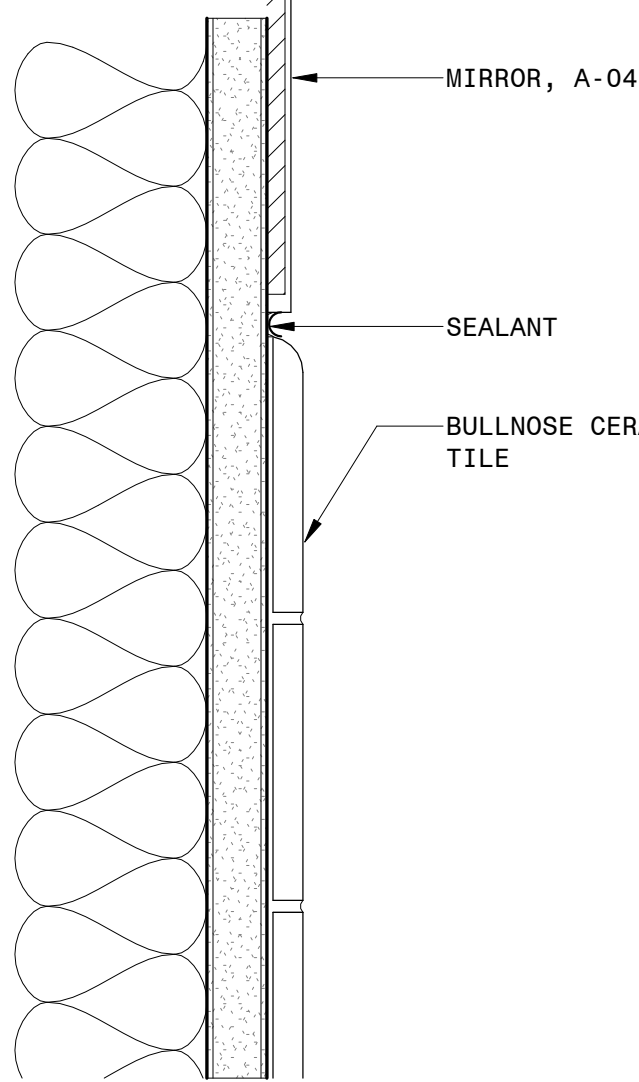
10 COVE LIGHT FIXTURE TK SECTION DETAIL
3" = 1'-0"



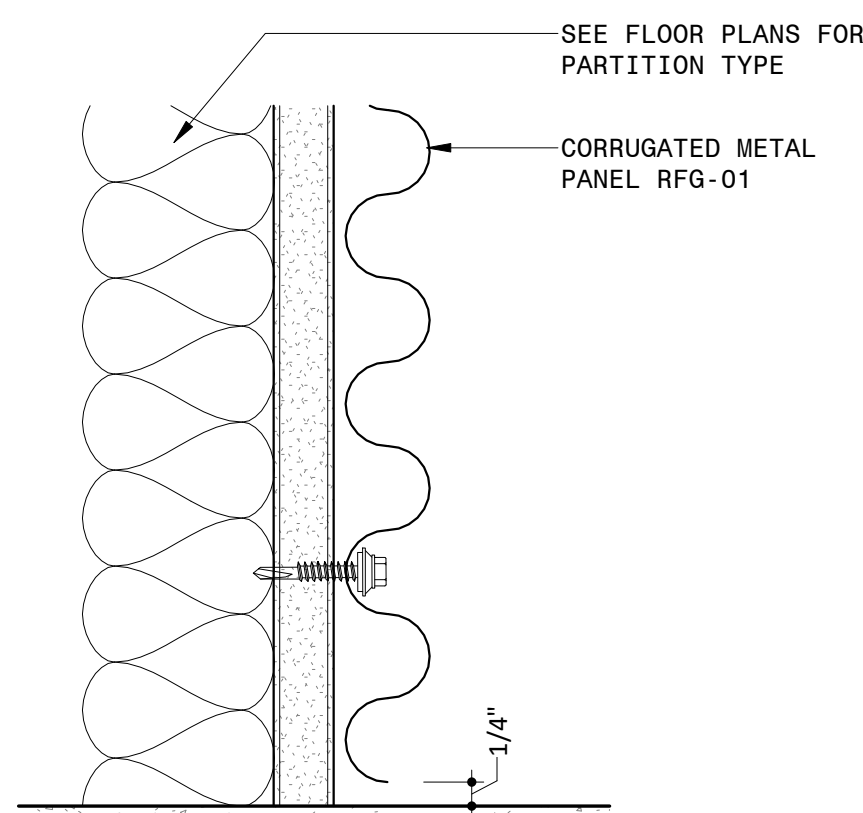
9 STAGE BUILDING CHAIR RAIL WALL SECTION DETAIL
6" = 1'-0"



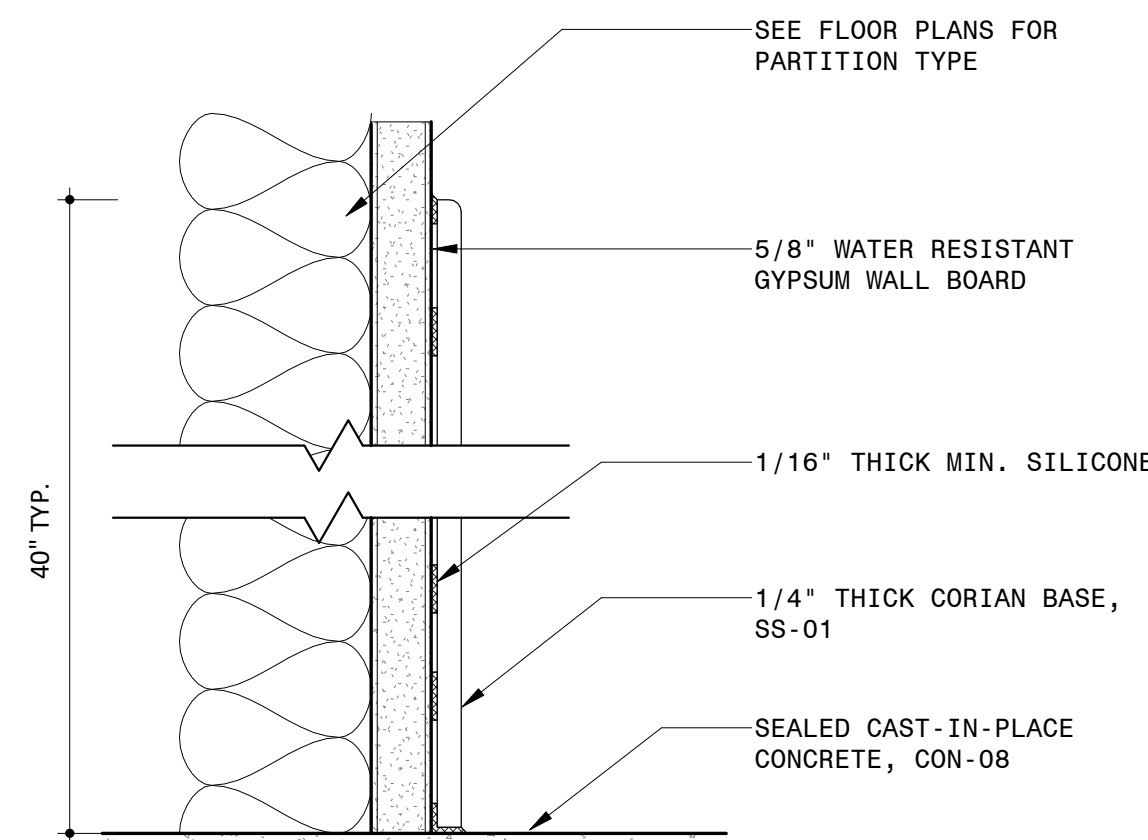
8 TYPICAL TILE TO MIRROR WALL DETAIL
6" = 1'-0"



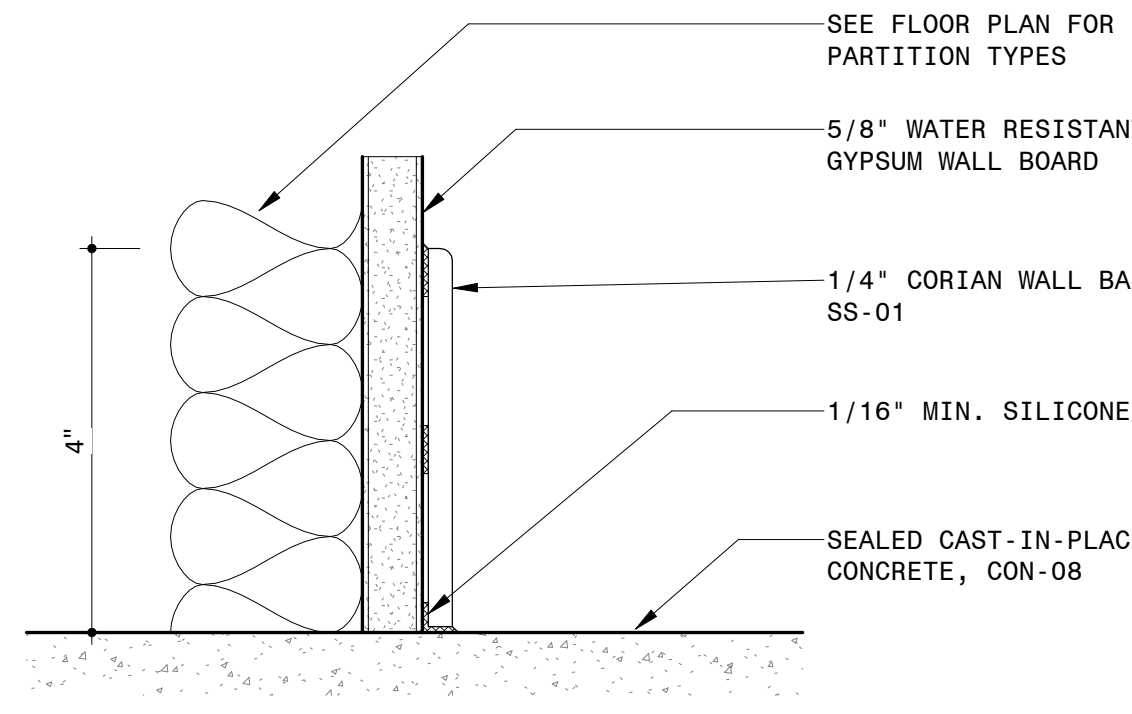
7 STAGE BUILDING METAL PANEL RFG-01 WALL BASE
6" = 1'-0"



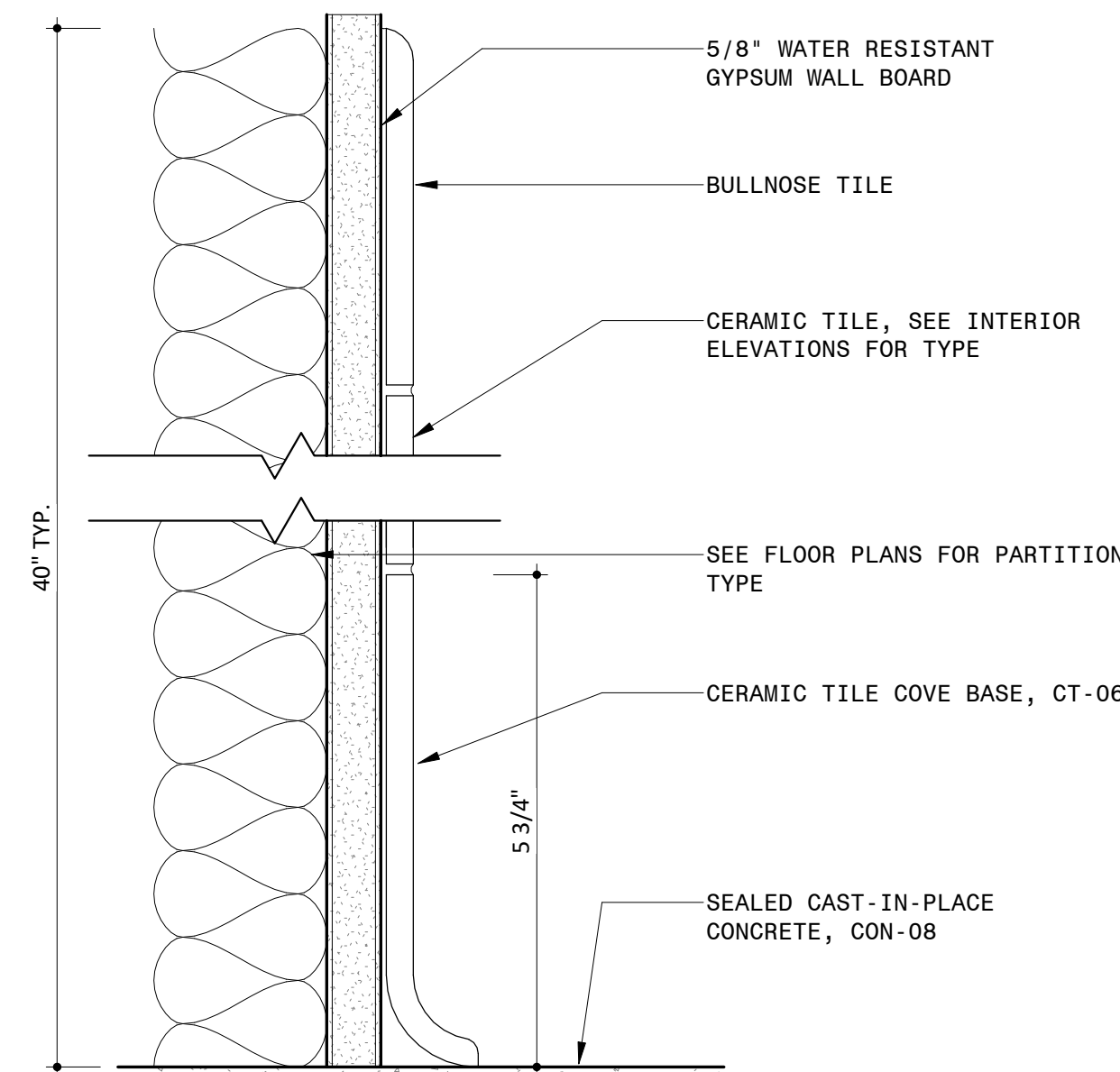
6 STAGE BUILDING - CORIAN SS-01 WALL BASE AND TOP SECTION DETAIL
6" = 1'-0"



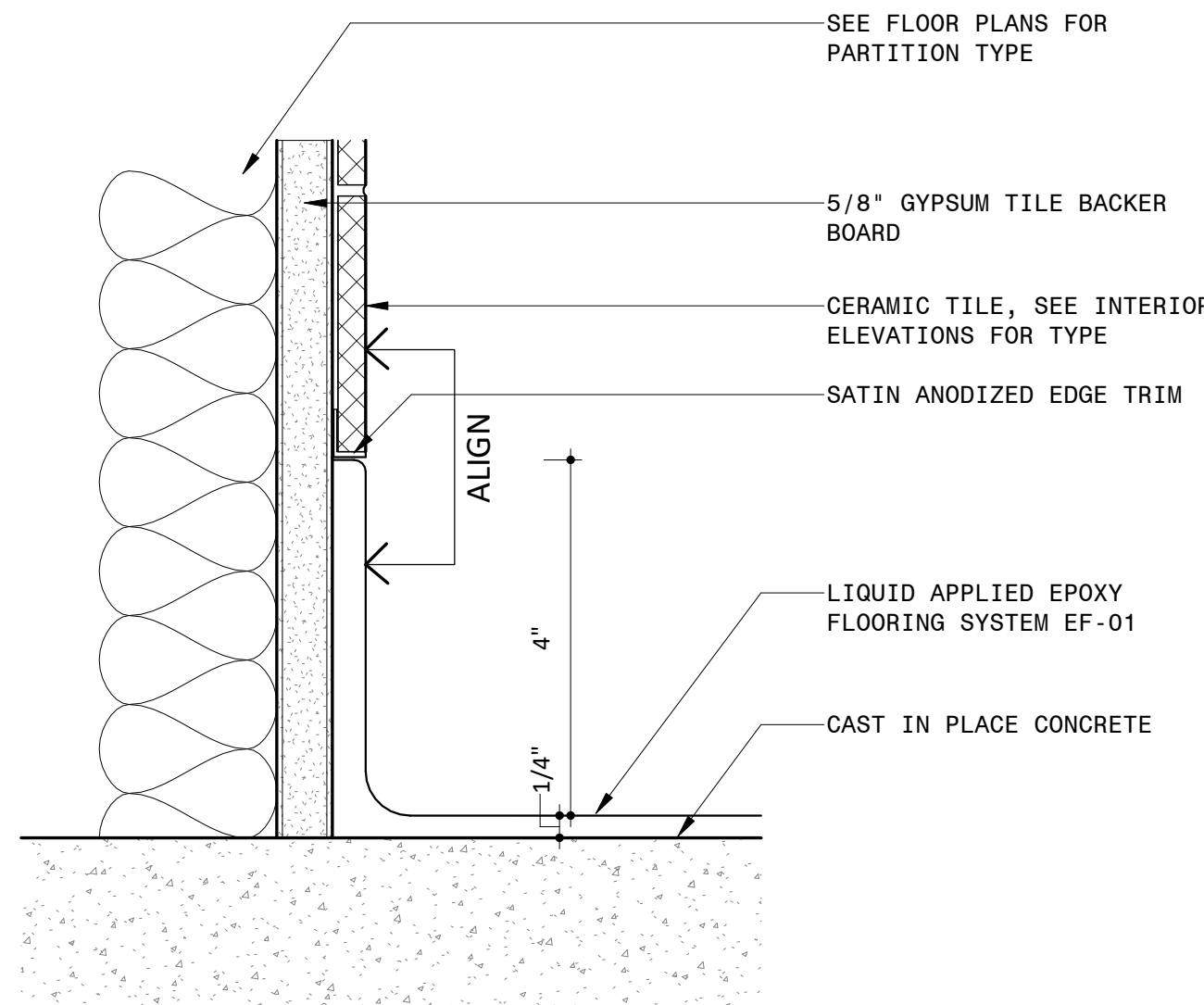
5 STAGE BUILDING - CORIAN SS-01 WALL BASE
6" = 1'-0"



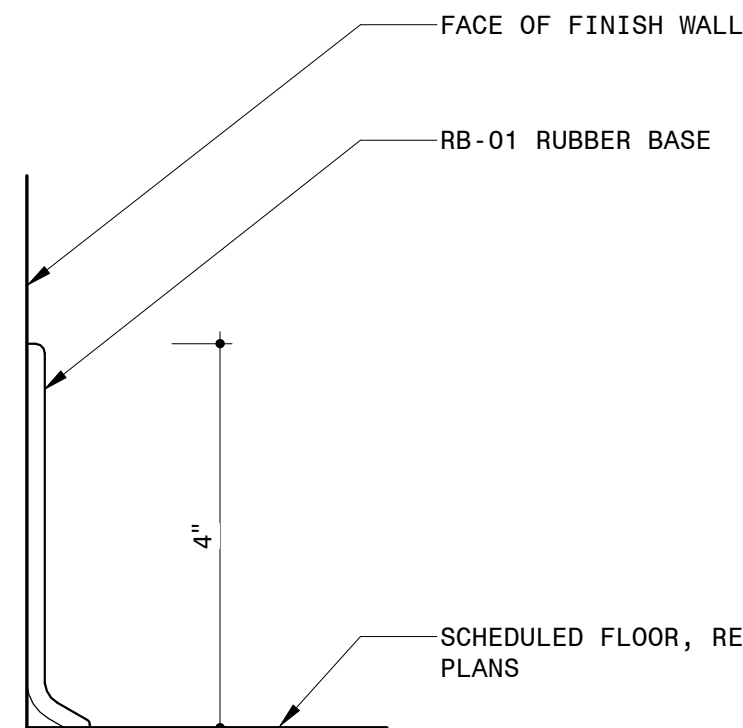
4 STAGE BUILDING - TILE CT-06 COVE BASE AND TOP OF TILE SECTION DETAIL
6" = 1'-0"



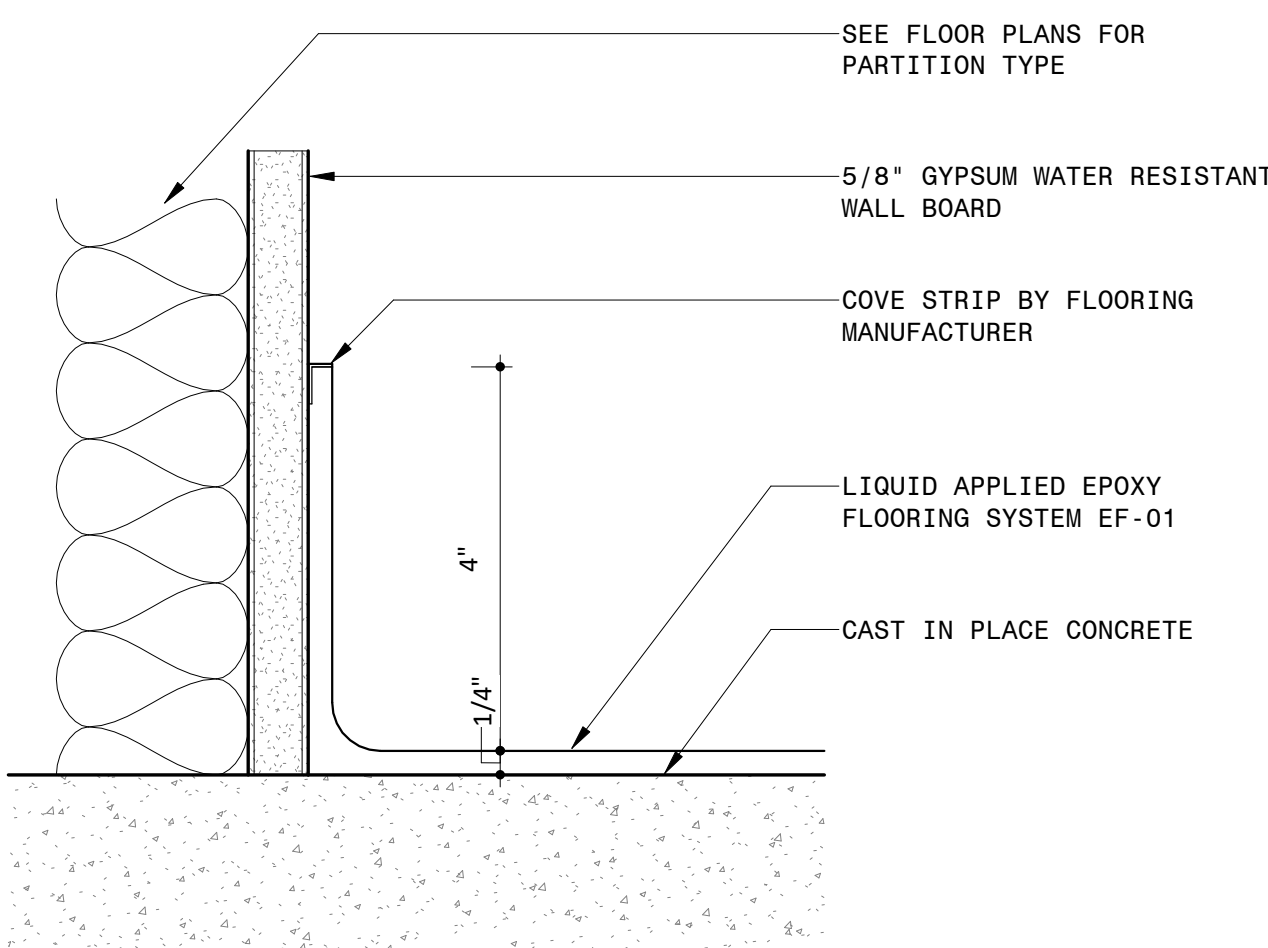
3 TYPICAL EPOXY EF-01 FLOOR AND WALL COVE BASE AT TILE WALL
6" = 1'-0"



2 TYPICAL RB-01 RUBBER BASE
6" = 1'-0"



1 TYPICAL EPOXY EF-01 FLOOR AND WALL COVE BASE
6" = 1'-0"



NOTES

- GENERAL NOTES**
- DO NOT SCALE DRAWINGS FOR DIMENSIONS. ADDITIONAL INFORMATION MAY BE SHOWN ON THE FLOOR PLANS, DETAIL PLANS, ELEVATIONS, SECTIONS, DETAIL SCHEDULES AND SPECIFICATIONS.
 - REFER TO SHEET G-001 FOR TYPICAL NOTES, LEGENDS, SYMBOLS & DIMENSIONING STANDARDS.
 - REFER TO SHEET A-831 FOR MATERIAL ABBREVIATION LEGEND.
 - FOR ADDITIONAL INFORMATION REFER TO STRUCTURAL, MECHANICAL, ELECTRICAL AND PLUMBING DRAWINGS.
 - REFERENCE A-821 FOR WINDOW SCHEDULE WITH GLASS TYPES.
 - REFERENCE A-811 AND A-812 FOR DOOR SCHEDULE AND TYPES.
 - REFERENCE A-361 FOR BRICK TYPES.
 - REFERENCE A-821 FOR LOUVER SCHEDULES AND TYPES.
 - REFERENCE ELECTRICAL DRAWINGS FOR LIGHT FIXTURE SCHEDULE.
 - REFERENCE LANDSCAPE & CIVIL DRAWINGS FOR GRADING AND MATERIALS.
 - REFERENCE TYPICAL INTERIOR MOUNTING HEIGHTS ON A-601.
 - ALTERNATE #1 - CANOPY AND ALL ASSOCIATED STRUCTURE AND LIGHTING

LEGEND

REFERENCE A-831/A-832 FOR SPECIFICATION SECTION

| | |
|----------|-----------------------------|
| (ACT-XX) | ACOUSTIC CEILING TILE |
| (A-XX) | BATHROOM ACCESSORIES |
| (BA-XX) | BULLET RESISTANT ASSEMBLIES |
| (BR-XX) | BRICK |
| (CON-XX) | CONCRETE |
| (CT-XX) | CERAMIC TILE |
| (EF-XX) | EPOXY FLOORING & BASE |
| (EQ-XX) | EQUIPMENT |
| (F-XX) | FIXTURES |
| (GC-XX) | GLAZED CANOPY |
| (GL-XX) | GLASS |
| (GR-XX) | GROUND FACE BLOCK |
| (GWB-XX) | GYPSUM WALL BOARD |
| (INS-XX) | INSULATION |
| (LVT-XX) | LUXURY VINYL TILE |
| (MF-XX) | METAL FENCING |
| (MR-XX) | METAL RAILING |
| (MTL-XX) | SHEET METAL |
| (PH-XX) | PHENOLIC RESIN |
| (PL-XX) | PLASTIC LAMINATE |
| (PT-XX) | PAINT |
| (PX-XX) | HIGH PERFORMANCE COATING |
| (RB-XX) | RUBBER BASE |
| (RFG-XX) | ROOFING |
| (RP-XX) | ROOF PAVERS |
| (SF-XX) | STOREFRONT |
| (SS-XX) | SOLID SURFACE |
| (STS-XX) | STAINLESS STEEL |
| (WD-XX) | WOOD |

Approved Construction Plan

Name Date

Planning _____
Traffic _____
Fire _____

PROJECT INFORMATION

NORTH WATERFRONT PARK

10 COWAN STREET
WILMINGTON, NORTH CAROLINA

CITY OF WILMINGTON
Community Services Department
P.O. Box 1810, Wilmington, North Carolina 28402
City of Wilmington Project Code 3CPRK1860

Landscape Architecture = L
HARGREAVES JONES
160 Varick Street, Suite 204, New York, NY 10014
www.hargreavesjonesla.com
NC License #C-513

Architecture = A
SAGE & COOMBE ARCHITECTS
12-15 Vesny Street, 5th Floor, New York, NY 10013
www.sageandcoombe.com

Acoustic/Theater/AV = AT
OAP.P.C
77 Water Street, New York NY 10015
www.anap.com

Civil Engineering = C
Structural Engineering = S
Geotechnical Engineering = G
STEWART
223 S. West Street, Suite 1100, Raleigh, NC 27603
www.stewartinc.com
NC License #C-1051

Environmental Engineering = EE
SOIL & ENVIRONMENTAL CONSULTANTS, PA
8412 Falls of Neuse Road, Suite 104, Raleigh, NC 27615
www.sandec.com
EAGLE RESOURCES
215 West Moore Street, Southport, NC 28461
www.eagleresources.com

Irrigation = I
CLARK IRRIGATION DESIGN & CONSULTING, INC
P.O. Box 693, Lenoir, VA 24553
www.clarkirrigationdesign.com

Landscape Soil = LS
LANDIS, PLLC
3808 Bentley Brook Dr. Raleigh, NC 2761 2
www.landispllc.com

Mechanical Engineering = M
Electrical Engineering = E
Plumbing Engineering = P
Fire Protection = FP
CHEATHAM & ASSOCIATES , PA
3412 Enterprise Drive, Wilmington NC 28405
www.cheathamga.com
NC License #C-1073

Marine Structural Engineering = SM
ANDREW CONSULTING ENGINEERS
3811 Peachtree Avenue, Suite 300, Wilmington, NC 28403
www.andrewengineers.com

Water Fountain Design = WF
DELTA FOUNTAINS
11494 Columbia Park Dr. W., Suite 4, Jacksonville, FL 32258
www.deltafountains.com

Lighting Design = EL
LILLOTSON DESIGN ASSOCIATES
40 Worth Street, Room 703, New York NY 10013
www.lillotsondesign.com

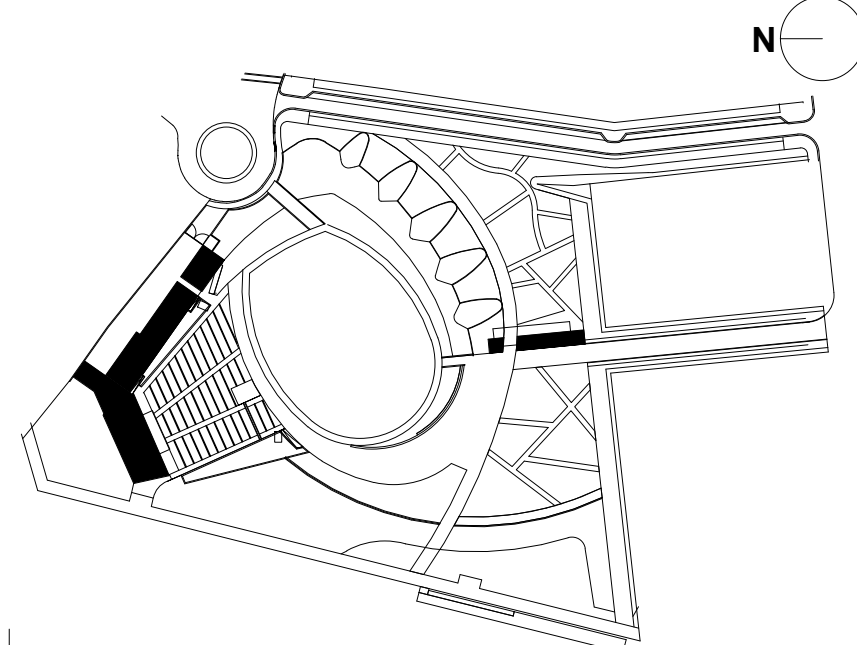
SEAL/SIGNATURE

PROGRESS SET
NOT FOR CONSTRUCTION

ISSUE/REVISIONS

| NO. | DESCRIPTION | DATE |
|-----|------------------------------------|------------|
| 1 | 95% CONSTRUCTION DOCUMENTS P4 | 08/23/2019 |
| 2 | 95% CONSTRUCTION DOCUMENTS P3 & P4 | 12/04/2019 |
| | | |
| | | |
| | | |
| | | |
| | | |
| | | |

KEY MAP



SHEET INFORMATION

Project No.: NWP 1701
Drawn By: HN
Checked By: PC/DWH
Date: 12/04/2019
Scale: As indicated

SHEET TITLE

ARCHITECTURE TYPICAL INTERIOR DETAILS

SHEET NO.

A-701-P3

N

M

L

K

J

I

H

G

F

E

D

C

B

A

6 ELEVATION AT CREW CATERING MILLWORK
3/4" = 1'-0"

5 PLAN DETAIL AT CREW CATERING MILLWORK
3/4" = 1'-0"

4 SECTION DETAIL AT BATH COUNTER FLOOR 2
1 1/2" = 1'-0"

3 SECTION DETAIL AT PANTRY SINK CASEWORK FLOOR 1
1 1/2" = 1'-0"

2 SECTION DETAIL AT PANTRY CASEWORK FLOOR 1
1 1/2" = 1'-0"

1 PLAN DETAIL AT PANTRY CASEWORK
3/4" = 1'-0"

NOTES

- GENERAL NOTES**
- DO NOT SCALE DRAWINGS FOR DIMENSIONS. ADDITIONAL INFORMATION MAY BE SHOWN ON THE FLOOR PLANS, DETAIL PLANS, ELEVATIONS, SECTIONS, DETAIL SCHEDULES AND SPECIFICATIONS.
 - REFER TO SHEET G-001 FOR TYPICAL NOTES, LEGENDS, SYMBOLS & DIMENSIONING STANDARDS.
 - REFER TO SHEET A-831 FOR MATERIAL ABBREVIATION LEGEND.
 - FOR ADDITIONAL INFORMATION REFER TO STRUCTURAL, MECHANICAL, ELECTRICAL AND PLUMBING DRAWINGS.
 - REFERENCE LANDSCAPE & CIVIL DRAWINGS FOR GRADING AND MATERIALS.
 - FOR LIGHT FIXTURE SCHEDULE, REFERENCE ELECTRICAL DRAWING E-300.
 - REFER TO SHEET A-601 FOR GENERAL MOUNTING HEIGHTS OF FIXTURES AND FITTINGS

LEGEND

REFERENCE A-831/A-832 FOR SPECIFICATION SECTION

| | |
|----------|-----------------------------|
| (ACT-XX) | ACOUSTIC CEILING TILE |
| (A-XX) | BATHROOM ACCESSORIES |
| (BA-XX) | BULLET RESISTANT ASSEMBLIES |
| (BR-XX) | BRICK |
| (CON-XX) | CONCRETE |
| (CT-XX) | CERAMIC TILE |
| (EF-XX) | EPOXY FLOORING & BASE |
| (EQ-XX) | EQUIPMENT |
| (F-XX) | FIXTURES |
| (GC-XX) | GLAZED CANOPY |
| (GL-XX) | GLASS |
| (GR-XX) | GROUND FACE BLOCK |
| (GWB-XX) | GYPSUM WALL BOARD |
| (INS-XX) | INSULATION |
| (LVT-XX) | LUXURY VINYL TILE |
| (MF-XX) | METAL FENCING |
| (MR-XX) | METAL RAILING |
| (MTL-XX) | SHEET METAL |
| (PH-XX) | PHENOLIC RESIN |
| (PL-XX) | PLASTIC LAMINATE |
| (PT-XX) | PAINT |
| (PX-XX) | HIGH PERFORMANCE COATING |
| (RB-XX) | RUBBER BASE |
| (RFG-XX) | ROOFING |
| (RP-XX) | ROOF PAVERS |
| (SF-XX) | STOREFRONT |
| (SS-XX) | SOLID SURFACE |
| (STS-XX) | STAINLESS STEEL |
| (WD-XX) | WOOD |

Approved Construction Plan

Name Date

Planning _____
Traffic _____
Fire _____

PROJECT INFORMATION

NORTH WATERFRONT PARK

10 COWAN STREET
WILMINGTON, NORTH CAROLINA

CITY OF WILMINGTON
Community Services Department
PO Box 1810, Wilmington, North Carolina 28402
City of Wilmington Project Code 3CPRK1860

Landscape Architecture = L
HARGREAVES JONES
180 Varick Street, Suite 204, New York, NY 10014
www.hargreavesjonesla.com
NC License #C-513

Architecture = A
SAGE & COOMBE ARCHITECTS
12-16 Vesny Street, 5th Floor, New York, NY 10013
www.sageandcoombe.com

Acoustic/Theater/AV = AT
OAP.P.C.
77 Water Street, New York NY 10015
www.anap.com

Civil Engineering = C
Structural Engineering= S
Geotechnical Engineering = G
STEWART
223 S. West Street, Suite 1100, Raleigh, NC 27603
www.stewartinc.com
NC License #C-1051

Environmental Engineering = EE
SOIL & ENVIRONMENTAL CONSULTANTS, PA
8412 Falls of Neuse Road, Suite 104, Raleigh, NC 27615
www.sandec.com
EAGLE RESOURCES
215 West Moore Street, Southport, NC 28461
www.eagleresources.com

Irrigation= I
CLARK IRRIGATION DESIGN & CONSULTING, INC
P.O. Box 693, Lavonia, GA 30553
www.clarkirrigationdesign.com

Landscape Soil = LS
LANDIS, PLLC
3808 Bentley Brook Dr. Raleigh, NC 2761 2
www.landispllc.com

Mechanical Engineering = M
Electrical Engineering = E
Plumbing Engineering = P
Fire Protection = FF
CHEATHAM & ASSOCIATES , PA
3412 Enterprise Drive, Wilmington NC 28405
www.cheathamga.com
NC License #C-1073

Marine Structural Engineering = SM
ANDREW CONSULTING ENGINEERS
3811 Peachtree Avenue, Suite 300, Wilmington, NC 28403
www.andrewengineers.com

Water Fountain Design = WF
DELTA FOUNTAINS
11494 Columbia Park Dr. W., Suite 4, Jacksonville, FL32258
www.deltafountains.com

Lighting Design = EL
TILLOTSON DESIGN ASSOCIATES
40 Worth Street, Room 703, New York NY 10013
www.tilotsondesign.com

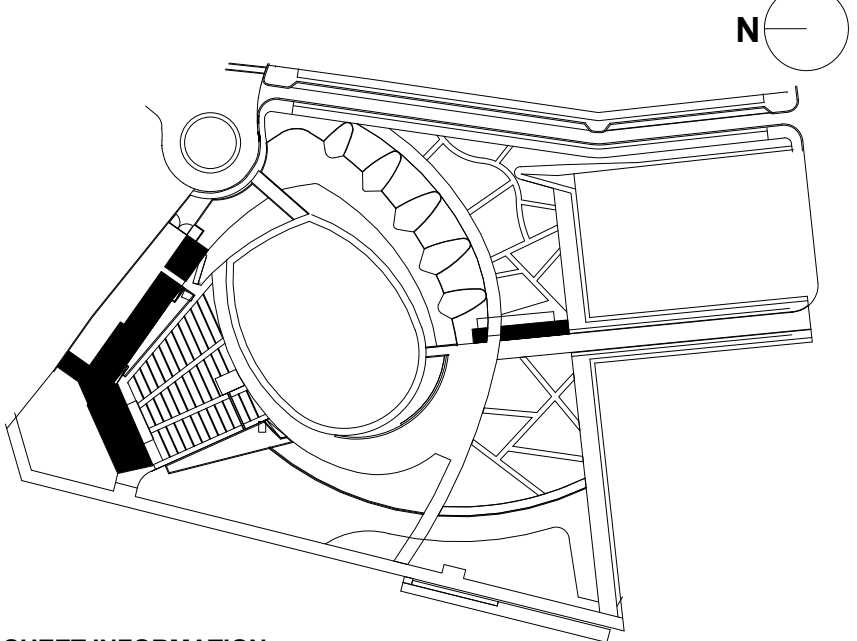
SEAL/SIGNATURE

PROGRESS SET
NOT FOR CONSTRUCTION

ISSUE/REVISIONS

| NO. | DESCRIPTION | DATE |
|-----|------------------------------------|------------|
| 1 | 80% CONSTRUCTION DOCUMENTS P3 | 07/26/2019 |
| 2 | 95% CONSTRUCTION DOCUMENTS P3 & P4 | 12/04/2019 |
| | | |
| | | |
| | | |
| | | |
| | | |
| | | |
| | | |
| | | |

KEY MAP



SHEET INFORMATION

Project No.: NWP 1701
Drawn By: HN
Checked By: PC DWH
Date: 12/04/2019
Scale: As indicated

SHEET TITLE

ARCHITECTURE INTERIOR MILLWORK DETAILS - STAGE BUILDING

SHEET NO.

A-732-P3

N

M

L

K

J

I

H

G

F

E

D

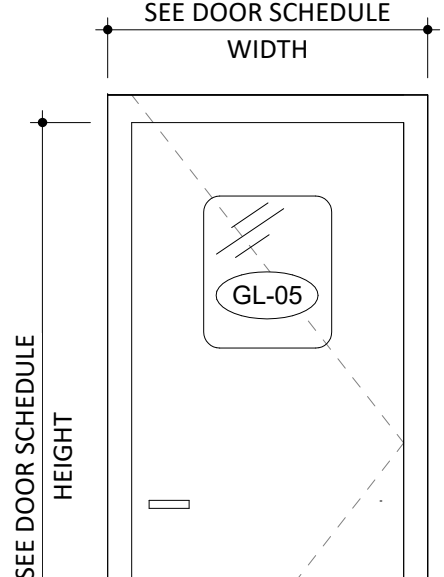
C

B

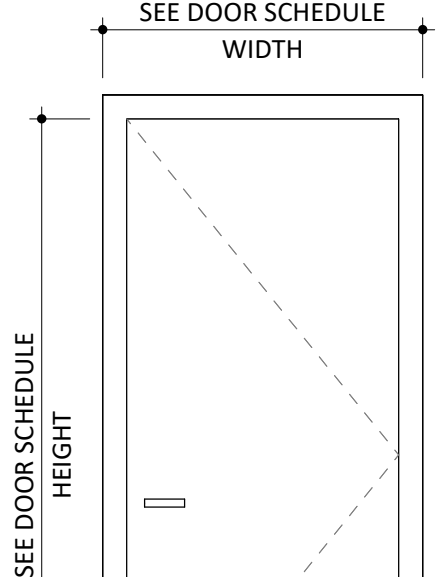
A

| STAGE BUILDING EXTERIOR DOOR SCHEDULE | | | | | | | | | | | | | | | | |
|---------------------------------------|-------------------|--------|--------------|--------|--------------|---------------|--------------|--------------|---------------------|------------|----------------|----------------|----------------|-------------|-----------------|---|
| DOOR NUMBER | FROM | | TO | | DOOR TYPE | Frame Type | WIDTH | HEIGHT | PANEL | | FIRE RATING | HEAD DETAIL | JAMB DETAIL | SILL DETAIL | HARDWARE SET | COMMENTS |
| | ROOM | NUMBER | ROOM | NUMBER | | | | | MATERIAL | FINISH | | | | | | |
| 130 | STAIR A | 130 | EXTERIOR | - | A | D | 3' - 5 5/8" | 7' - 2 5/8" | HOLLOW METAL | PTD PX-06 | 0 | 9/A-433 | 11/A-431 | 8/A-811 | 10 | DOOR PANEL AND FRAME AT STAIR A PAINT COLOR TO MATCH PH-01 |
| 131 | PRODUCTION OFFICE | 131 | LOADING | 124 | A | B | 3' - 5 5/8" | 7' - 0" | HOLLOW METAL | PTD PX-06 | 1 HR | 5/A-433 SIM | 12/A-431 SIM | 6/A-811 SIM | 11 | |
| 135 | EXTERIOR | - | VENUE OFFICE | 132 | A | A | 3' - 5 5/8" | 7' - 2 5/8" | HOLLOW METAL | PTD PX-06 | 0 | 5/A-433 | 12/A-431 | 6/A-811 | 11A | |
| 136 | CREW | 136 | EXTERIOR | - | A | A | 3' - 5 5/8" | 7' - 2 5/8" | HOLLOW METAL | PTD PX-06 | 0 | 5/A-433 | 12/A-431 | 6/A-811 | 11A | |
| 137 | STORAGE | 137 | EXTERIOR | - | A | A | 3' - 5 5/8" | 7' - 2 5/8" | HOLLOW METAL | PTD PX-06 | 0 | 5/A-433 | 12/A-431 | 6/A-811 | 12 | |
| 140 | MECH/ FIRE PUMP | 140 | EXTERIOR | - | A | B | 3' - 5 5/8" | 7' - 2 5/8" | HOLLOW METAL | PTD PX-06 | 0 | 5/A-433 SIM | 12/A-431 SIM | 6/A-811 SIM | 12A | |
| 142 | VIP VESTIBULE | 142 | EXTERIOR | 7' | - | G | 3' - 9 1/8" | 7' - 11 7/8" | GL-02 & ALUM. FRAME | PTD PX-06 | 0 | 13/A-822 | 11/A-822 | 12/A-822 | 13 | |
| 145 | VESTIBULE | 145 | EXTERIOR | - | A | B | 3' - 5 5/8" | 7' - 2 5/8" | HOLLOW METAL | PTD PX-06 | 0 | 5/A-433 SIM | 12/A-431 SIM | 6/A-811 SIM | 12A | |
| 147 | WOMEN'S LAV | 147 | EXTERIOR | - | D | C | 3' - 0" | 7' - 0" | HOLLOW METAL | PTD/ PH-01 | 0 | 9/A-433 SIM | 11/A-431 SIM | 8/A-811 SIM | 14 | DOOR PANEL AND FRAME AT WOMEN'S LAVATORY PAINT COLOR TO MATCH PH-01 |
| 148 | MEN'S LAV | 148 | EXTERIOR | 109 | C | C | 3' - 0" | 7' - 0" | HOLLOW METAL | PTD/ PH-02 | 0 | 9/A-433 SIM | 11/A-431 SIM | 8/A-811 SIM | 14 | |
| 149 | ELEC C.O.W. | 149 | EXTERIOR | - | B | E | 3' - 5 5/8" | 7' - 3" | | | 0 | 5/A-433 | 12/A-431 | 6/A-811 | 12A | DOOR PANEL AND FRAME AT MEN'S LAVATORY PAINT COLOR TO MATCH PH-02 |
| 175 | VIP TERRACE | 177 | STAIR_B | 141 | G | | 3' - 11 3/8" | 8' - 0" | | | 0 | 13/A-822 | 11/A-822 | 12/A-822 | 13 | |

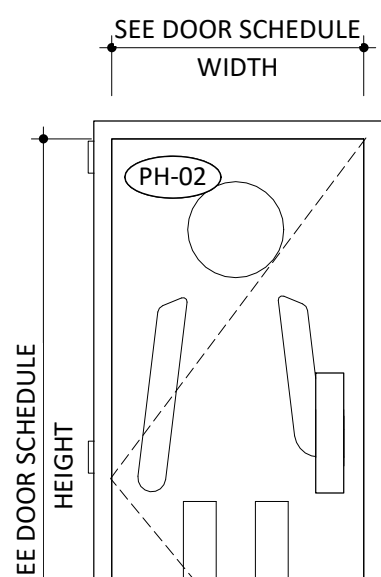
| PARK SUPPORT EXTERIOR DOOR SCHEDULE | | | | | | | | | | | | | | | |
|-------------------------------------|-------------|--------|-----------|--------|--------------|---------------|-------------|--------------|--------------------|----------------|----------------|----------------|----------------|-----------------|----------|
| DOOR NUMBER | FROM | | TO | | DOOR TYPE | WIDTH | HEIGHT | PANEL | | FIRE RATING | HEAD DETAIL | JAMB DETAIL | SILL DETAIL | HARDWARE SET | COMMENTS |
| | ROOM | NUMBER | ROOM | NUMBER | | | | MATERIAL | FINISH | | | | | | |
| 100 | CATERING | 100 | EXTERIOR | - | F | 3' - 4 7/16" | 7' - 1 3/8" | GL-04 | | 0 | 14/A-822 | 1/A-451 SIM | 11/A-822 | 1 | |
| 101 | PARK OFFICE | 101 | EXTERIOR | - | G | 3' - 4 7/16" | 7' - 1" | SF-01/GL-02 | | 0 | 13/A-822 | 9/A-822 | 10/A-822 | 1A | |
| 102 | MEN'S LAV | 102 | VESTIBULE | 108 | C | 3' - 0" | 7' - 0" | HOLLOW METAL | PTD/ PH-02 | 0 | 9/A-454 | 4/A-451 | 7/A-811 | 2 | |
| 103 | MECHANICAL | 103 | VESTIBULE | 108 | E | 6' - 0" | 7' - 0" | HOLLOW METAL | PTD/ PH-01 & PH-02 | 0 | 10/A-454 | 5/A-451 | 8/A-811 | 3 | |
| 104 | WOMEN'S LAV | 104 | VESTIBULE | 108 | D | 3' - 0" | 7' - 0" | HOLLOW METAL | PTD/ PH-01 | 0 | 9/A-454 | 4/A-451 | 7/A-811 | 2 | |
| 107 | ENTRY | 107 | EXTERIOR | - | F | 2' - 9 13/16" | 7' - 1 3/8" | HOLLOW METAL | PTD/ GL-08 | 0 | 13/A-822 | 1,2/A-451 | 10/A-822 | 1 | |



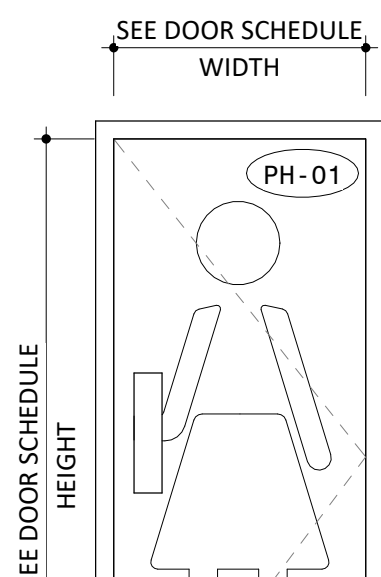
EXTERIOR VIEW OF DOOR
EXTERIOR DOOR TYPE A
AT STAGE BUILDING
PAINTED HOLLOW METAL DOOR
W/ LITE GL-05



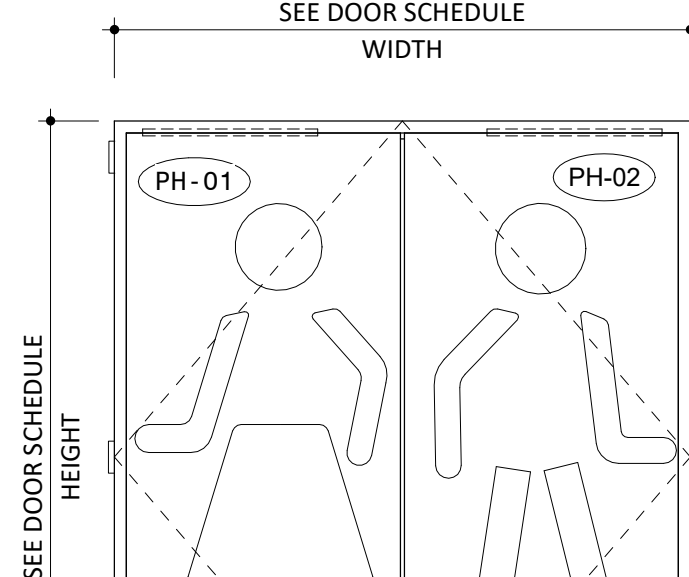
EXTERIOR VIEW OF DOOR
EXTERIOR DOOR TYPE B
AT STAGE BUILDING
PAINTED HOLLOW METAL DOOR



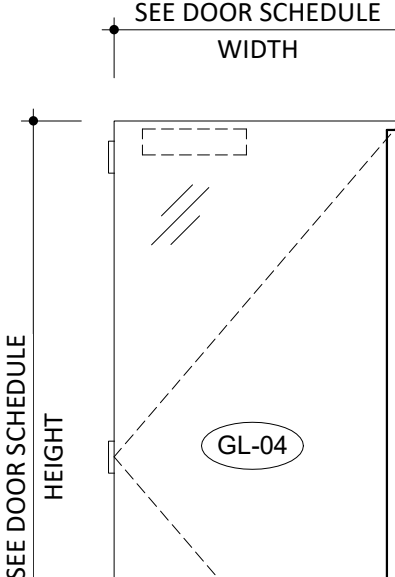
EXTERIOR VIEW OF DOOR
EXTERIOR DOOR TYPE C
AT STAGE BUILDING AND PARK SUPPORT
PUBLIC RESTROOM ENTRANCE
PAINTED HOLLOW METAL DOOR WITH
PHENOLIC PANEL PH-02 MOUNTED TO
DOOR LEAF, WITH CNC ROUTED
PICTOGRAM ON OUTSIDE FACE OF
DOOR ONLY.
PICTOGRAM DIGITAL FILE TO
BE PROVIDED BY ARCHITECT



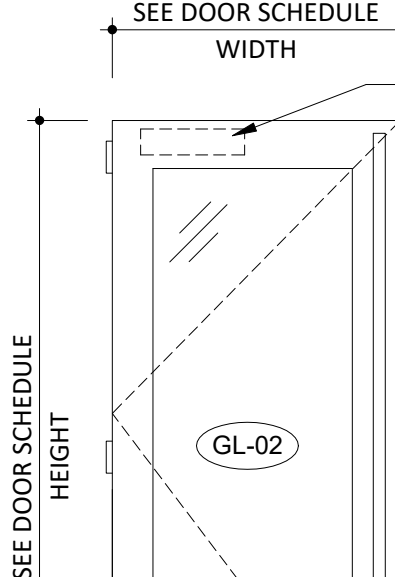
EXTERIOR VIEW OF DOOR
EXTERIOR DOOR TYPE D
AT PARK SUPPORT VESTIBULE
PAINTED HOLLOW METAL DOOR WITH
PHENOLIC PANEL PH-01 MOUNTED TO
DOOR LEAF, WITH CNC ROUTED
PICTOGRAM ON OUTSIDE FACE OF
DOOR ONLY.
PICTOGRAM DIGITAL FILE TO
BE PROVIDED BY ARCHITECT



EXTERIOR VIEW OF DOOR
EXTERIOR DOOR TYPE E
AT PARK SUPPORT VESTIBULE
STAINLESS STEEL DOOR
PAINTED HOLLOW METAL DOOR WITH
PHENOLIC PANEL PH-01/PH-02 MOUNTED TO
DOOR LEAF, WITH CNC ROUTED
PICTOGRAM ON OUTSIDE FACE OF
DOOR ONLY.
PICTOGRAM DIGITAL FILE TO
BE PROVIDED BY ARCHITECT

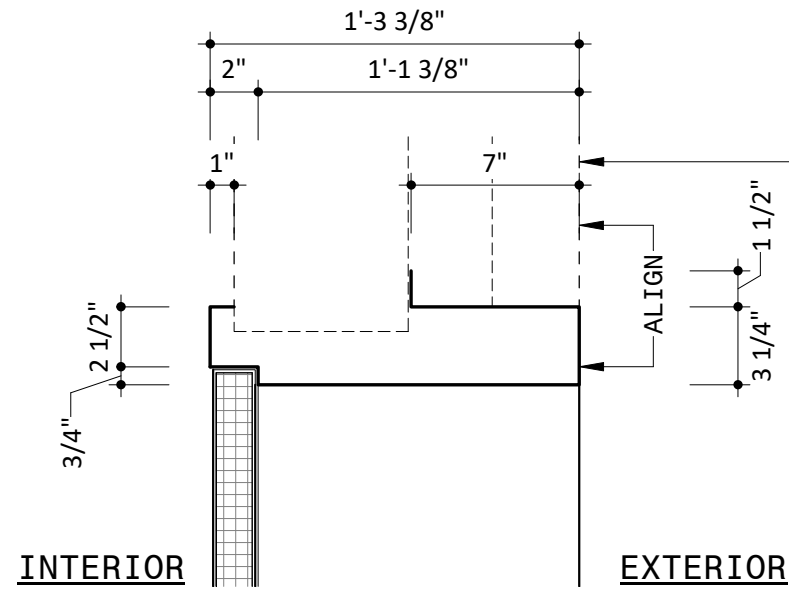


EXTERIOR VIEW OF DOOR
EXTERIOR DOOR TYPE F
AT PARK SUPPORT BUILDING
PAINTED HOLLOW METAL DOOR
WITHIN STOREFRONT SYSTEM,
LAMINATED WITH GL-04 MOUNTED
TO EXTERIOR DOOR LEAF

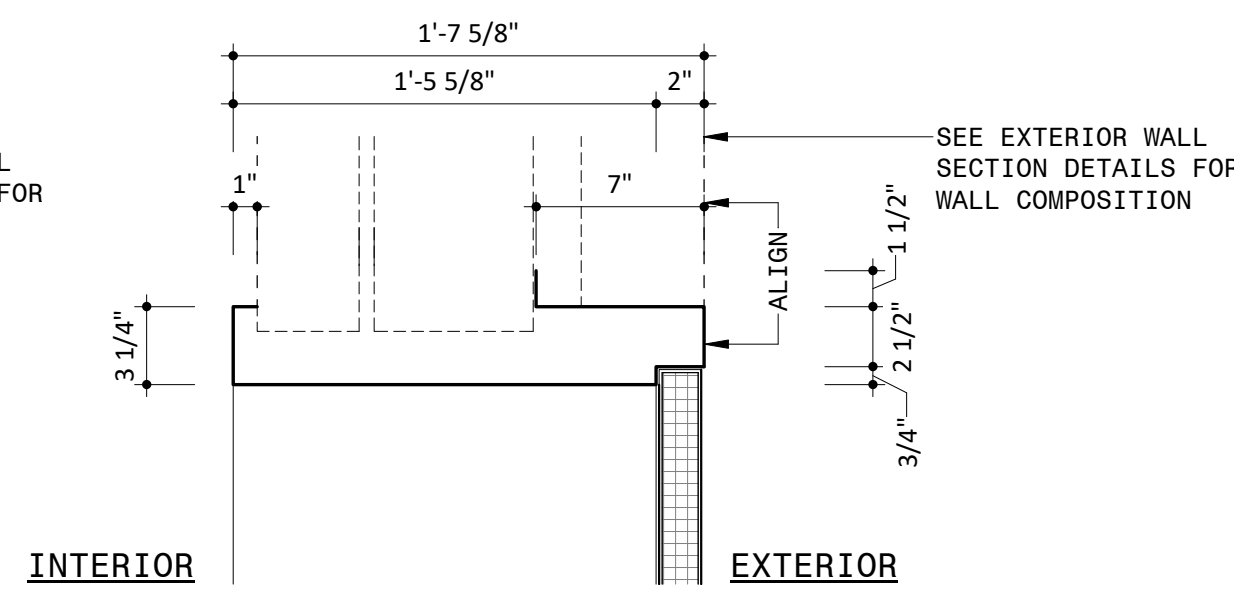


EXTERIOR VIEW OF DOOR
EXTERIOR DOOR TYPE G
AT STAGE BUILDING VIP ENTRANCE AND
PARK SUPPORT OFFICE
GLASS WITH PTD ALUMINUM FRAME PART OF
STOREFRONT SYSTEM SF-01

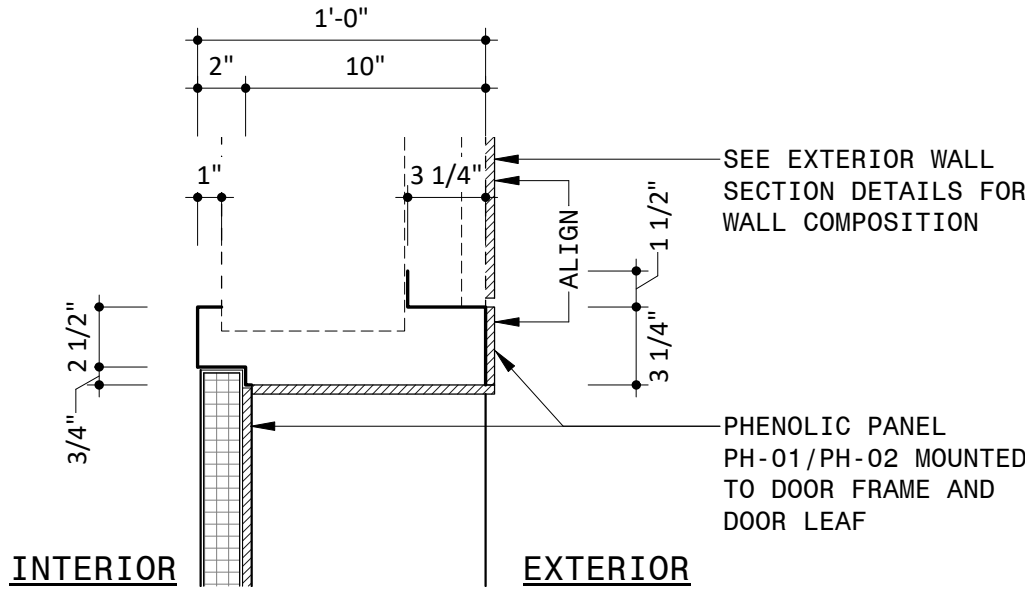
CLOSER MOUNTED TO
INTERIOR FACE OF
DOOR FRAME



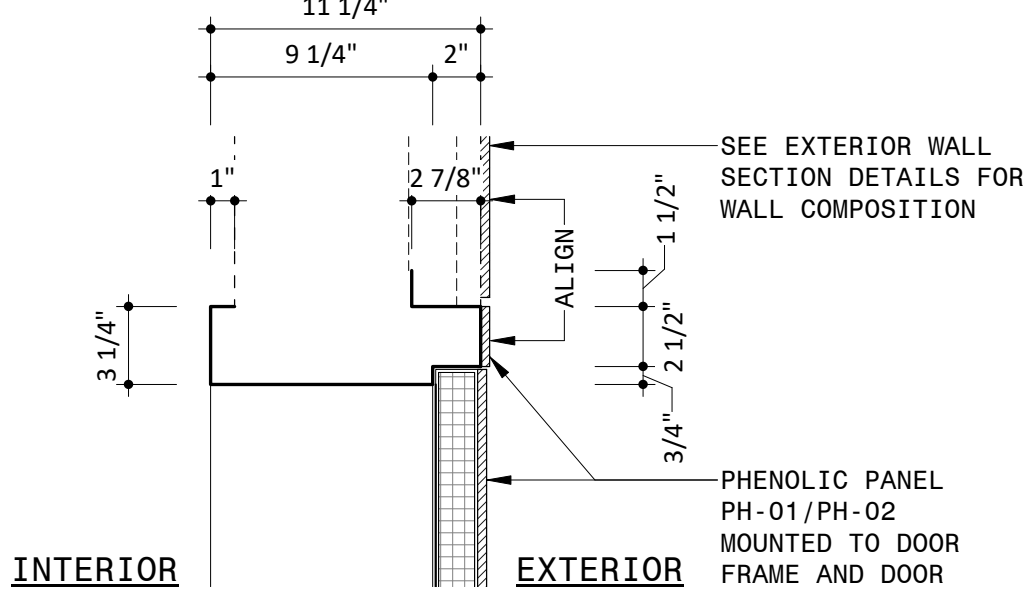
1 FRAME TYPE A
1 1/2" = 1'-0"



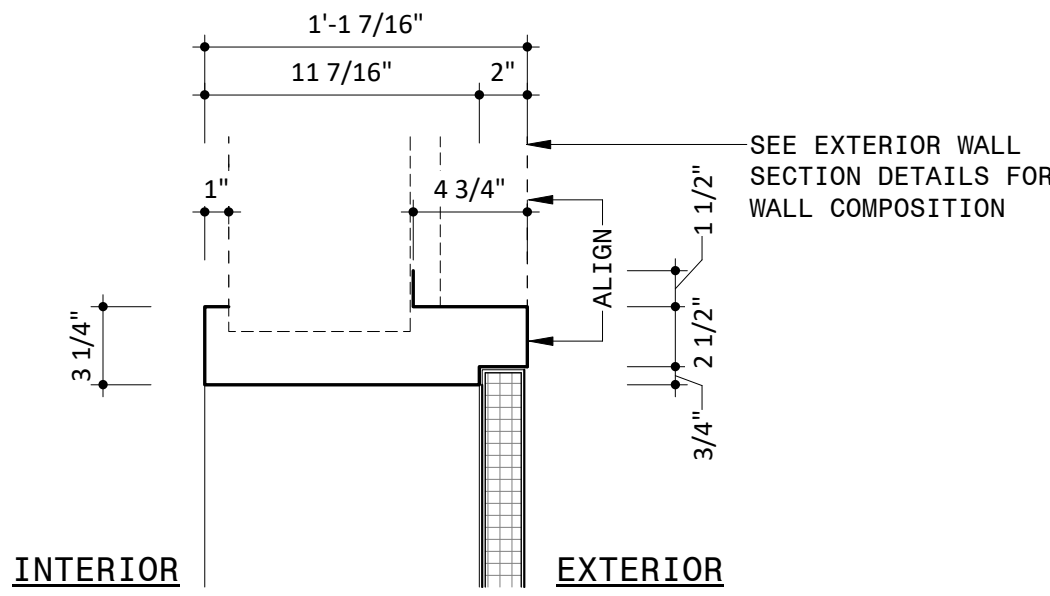
2 FRAME TYPE B
1 1/2" = 1'-0"



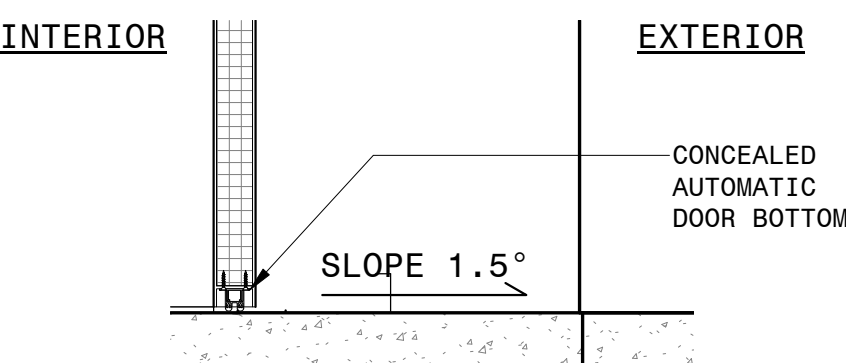
3 FRAME TYPE C
1 1/2" = 1'-0"



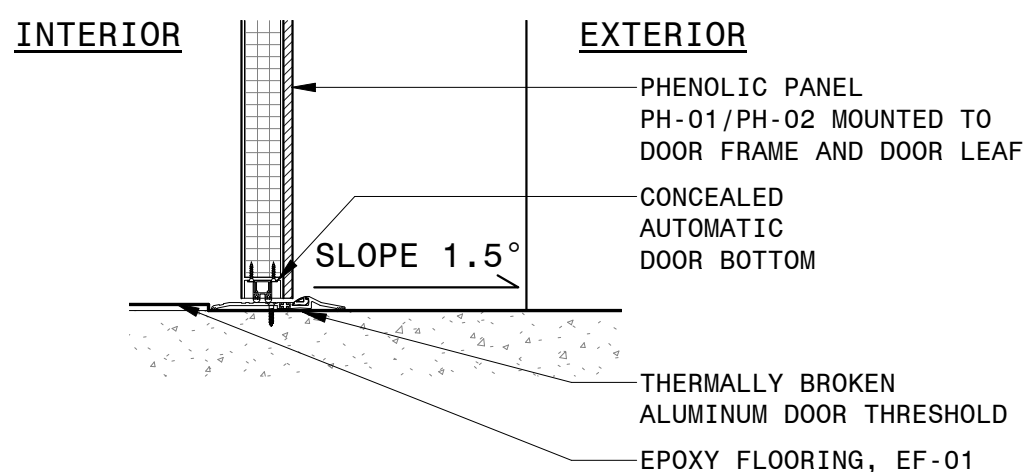
4 FRAME TYPE D
1 1/2" = 1'-0"



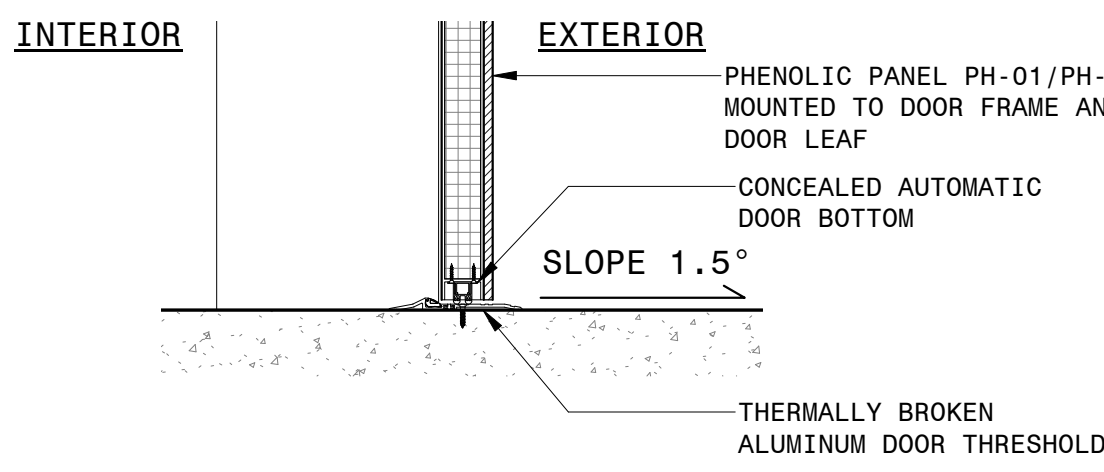
5 FRAME TYPE E
1 1/2" = 1'-0"



6 TYPICAL DOOR SILL DETAIL AT NORTH FACADE
1 1/2" = 1'-0"



7 DOOR SILL DETAIL AT DOORS 102, 104, 147 & 148
1 1/2" = 1'-0"



8 DOOR SILL DETAIL AT DOOR 103, 130
1 1/2" = 1'-0"

NOTES

LEGEND

PROJECT INFORMATION

NORTH WATERFRONT PARK

10 COWAN STREET
WILMINGTON, NORTH CAROLINA

CITY OF WILMINGTON
Community Services Department
P.O. Box 1810, Wilmington, North Carolina 28402
City of Wilmington Project Code 3CPRK1860

Landscape Architecture = L
HARGREAVES JONES
180 Varick Street, Suite 204, New York, NY 10014
www.hargreavesjones.com
NC License #C-513

Architecture = A
SAGE & COOMBE ARCHITECTS
12-15 Vesey Street, 5th Floor, New York, NY 10013
www.sageandcoombe.com

Acoustic/Theater/AV = AT
OAP.P.C.
77 Water Street, New York NY 10015
www.anap.com

Civil Engineering = C
Structural Engineering = S
Geotechnical Engineering = G
STEWART
223 S. West Street, Suite 1100, Raleigh, NC 27603
www.stewartinc.com
NC License #C-1051

Environmental Engineering = EE
Soil & Environmental Consultants, PA
8412 Falls of Neuse Road, Suite 104, Raleigh, NC 27615
www.sandec.com
EAGLE RESOURCES
215 West Moore Street, Southport, NC 28461
www.eagleresources.com

Irrigation = I
CLARK IRRIGATION DESIGN & CONSULTING, INC
P.O. Box 693, Lenoir, NC 28553
www.clarkirrigationdesign.com

Landscape Soil = LS
LANDIS, PLLC
3808 Bentley Brook Dr. Raleigh, NC 27611
www.landispllc.com

Mechanical Engineering = M
Electrical Engineering = E
Plumbing Engineering = P
Fire Protection = FF
CHEATHAM & ASSOCIATES, PA
3412 Enterprise Drive, Wilmington NC 28405
www.cheathamna.com
NC License #C-1073

Marine Structural Engineering = SM
ANDREW CONSULTING ENGINEERS
3811 Peachtree Avenue, Suite 300, Wilmington, NC 28403
www.andrewengineers.com

Water Fountain Design = WF
DELTA FOUNTAINS
11494 Columbia Park Dr., Suite 4, Jacksonville, FL 32258
www.deltafountains.com

Lighting Design = EL
TILLOTSON DESIGN ASSOCIATES
40 Worth Street, Room 703, New York NY 10013
www.tilotsondesign.com

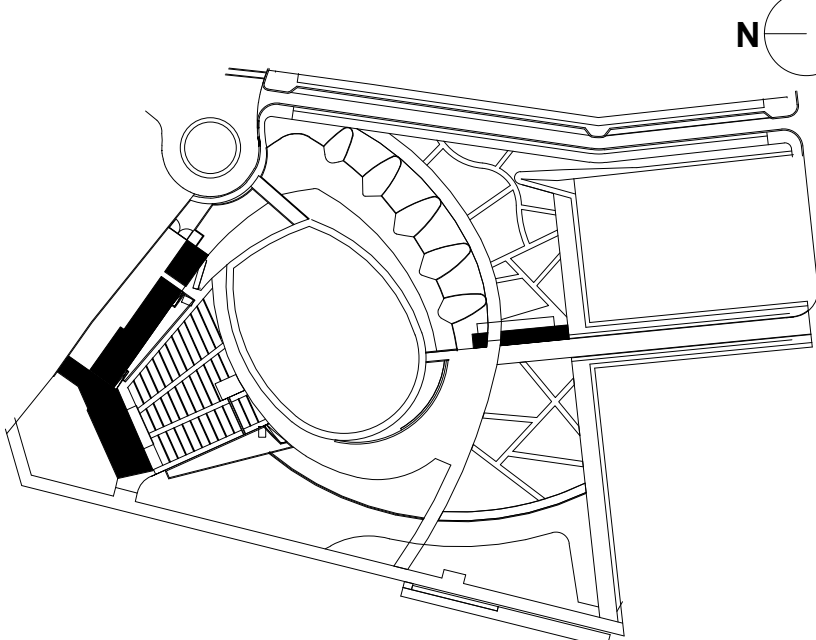
SEAL/SIGNATURE

PROGRESS SET
NOT FOR CONSTRUCTION

ISSUE/REVISIONS

| NO. | DESCRIPTION | DATE |
|-----|------------------------------------|------------|
| 1 | 80% CONSTRUCTION DOCUMENTS P4 | 07/12/2019 |
| 2 | 60% CONSTRUCTION DOCUMENTS P3 | 07/26/2019 |
| 3 | 95% CONSTRUCTION DOCUMENTS P4 | 08/23/2019 |
| 4 | 95% CONSTRUCTION DOCUMENTS P3 & P4 | 12/04/2019 |
| | | |
| | | |
| | | |
| | | |
| | | |
| | | |

KEY MAP



SHEET INFORMATION

Project No.: NWP 1701
Drawn By: MH
Checked By: PC/DWH
Date: 12/04/2019
Scale: As indicated

SHEET TITLE

ARCHITECTURE EXTERIOR DOOR SCHEDULE & TYPES

SHEET NO.

A-811-P3

Approved Construction Plan

Name Date

Planning _____

Traffic _____

Fire _____

N

M

L

K

J

I

H

G

F

E

D

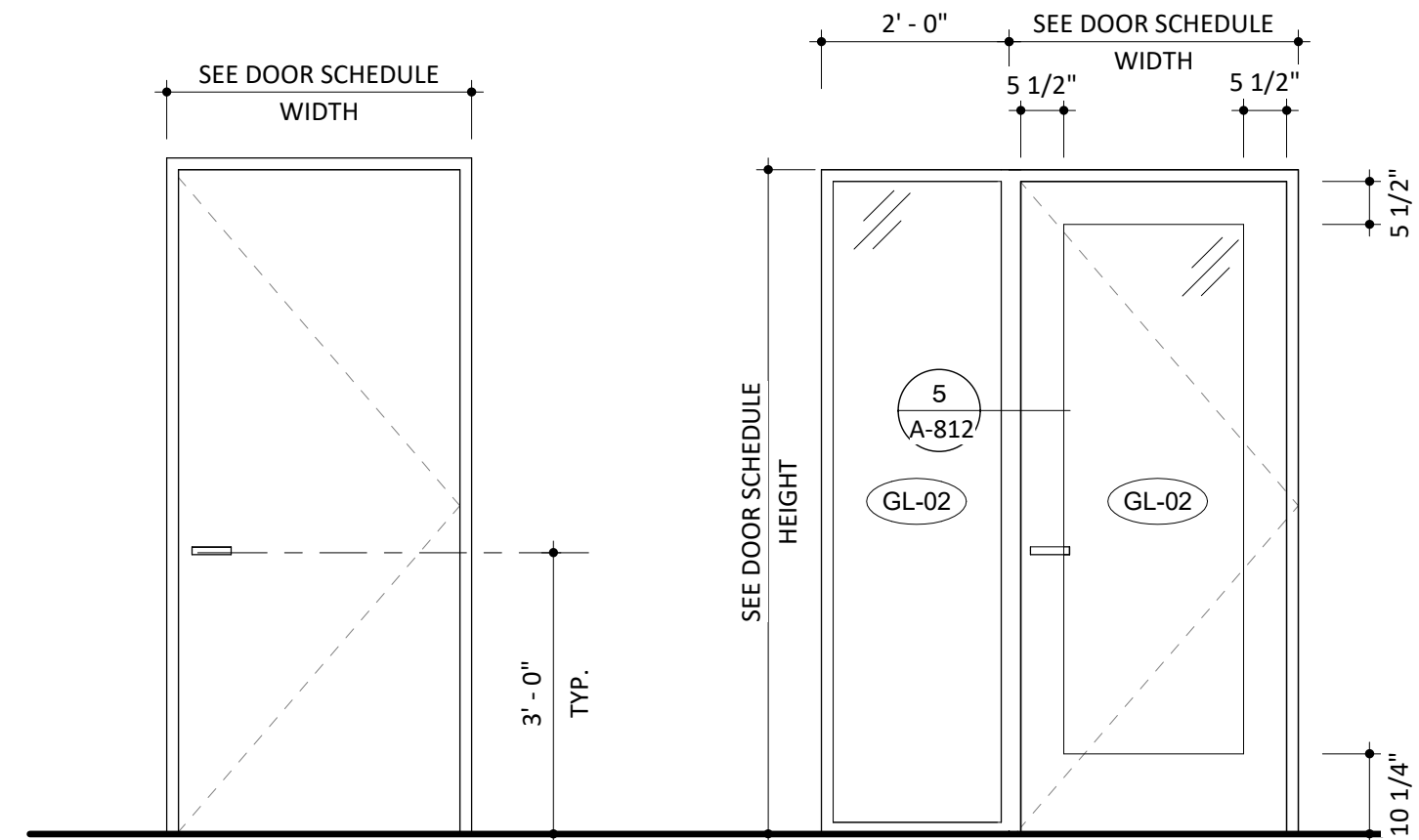
C

B

A

| STAGE BUILDING INTERIOR DOOR SCHEDULE | | | | | | | | | | | | | | | | |
|---------------------------------------|--------------------|--------|--------------|--------|--------------|---------|---------|--------------|--------|----------------|----------------|----------------|----------------|-----------------|--|----------|
| DOOR NUMBER | FROM | | TO | | DOOR TYPE | WIDTH | HEIGHT | PANEL | | FIRE RATING | HEAD DETAIL | JAMB DETAIL | SILL DETAIL | HARDWARE SET | | COMMENTS |
| | ROOM | NUMBER | ROOM | NUMBER | | | | MATERIAL | FINISH | | | | | | | |
| 130C | STAIR A | 130 | VESTIBULE | 151 | H | 3' - 0" | 7' - 0" | HOLLOW METAL | PT-03 | 1 HR | 2/A-812 | 2/A-812 | 1/A-812 | 18A | | |
| 131A | PRODUCTION OFFICE | 130 | STAIR A | 130 | H | 3' - 0" | 7' - 0" | HOLLOW METAL | PT-03 | 1 HR | 2/A-812 | 2/A-812 | 1/A-812 | 15B | | |
| 133 | OFFICE | 133 | VENUE OFFICE | 132 | I | 3' - 0" | 7' - 0" | HOLLOW METAL | PT-03 | 0 | 2/A-812 | 2/A-812 | 1/A-812 | 16 | | |
| 134 | LAV | 134 | VENUE OFFICE | 132 | H | 3' - 0" | 7' - 0" | HOLLOW METAL | PT-03 | 0 | 2/A-812 | 2/A-812 | 1/A-812 | 15 | | |
| 138 | STORAGE | 137 | IT LN | 138 | H | 3' - 6" | 7' - 0" | HOLLOW METAL | PT-03 | 2 HR | 2/A-812 | 2/A-812 | 1/A-812 | 17A | | |
| 139A | STORAGE | 137 | ELEC LN | 139 | H | 3' - 6" | 7' - 0" | HOLLOW METAL | PT-03 | 2 HR | 2/A-812 | 2/A-812 | 1/A-812 | 18 | | |
| 139B | ELEC LN | 139 | VESTIBULE | 145 | H | 3' - 0" | 7' - 0" | HOLLOW METAL | PT-06 | 2 HR | 2/A-812 | 2/A-812 | 1/A-812 | 17B | | |
| 142B | VIP VESTIBULE | 142 | VESTIBULE | 145 | H | 3' - 0" | 7' - 0" | HOLLOW METAL | PT-03 | 0 | 2/A-812 | 2/A-812 | 1/A-812 | 19 | | |
| 146 | ELEV. MACHINE ROOM | 146 | VESTIBULE | 145 | H | 3' - 6" | 7' - 0" | HOLLOW METAL | PT-03 | 0 | 2/A-812 | 2/A-812 | 1/A-812 | 17 | | |
| 150 | TOURING OFFICE | 150 | CORRIDOR | 172 | H | 3' - 0" | 7' - 0" | HOLLOW METAL | PT-03 | 0 | 2/A-812 | 2/A-812 | 1/A-812 | 15A | | |
| 151 | VESTIBULE | 151 | CORRIDOR | 172 | H | 3' - 0" | 7' - 0" | HOLLOW METAL | PT-03 | 0 | 2/A-812 | 2/A-812 | 1/A-812 | 19 | | |
| 152 | LAUNDRY | 152 | CORRIDOR | 155 | H | 3' - 0" | 7' - 0" | HOLLOW METAL | PT-03 | 0 | 2/A-812 | 2/A-812 | 1/A-812 | 19A | | |
| 153 | WOMEN'S LAV | 153 | CORRIDOR | 155 | H | 3' - 0" | 7' - 0" | HOLLOW METAL | PT-03 | 0 | 2/A-812 | 2/A-812 | 1/A-812 | 20 | | |
| 154 | MEN'S LAV | 154 | CORRIDOR | 155 | H | 3' - 0" | 7' - 0" | HOLLOW METAL | PT-03 | 0 | 2/A-812 | 2/A-812 | 1/A-812 | 20 | | |
| 155 | VESTIBULE | 151 | CORRIDOR | 155 | H | 3' - 0" | 7' - 0" | HOLLOW METAL | PT-03 | 0 | 2/A-812 | 2/A-812 | 1/A-812 | 19 | | |
| 156 | SHOWER 1 | 156 | CORRIDOR | 155 | H | 3' - 0" | 7' - 0" | HOLLOW METAL | PT-03 | 0 | 2/A-812 | 2/A-812 | 1/A-812 | 16A | | |
| 157 | SHOWER 2 | 157 | CORRIDOR | 155 | H | 3' - 0" | 7' - 0" | HOLLOW METAL | PT-03 | 0 | 2/A-812 | 2/A-812 | 1/A-812 | 16A | | |
| 158 | SHOWER 3 | 158 | CORRIDOR | 155 | H | 3' - 0" | 7' - 0" | HOLLOW METAL | PT-03 | 0 | 2/A-812 | 2/A-812 | 1/A-812 | 16A | | |
| 159 | SHOWER 4 | 159 | CORRIDOR | 155 | H | 3' - 0" | 7' - 0" | HOLLOW METAL | PT-03 | 0 | 2/A-812 | 2/A-812 | 1/A-812 | 16B | | |
| 160 | BATH 1 | 160 | DRESSING 1 | 161 | H | 3' - 0" | 7' - 0" | HOLLOW METAL | PT-03 | 0 | 2/A-812 | 2/A-812 | 1/A-812 | 16C | | |
| 161 | DRESSING 1 | 161 | CORRIDOR | 172 | H | 3' - 0" | 7' - 0" | HOLLOW METAL | PT-03 | 0 | 2/A-812 | 2/A-812 | 1/A-812 | 19B | | |
| 162 | BATH 2 | 162 | DRESSING 2 | 163 | H | 3' - 0" | 7' - 0" | HOLLOW METAL | PT-03 | 0 | 2/A-812 | 2/A-812 | 1/A-812 | 16C | | |
| 163 | DRESSING 2 | 163 | CORRIDOR | 172 | H | 3' - 0" | 7' - 0" | HOLLOW METAL | PT-03 | 0 | 2/A-812 | 2/A-812 | 1/A-812 | 19B | | |
| 164 | BATH 3 | 164 | DRESSING 3 | 165 | H | 3' - 0" | 7' - 0" | HOLLOW METAL | PT-03 | 0 | 2/A-812 | 2/A-812 | 1/A-812 | 16C | | |
| 165 | DRESSING 3 | 165 | CORRIDOR | 172 | H | 3' - 0" | 7' - 0" | HOLLOW METAL | PT-03 | 0 | 2/A-812 | 2/A-812 | 1/A-812 | 19 | | |
| 166 | BATH 4 | 166 | DRESSING 4 | 167 | H | 3' - 0" | 7' - 0" | HOLLOW METAL | PT-03 | 0 | 2/A-812 | 2/A-812 | 1/A-812 | 16C | | |
| 167 | DRESSING 4 | 167 | CORRIDOR | 172 | H | 3' - 0" | 7' - 0" | HOLLOW METAL | PT-03 | 0 | 2/A-812 | 2/A-812 | 1/A-812 | 19 | | |
| 168 | BATH 5 | 168 | DRESSING 5 | 169 | H | 3' - 0" | 7' - 0" | HOLLOW METAL | PT-03 | 0 | 2/A-812 | 2/A-812 | 1/A-812 | 16C | | |
| 169 | DRESSING 5 | 169 | CORRIDOR | 172 | H | 3' - 0" | 7' - 0" | HOLLOW METAL | PT-03 | 0 | 2/A-812 | 2/A-812 | 1/A-812 | 19 | | |
| 170 | BATH 6 | 170 | DRESSING 6 | 171 | H | 3' - 0" | 7' - 0" | HOLLOW METAL | PT-03 | 0 | 2/A-812 | 2/A-812 | 1/A-812 | 16C | | |
| 171 | DRESSING 6 | 171 | CORRIDOR | 172 | H | 3' - 0" | 7' - 0" | HOLLOW METAL | PT-03 | 0 | 2/A-812 | 2/A-812 | 1/A-812 | 19 | | |
| 172 | CORRIDOR | 172 | STAIR B | 141 | H | 3' - 6" | 7' - 0" | HOLLOW METAL | PT-03 | 0 | 2/A-812 | 2/A-812 | 1/A-812 | 19 | | |
| 173 | VIP WOMEN'S LAV | 173 | STAIR B | 141 | H | 3' - 0" | 7' - 0" | HOLLOW METAL | PT-03 | 0 | 2/A-812 | 2/A-812 | 1/A-812 | 16C | | |
| 174 | VIP MEN'S LAV | 174 | STAIR_B | 141 | H | 3' - 0" | 7' - 0" | HOLLOW METAL | PT-03 | 0 | 2/A-812 | 2/A-812 | 1/A-812 | 16C | | |

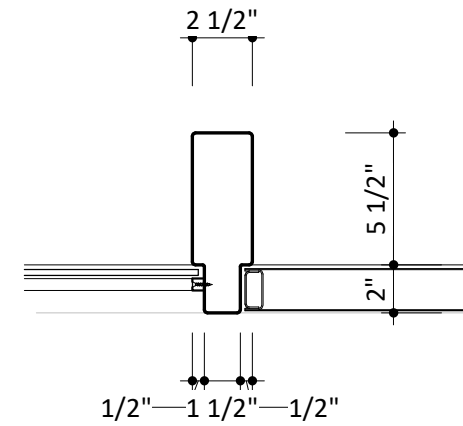
| PARK SUPPORT INTERIOR DOOR SCHEDULE | | | | | | | | | | | | | | | | |
|-------------------------------------|----------------|--------|------------|--------|--------------|---------|---------|----------|--------|----------------|----------------|----------------|----------------|-----------------|--|----------|
| DOOR NUMBER | FROM | | TO | | DOOR TYPE | WIDTH | HEIGHT | PANEL | | FIRE RATING | HEAD DETAIL | JAMB DETAIL | SILL DETAIL | HARDWARE SET | | COMMENTS |
| | ROOM | NUMBER | ROOM | NUMBER | | | | MATERIAL | FINISH | | | | | | | |
| 105 | ENTRY | 107 | BOX OFFICE | 105 | H | 3' - 0" | 7' - 0" | HM | PT-03 | 0 | 2/A-812 | 2/A-812 | 1/A-812 | 4 | | |
| 106 | PRIVATE OFFICE | 106 | ENTRY | 107 | H | 3' - 0" | 7' - 0" | HM | PT-03 | 0 | 2/A-812 | 2/A-812 | 1/A-812 | 5 | | |



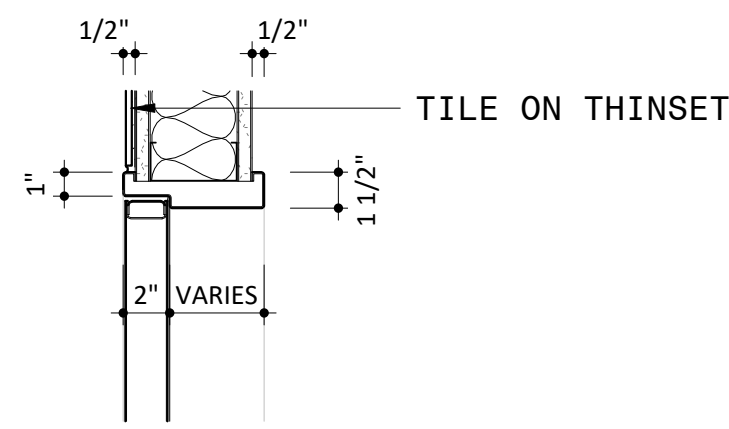
INTERIOR DOOR TYPE H
AT STAGE BUILDING AND PARK
SUPPORT PAINTED HOLLOW METAL
DOOR

INTERIOR DOOR TYPE I
AT STAGE BUILDING OFFICE
WITH GLASS AND SIDE LITE

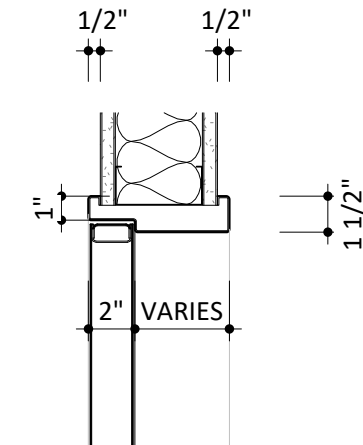
DOOR TYPES - INTERIOR
1/2" = 1'-0"



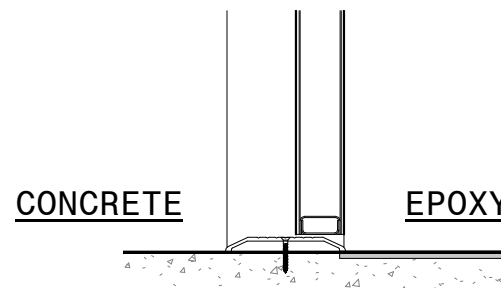
5 HOLLOW METAL DOOR JAMB DETAIL AT SIDE LITE
1 1/2" = 1'-0"



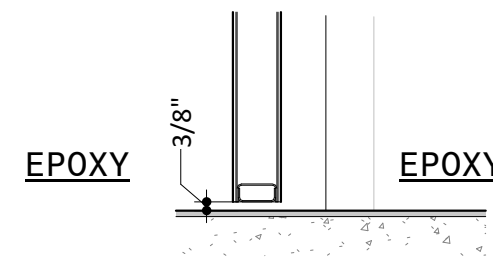
4 HOLLOW METAL DOOR HEAD/JAMB DETAIL AT TILE
1 1/2" = 1'-0"



3 TYPICAL HOLLOW METAL DOOR HEAD/JAMB DETAIL
1 1/2" = 1'-0"



2 THRESHOLD DETAIL CONCRETE - EPOXY
1 1/2" = 1'-0"



1 THRESHOLD DETAIL EPOXY - EPOXY
1 1/2" = 1'-0"

NOTES

LEGEND

PROJECT INFORMATION

NORTH WATERFRONT PARK

10 COWAN STREET
WILMINGTON, NORTH CAROLINA

CITY OF WILMINGTON
Community Services Department
P.O. Box 1810, Wilmington, North Carolina 28402
City of Wilmington Project Code 3CPRK1860

Landscape Architecture = L
HARGREAVES JONES
180 Varick Street, Suite 204, New York, NY 10014
www.hargreavesjonesla.com
NC License #C-513

Architecture = A
SAGE & COOMBE ARCHITECTS
12-15 Vestry Street, 5th Floor, New York, NY 10013
www.sageandcoombe.com

Acoustic/Theater/AV = AT
OAP.P.C.
77 Water Street, New York NY 10015
www.oap.com

Civil Engineering = C
Structural Engineering = S
Geotechnical Engineering = G
STEWART
223 S. West Street, Suite 1100, Raleigh, NC 27603
www.stewartinc.com
NC License #C-1051

Environmental Engineering = EE
SOIL & ENVIRONMENTAL CONSULTANTS, PA
8412 Falls of Neuse Road, Suite 104, Raleigh, NC 27615
www.sandec.com
EAGLE RESOURCES
215 West Moore Street, Southport, NC 28461
www.eagleresources.com

Irrigation = I
CLARK IRRIGATION DESIGN & CONSULTING, INC
P.O. Box 693, Lenoir, NC 28553
www.clarkirrigationdesign.com

Landscape Soil = LS
LANDIS, PLLC
3808 Bentley Brook Dr. Raleigh, NC 27611
www.landispllc.com

Mechanical Engineering = M
Electrical Engineering = E
Plumbing Engineering = P
Fire Protection = FP
CHEATHAM & ASSOCIATES, PA
3412 Enterprise Drive, Wilmington NC 28405
www.cheathamna.com
NC License #C-1073

Marine Structural Engineering = SM
ANDREW CONSULTING ENGINEERS
3811 Peachtree Avenue, Suite 300, Wilmington, NC 28403
www.andrewengineers.com

Water Fountain Design = WF
DELTA FOUNTAINS
11494 Columbia Park Dr. W., Suite 4, Jacksonville, FL 32258
www.deltafountains.com

Lighting Design = EL
TILLOTSON DESIGN ASSOCIATES
40 Worth Street, Room 703, New York NY 10013
www.tillotsondesign.com

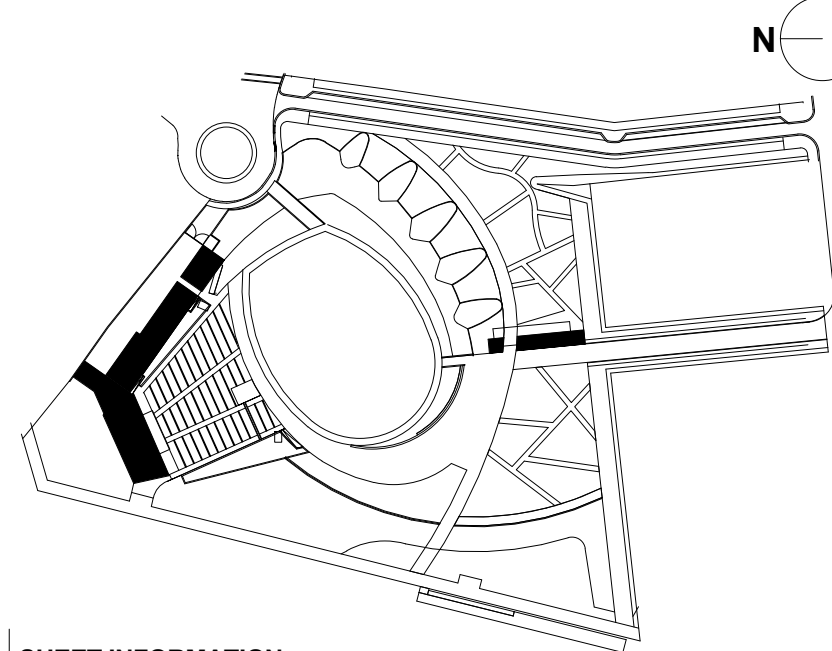
SEAL/SIGNATURE

PROGRESS SET
NOT FOR CONSTRUCTION

ISSUE/REVISIONS

| NO. | DESCRIPTION | DATE |
|-----|------------------------------------|------------|
| 1 | 80% CONSTRUCTION DOCUMENTS P4 | 07/12/2019 |
| 2 | 60% CONSTRUCTION DOCUMENTS P3 | 07/26/2019 |
| 3 | 95% CONSTRUCTION DOCUMENTS P4 | 08/23/2019 |
| 4 | 95% CONSTRUCTION DOCUMENTS P3 & P4 | 12/04/2019 |
| | | |
| | | |
| | | |
| | | |
| | | |

KEY MAP



SHEET INFORMATION

Project No.: NWP 1701
Drawn By: MH
Checked By: PC DWH
Date: 12/04/2019
Scale: As indicated

SHEET TITLE

ARCHITECTURE INTERIOR DOOR SCHEDULE & TYPES

SHEET NO.

A-812-P3

| | | | | | | | |
|---|---|--|--|--|---|--|---|
| N | STAGE BUILDING AND PARK SUPPORT MATERIAL SCHEDULE | | | | | | |
| | DESIGNATION | MATERIAL | BASIS OF DESIGN | CHARACTERISTICS | FINISH & COLOR | REMARKS/LOCATION | SPECIFICATION SECTION |
| M | ACT-XX | ACOUSTIC CEILING TILE | | | | | |
| | ACT-01 | ACOUSTIC CEILING TILE | ARMSTRONG CALLA | 24" X 24" BEVELED TEGULAR 9/16" | | CEILINGS/ 87% MINIMUM RC CONTENT/ DECLARE LABELED | 095110 ACOUSTIC CEILING ASSEMBLIES |
| | BA-XX | BULLET RESISTANT ASSEMBLIES | | | | | |
| | BA-01 | BULLET RESISTANT SHEATHING | ARMORCORE BULLET RESISTANT PANEL | UL 752, LEVEL 3 | | PARK SUPPORT BOX OFFICE, ENTRY, AND PRIVATE OFFICE | 119900 BULLET RESISTANT ASSEMBLIES |
| | BR-XX | BRICK | | | | | |
| | BR-01 | BRICK | ENDICOTT | SEE A-443 FOR BRICK TYPES | DARK IRONSPOT SMOOTH | PARK SUPPORT & STAGE BUILDING | 042000 UNIT MASONRY |
| | CON-XX | CONCRETE | | | | | |
| | CON-04 | CONCRETE | | BROOM FINISH | | LOADING DOCK | 033300 CAST IN PLACE CONCRETE |
| | CON-06 | SLIPFORM CONCRETE | | SLIPFORM FORMWORK | | VERTICAL SURFACE | 033300 CAST IN PLACE CONCRETE |
| | CON-07 | CONCRETE | PROSOCO CONSOLDECK LS | SEALED | | STAGE BUILDING & PARK SUPPORT | 096770 SEALED CONCRETE FINISH |
| L | CON-08 | CONCRETE | PROSOCO CONSOLDECK LS & SLX100 | SEALED | | STAGE BUILDING BATHS 1-6, VIP LAVS 173 & 174 | 096770 SEALED CONCRETE FINISH |
| | CON-09 | PRECAST CONCRETE PANEL | | 4'-0" LONG X 3-5/8" THICK. SEE DETAILS FOR HEIGHT | FINISH TO MATCH CON-06 | STAGE BUILDING SOUTH FACADE BASE | 034500 PRECAST ARCHITECTURAL CONCRETE |
| | CON-10 | PRECAST CONCRETE PANEL | | 7-5/8" THICK | FINISH TO MATCH CON-06 | STAGE BUILDING PUBLIC RESTROOM ENTRANCE | 034500 PRECAST ARCHITECTURAL CONCRETE |
| | CT-XX | CERAMIC TILE | | | | | |
| | CT-01 | CERAMIC TILE | DALTILE SEMI GLOSS AND MATTE | 4" X 4" X 5/16" THICK WALL TILE | TO BE SELECTED BY ARCHITECT FROM COLOR GROUP 4 | PARK SUPPORT & STAGE BUILDING MEN'S LAV | 093000 TILING |
| | CT-02 | CERAMIC TILE | DALTILE SEMI GLOSS AND MATTE | 4" X 4" X 5/16" THICK WALL TILE | TO BE SELECTED BY ARCHITECT FROM COLOR GROUP 4 | PARK SUPPORT & STAGE BUILDING WOMEN'S LAV | 093000 TILING |
| | CT-03 | CERAMIC TILE | DALTILE SEMI GLOSS AND MATTE | 4" X 4" X 5/16" THICK WALL TILE | TO BE SELECTED BY ARCHITECT FROM COLOR GROUP 4 | STAGE BUILDING MEN'S VIP BATHROOM | 093000 TILING |
| | CT-04 | CERAMIC TILE | DALTILE SEMI GLOSS AND MATTE | 4" X 4" X 5/16" THICK WALL TILE | TO BE SELECTED BY ARCHITECT FROM COLOR GROUP 4 | STAGE BUILDING WOMEN'S VIP BATHROOM | 093000 TILING |
| | CT-05 | CERAMIC TILE | DALTILE SEMI GLOSS AND MATTE | 4" X 4" X 5/16" THICK WALL TILE | TO BE SELECTED BY ARCHITECT FROM COLOR GROUP 1 | STAGE BUILDING CREW & VENUE OFFICE BATHROOMS | 093000 TILING |
| | CT-06 | CERAMIC TILE | DALTILE SEMI GLOSS AND MATTE | 4" X 4" X 5/16" THICK WALL TILE | TO BE SELECTED BY ARCHITECT FROM COLOR GROUP 1 | PARK SUPPORT & STAGE BUILDING MEN'S & WOMEN'S LAV | 093000 TILING |
| K | EF-XX | EPOXY FLOORING | | | | | |
| | EF-01 | EPOXY FLOORING | DEX-0-TEX CHEMINERT | TROWEL APPLIED WITH INTEGRAL BASE | STANDARD COLOR WITH POSITRED "0" (FINE) | LAVATORIES | 096723 RESINOUS FLOORING |
| | GC-XX | GLAZED CANOPY | | | | | |
| | GC-02 | GLAZED CANOPY | PILKINGTON PLANAR | MONOLITHIC CLEAR LAMINATED GLAZING WITH SGP INTERLAYER | STANDARD 40% MESH CERAMIC FRIT PATTERN IN CUSTOM GRAY | PARK SUPPORT CANOPY ALTERNATE #1 | 084426 STRUCTURAL GLASS CANOPIES |
| | GL-XX | GLASS | | | | | |
| | GL-01 | GLASS | VIRACON/ VNE1-53 INSULATING LAMINATED IGU | IGU CONSISTING OF LAMINATED 1/4" CLEAR, FRIT DOT PATTERN AND LOW E COATING ON THE #2 SURFACE, 1/2" AIR SPACE, 1/4" CLEAR, .03" CLEAR PVB .03" CLEAR PVB, 1/4" CLEAR | STANDARD CERAMIC FRIT DOT PATTERN TO BE SELECTED BY ARCHITECT | STAGE BUILDING NORTH & WEST FACADE WINDOWS, REF. A-821 | 088000 GLAZING |
| | GL-02 | GLASS | VIRACON/ VNE1-53 INSULATING LAMINATED IGU | IGU CONSISTING OF LAMINATED TEMPERED 1/4" CLEAR (OR TEMPERED, WHERE REQUIRED), CUSTOM FRIT AND LOW E COATING ON THE #2 SURFACE, 1/2" AIR SPACE, 1/4" CLEAR, .03" CLEAR PVB .03" CLEAR PVB, 1/4" CLEAR | SEE A-821 FOR CUSTOM CERAMIC FRIT PATTERN | PARK OFFICE; STAGE BUILDING SOUTH & EAST VISION GLASS, REF. A-821 & A-822 | 088000 GLAZING |
| | GL-03 | GLASS | VIRACON/ VNE1-53 INSULATING LAMINATED IGU | IGU CONSISTING OF LAMINATED 1/4" CLEAR EXTERIOR LITE (OR TEMPERED, WHERE REQUIRED), CUSTOM FRIT AND LOW E COATING ON THE #2 SURFACE, 1/2" AIR SPACE, .03" ARCTIC SNOW PVB .03" CLEAR PVB, 1/4" CLEAR | SEE A-821 FOR CUSTOM CERAMIC FRIT PATTERN | PARK SUPPORT AND STAGE BUILDING TYPICAL STOREFRONT, REF. A-821 & A-822 | 088000 GLAZING |
| | GL-04 | GLASS | VIRACON/ VNE1-53 INSULATING LAMINATED IGU | IGU CONSISTING OF LAMINATED 1/8" CLEAR TEMPERED EXTERIOR LITE, CUSTOM FRIT AND LOW E COATING ON THE #2 SURFACE, 1/2" AIR SPACE, 1/8" CLEAR, .03" POLAR WHITE PVB .03" CLEAR PVB, 1/8" CLEAR | SEE A-821 FOR CUSTOM CERAMIC FRIT PATTERN | PARK SUPPORT EXTERIOR DOORS 100 & 107, REF. A-822 | 088000 GLAZING |
| | GL-05 | WIRED GLASS | | 1/4" CLEAR GLASS, GROUND AND POLISHED BOTH SIDES, WITH 3/4" X 3/4" DIAMOND PATTERN ELECTRICALLY WELDED STEEL WIRE MESH | | VISION PORTALS AT STAGE BUILDING EXTERIOR DOORS, REF. A-811 | 088000 GLAZING |
| J | GL-06 | SPANDREL GLASS | VIRACON/ VNE1-53 INSULATING LAMINATED IGU | IGU CONSISTING OF LAMINATED 1/4" CLEAR EXTERIOR LITE (OR TEMPERED, WHERE REQUIRED), CUSTOM FRIT AND LOW E COATING ON THE #2 SURFACE, 1/2" AIR SPACE, 1/4" CLEAR WITH SPANDREL COATING ON #4 SURFACE, .03" CLEAR PVB .03" CLEAR PVB, 1/4" CLEAR | SEE A-821 FOR CUSTOM CERAMIC FRIT PATTERN | STAGE BUILDING STOREFRONT SOUTH & EAST STOREFRONT, REF. A-821 | 088000 GLAZING |
| | GR-XX | GROUND FACE BLOCK | | | | | |
| | GR-01 | GROUND FACE BLOCK | ECHOLON TRENDSTONE TREMNWYTH HIGH POLISH | SEE A-443 FOR GROUND FACE BLOCK TYPES | TO BE SELECTED BY ARCHITECT | STAGE BUILDING | 042000 CONCRETE MASONRY |
| | GWB-XX | GYPSSUM WALL BOARD | | | | | |
| | GWB-01 | GYPSSUM WALL BOARD | USG OR APPROVED EQUAL | 5/8" TYPE X MOISTURE RESISTANT | LEVEL 4 FINISH | STAGE BUILDING & PARK SUPPORT WALLS AND CEILINGS | 092900 GYPSSUM BOARD |
| | GWB-02 | FIBERGLASS MAT GYPSSUM TILE BACKER | GP DENSIFIELD TILE BACKER OR APPROVED EQUAL | 5/8" | | STAGE BUILDING & PARK SUPPORT TILE WALL SURFACES | 092900 GYPSSUM BOARD |
| | GWB-03 | FIBERGLASS MAT GYPSSUM SHEATHING | GP DENSOLASS OR APPROVED EQUAL | 5/8" | | STAGE BUILDING & PARK SUPPORT EXTERIOR SHEATHING | 092900 GYPSSUM BOARD |
| | GWB-04 | EXTERIOR GRADE GYPSSUM WALL BOARD | USG OR APPROVED EQUAL | 5/8" | | STAGE BUILDING & PARK SUPPORT EXTERIOR WALLS | 092900 GYPSSUM BOARD |
| | GWB-5 | GYPSSUM WALL BOARD | USG OR APPROVED EQUAL | 5/8" ABUSE RESISTANT | LEVEL 4 FINISH | STAGE BUILDING CORRIDOR 172 | 092900 GYPSSUM BOARD |
| | INS-XX | INSULATION | | | | | |
| I | INS-01 | INSULATION | FIRESTONE TAPERED ISO 95+ POLYISOCYANURATE OR APPROVED EQUAL | MINIMUM LTTR R25 TAPERED BOARD | | STAGE BUILDING & PARK SUPPORT ROOF | 075423 THERMOPLASTIC POLYOLEFIN ROOFING |
| | INS-02 | INSULATION | ROCKWOOL CURTAINROCK | 2" SEMI-RIGID STONE WOOL INSULATION | | STAGE BUILDING & PARK SUPPORT EXTERIOR WALLS | 072100 BUILDING INSULATION |
| | INS-03 | INSULATION | DOW HIGH LOAD EXTRUDED POLYSTYRENE INSULATION | 100 PSI 2" AND 4" BOARDS | | STAGE BUILDING & PARK SUPPORT FOUNDATION AND TOP OF STOREFRONT; STAGE BUILDING VIP TERRACE | 072100 BUILDING INSULATION |
| | INS-04 | INSULATION | ROCKWOOL CAVITYROCK | SEMI-RIGID EXTERIOR CAVITY WALL STONE WOOL INSULATION | | STAGE BUILDING & PARK SUPPORT EXTERIOR WALL CAVITY | 072100 BUILDING INSULATION |
| | INS-05 | INSULATION | ROCKWOOL COMFORTBATT | SEMI-RIGID STONE WOOL BATT INSULATION 6" @ R-24 | | STAGE BUILDING & PARK SUPPORT EXTERIOR WALL BETWEEN FRAMING | 072100 BUILDING INSULATION |
| | LVT-XX | LUXURY VINYL TILE | | | | | |
| | LVT-01 | LUXURY VINYL TILE | MOHAWK GROUP BOLDER C0010 | 36" X 36" | 925 PEBBLE | STAGE BUILDING CREW | 096500 RESILIENT AND LVT FLOORING |
| | MR-XX | METAL RAILING | | | | | |
| | MR-01 | METAL RAILING | | 1 1/2" OD STAINLESS STEEL TUBE | #4 FINISH | STAGE BUILDING EXTERIOR STAIR C | 055200 HANDRAILS AND RAILINGS |
| | MR-02 | METAL RAILING | | 1 1/2" OD PAINTED PIPE RAIL | PAINTED TO MATCH PX-07 AT EXTERIOR/ PT-11 AT INTERIOR STAIRS A & B | STAGE BUILDING EXTERIOR STAIRS AND RAMPS AT NORTH WALKWAY; INTERIOR STAIRS A & B | 055200 HANDRAILS AND RAILINGS |
| H | MR-05 | METAL RAILING | JAKOB INOX CABLE RAILING | STAINLESS STEEL CABLE RAILING SYSTEM WITH HORIZONTAL CABLES AND FITTINGS | #4 FINISH | STAGE BUILDING WALKWAY | 057300 DECORATIVE METAL RAILINGS |
| | MR-07 | METAL RAILING | JAKOB INOX CABLE RAILING | STAINLESS STEEL CABLE RAILING SYSTEM WITH HORIZONTAL CABLES AND FITTINGS | #4 FINISH | STAGE BUILDING VIP TERRACE | 057300 DECORATIVE METAL RAILINGS |
| | MR-08 | METAL FENCE | JAKOB INOX CABLE RAILING WITH STAINLESS STEEL FRAMING | STAINLESS STEEL CABLE RAILING SYSTEM WITH HORIZONTAL CABLES | #4 FINISH | STAGE BUILDING VIP TERRACE | 057300 DECORATIVE METAL RAILINGS |
| | MTL-XX | SHEET METAL | | | | | |
| | MTL-04 | EXPANDED METAL SCREEN | AMICO APEX03 OR APPROVED EQUAL | FLUOROPOLYMER PAINT PPG DURANAR COATING | FROM MANUFACTURER'S STANDARD COLORS | STAGE BUILDING ROOF SCREEN | |
| | MTL-07 | PIN LETTERS | | 1/4" WATER JET CUT ALUMINUM, ARCHITECT TO PROVIDE CAD FILE | POWDER COAT | PARK SUPPORT | 101419 DIMENSIONAL LETTER SIGNAGE |
| | MTL-08 | ALUMINUM COPING TRIM | | 1/8" BENT ALUMINUM WITH KYNAR COATING. SEE COPINGS DETAILS AND ENLARGED PLANS FOR WIDTH. | PX-07 | PARK SUPPORT AND STAGE BUILDING ROOF COPING | 055000 METAL FABRICATIONS |
| | MTL-09 | PERFORATED ALUMINUM CEILING PANEL | | 1/8" PERFORATED PANELS WITH HAIRLINE JOINTS, 50% OPEN 1/4" HOLES WITH KYNAR COATING | PX-07 | PARK SUPPORT AND STAGE BUILDING EXTERIOR VESTIBULE CEILINGS | |
| | MTL-10 | ALUMINUM PLATE | | 1/4" ALUMINUM PLATE WITH KYNAR COATING | PX-07 | PARK SUPPORT AND STAGE BUILDING RESTROOM ENTRY CANOPY | 055000 METAL FABRICATIONS |
| | MTL-11 | ALUMINUM TRIM | | 1/8" BENT ALUMINUM WITH KYNAR COATING | PX-07 | PARK SUPPORT AND STAGE BUILDING ROOF COPING | 055000 METAL FABRICATIONS |
| G | MTL-12 | METAL FLASHING | | ALUMINUM FLASHING WITH TWO COAT FLUOROPOLYMER FINISH | PX-07 | PARK SUPPORT AND STAGE BUILDING | 076200 SHEET METAL FLASHING AND TRIM |
| | MTL-13 | INSULATED ALUMINUM PANEL | | 1 1/4" INSULATED ALUMINUM PANEL WITH KYNAR COATING | PX-06 | STAGE BUILDING | |
| | PH-XX | PHENOLIC RESIN | | | | | |
| | PH-01 | EXTERIOR GRADE PHENOLIC | HIGH-PRESSURE COMPACT LAMINATE, 3/8" | | COLOR 1 | PARK SUPPORT & STAGE BUILDING EXTERIOR VESTIBULE WALLS AND CEILING | 074233 SOLID PHENOLIC WALL PANELS |
| | PH-02 | EXTERIOR GRADE PHENOLIC | HIGH-PRESSURE COMPACT LAMINATE, 3/8" | | COLOR 2 | PARK SUPPORT & STAGE BUILDING EXTERIOR VESTIBULE WALLS AND CEILING | 074233 SOLID PHENOLIC WALL PANELS |
| | PH-03 | PHENOLIC COUNTERTOP | HIGH-PRESSURE COMPACT LAMINATE, 3/8" | | COLOR 3 | PARK SUPPORT COUNTERTOPS | 074233 SOLID PHENOLIC WALL PANELS |
| | PH-04 | PHENOLIC COUNTERTOP VERTICAL, TOE-KICK | HIGH-PRESSURE COMPACT LAMINATE, 3/8" | | COLOR 4 | PARK SUPPORT COUNTERTOPS | 074233 SOLID PHENOLIC WALL PANELS |
| | PL-XX | PLASTIC LAMINATE | | | | | |
| | PL-01 | PLASTIC LAMINATE | FORMICA LAMINATE OR APPROVED EQUAL | MANUFACTURER'S STANDARD SOLID COLOR TBD | PARK SUPPORT & STAGE BUILDING COUNTERTOPS & CABINETRY | 064116 PLASTIC LAMINATE | |
| | PL-02 | PLASTIC LAMINATE | FORMICA LAMINATE OR APPROVED EQUAL | MANUFACTURER'S STANDARD SOLID COLOR TBD | STAGE BUILDING COUNTERTOPS & CABINETRY | 064116 PLASTIC LAMINATE | |
| F | PT-XX | PAINT | | | | | |
| | PT-01 | PAINT | BENJAMIN MOORE | INTERIOR LATEX | WHITE (01) EGGSHELL FINISH N374 | INTERIOR WALLS/ NO VOC | 099100 PAINTING |
| | PT-02 | PAINT | BENJAMIN MOORE | INTERIOR LATEX | WHITE (01) FLAT FINISH N373 | INTERIOR CEILINGS/ NO VOC | 099100 PAINTING |
| | PT-03 | PAINT | BENJAMIN MOORE | INTERIOR LATEX | WHITE (01) SEMI-GLOSS N333 | HW, TRIM/ NO VOC | 099100 PAINTING |
| | PT-04 | PAINT | BENJAMIN MOORE | INTERIOR LATEX | WHITE (01) SEMI-GLOSS N333 | BATHROOM CEILINGS/ NO VOC | 099100 PAINTING |
| | PT-05 | PAINT | BENJAMIN MOORE | INTERIOR LATEX | COLOR TBD SEMI-GLOSS N333 | BATHROOM WALLS @ MEN'S ROOM UP TO 7'-0" / NO VOC | 099100 PAINTING |
| | PT-06 | PAINT | BENJAMIN MOORE | INTERIOR LATEX | COLOR TBD SEMI-GLOSS N333 | BATHROOM WALLS @ WOMEN'S ROOM UP TO 7'-0" / NO VOC | 099100 PAINTING |
| | PT-07 | PAINT | BENJAMIN MOORE | INTERIOR LATEX | COLOR TBD EGGSHELL FINISH N374 | BATHROOM WALLS @ MEN'S AND WOMEN'S ABOVE 7'-0" | 099100 PAINTING |
| | PT-08 | PAINT | BENJAMIN MOORE | INTERIOR LATEX | COLOR TBD FLAT FINISH N373 | BATHROOM CEILING @ METAL DECK | 099100 PAINTING |
| | PT-09 | PAINT | BENJAMIN MOORE | INTERIOR ALKID | COLOR TBD FLAT FINISH N373 | ALL INTERIOR EXPOSED STEEL | 099100 PAINTING |
| E | PT-10 | PAINT | BENJAMIN MOORE | INTERIOR LATEX | COLOR TBD EGGSHELL FINISH N374 | PANTRY & CREW COUNTERTOP WALLS, SEE INTERIOR ELEVATIONS | 099100 PAINTING |
| | PT-11 | PAINT | BENJAMIN MOORE | INTERIOR LATEX | COLOR TBD FLAT FINISH - TO MATCH RFG-01 AT INTERIOR ELEVATOR ENCLOSURE | STAIRS A & B RAILINGS AND TRIM | 099100 PAINTING |
| | PT-12 | PAINT | BENJAMIN MOORE | INTERIOR LATEX | COLOR TBD EGGSHELL FINISH N374 TO MATCH RFG-01 AT INTERIOR ELEVATOR ENCLOSURE | STAIRS A & B WALLS | 099100 PAINTING |
| | PX-XX | HIGH PERFORMANCE COATING | | | | | |
| | PX-05 | HIGH PERFORMANCE COATING | TNEMEC | 3 PART URETHANE EPOXY FINISH | GLOSS/CUSTOM COLOR | PARK SUPPORT CANOPY ALTERNATE #1 | 099600 HIGH PERFORMANCE COATINGS |
| | PX-06 | HIGH PERFORMANCE COATING | TNEMEC | 3 PART URETHANE EPOXY FINISH | GLOSS/CUSTOM COLOR | STAGE BUILDING STOREFRONT ALUMINUM PANEL | 099600 HIGH PERFORMANCE COATINGS |
| | PX-07 | HIGH PERFORMANCE COATING | TNEMEC | 3 PART URETHANE EPOXY FINISH | GLOSS/CUSTOM COLOR | PARK SUPPORT & STAGE BUILDING MISCELLANEOUS METAL TRIM | 099600 HIGH PERFORMANCE COATINGS |
| | RB-XX | RUBBER BASE | | | | | |
| | RB-01 | RUBBER BASE | JOHNSONITE BASEWORKS THERMOSET RUBBER | 4" BASE | MANUFACTURER'S STANDARD COLORS | PARK SUPPORT & STAGE BUILDING | 096513 RESILIENT BASE AND ACCESSORIES |
| | RFG-XX | ROOFING | | | | | |
| D | RFG-01 | ROOFING | METAL SALES 7/8" CORRUGATED ROOFING | GALVALUME 24 GAUGE | | STAGE BUILDING WALKWAY CEILING, CANOPY ROOF, ELEVATOR BULKHEAD ENCLOSURE, ELEVATOR SHAFT ENCLOSURE AT STAIR B... | 074110 METAL ROOF PANELS |
| | RFG-02 | ROOFING | FIRESTONE ULTRAPLY TPO ROOFING SYSTEM | .045" | WHITE | PARK SUPPORT & STAGE BUILDING | 075423 THERMOPLASTIC POLYOLEFIN ROOFING |
| | RFG-03 | ROOFING | HOT RUBBERIZED ASPHALT ROOFING SYSTEM HENRY 790-11 | | | STAGE BUILDING ROOF TERRACE | 071413 HOT FLUID-APPLIED RUBBERIZED ASPHALT |
| | RP-XX | ROOF PAVERS | | | | | |
| | RP-01 | ROOF PAVES | WAUSAU TECTURA DESIGNS PEDESTAL PAVES ON LEVELING SYSTEM | 24" X 24" PRECAST CONCRETE PAVES | EXPRESSIONS LINE STANDARD COLOR | STAGE BUILDING VIP TERRACE | 077600 PAVERS |
| | RP-02 | STAIR TREAD PAVES | WAUSAU TECTURA DESIGNS STAIR TREADS | PRECAST CONCRETE TO MATCH RP-01 | PAVER TO MATCH GR-01 | STAGE BUILDING STAIR C | 077600 PAVERS |
| | SF-XX | STOREFRONT | | | | | |
| | SF-01 | STOREFRONT | WAUSAU SUPERWALL SSG OR APPROVED EQUAL | | TO MATCH PX-07 | PARK SUPPORT & STAGE BUILDINGS | 084000 ALUMINUM FRAMED FACADE SYSTEMS |
| | SS-XX | SOLID SURFACE | | | | | |
| | SS-01 | CORIAN | | | MANUFACTURER'S STANDARD COLORS | STAGE BUILDING DRESSING ROOM BATHROOMS AND SHOWER ROOMS | 08460 CORIAN |
| C | STS-XX | STAINLESS STEEL | | | | | |
| | STS-03 | STAINLESS STEEL | 316 GRADE | 16 GAUGE PERFORATED PANELS, 58% OPEN 1/4" HOLES ON 5/16" CENTERS, INCLUDING SUBFRAME AND SUPPORTS | #4 | PARK SUPPORT ROOF SCREEN | 055223 MANUFACTURED ROOF GUARDRAIL |
| | WD-XX | WOOD | | | | | |
| | WD-04 | FIRE RETARDANT TREATED WESTERN RED CEDAR | MILLED WESTERN RED CEDAR CLEAR HEART GRADE | 2X12 LOUVER MILLED PROFILE AND ASSOCIATED 2X6 WOOD BLOCKING | WOODGUARD CLEAR OIL-BASED EXTERIOR FINISH | PARK SUPPORT CANOPY LOUVERS ALTERNATE #1 | 062013 EXTERIOR FINISH CARPENTRY |
| | WD-05 | WESTERN RED CEDAR | MILLED WESTERN RED CEDAR CLEAR HEART GRADE | AS NOTED ON DRAWINGS | WOODGUARD CLEAR OIL-BASED EXTERIOR FINISH | BENCH AT STAGE BUILDING ROOF TERRACE | 062013 EXTERIOR FINISH CARPENTRY |
| B | | | | | | | |
| | | | | | | | |
| | | | | | | | |
| | | | | | | | |
| | | | | | | | |
| | | | | | | | |
| | | | | | | | |
| | | | | | | | |
| | | | | | | | |
| | | | | | | | |
| A | | | | | | | |
| | | | | | | | |
| | | | | | | | |
| | | | | | | | |
| | | | | | | | |
| | | | | | | | |
| | | | | | | | |
| | | | | | | | |
| | | | | | | | |
| | | | | | | | |

NOTES

Approved Construction Plan
Name Date

Planning _____
Traffic _____
Fire _____

PROJECT INFORMATION
NORTH WATERFRONT PARK
10 COWAN STREET
WILMINGTON, NORTH CAROLINA

CITY OF WILMINGTON
Community Services Department
P.O. Box 1810, Wilmington, North Carolina 28402
City of Wilmington Project Code 3CPRK1860

Landscape Architecture = L
HARGREAVES JONES
180 Varick Street, Suite 204, New York, NY 10014
www.hargreavesjones.com
NC License #C-513

Architecture = A
SAGE & COOMBE ARCHITECTS
12-15 Vesny Street, 5th Floor, New York, NY 10013
www.sageandcoombe.com

Acoustic/Theater/AV = AT
OAP.P.C.
77 Water Street, New York NY 10015
www.anup.com

Civil Engineering = C
Structural Engineering = S
Geotechnical Engineering = G
STEWART
223 S. West Street, Suite 1100, Raleigh, NC 27603
www.stewartinc.com
NC License #C-1051

Environmental Engineering = EE
SOIL & ENVIRONMENTAL CONSULTANTS, PA
8412 Falls of Neuse Road, Suite 104, Raleigh, NC 27615
www.sandec.com
EAGLE RESOURCES
215 West Moore Street, Southport, NC 28461
www.eagleresources.com

Irrigation= I
CLARK IRRIGATION DESIGN & CONSULTING, INC
P.O. Box 693, Lenoir, VA 24553
www.clarkirrigationdesign.com

Landscape Soil = LS
LANDIS, PLLC
3608 Bentley Brook Dr. Raleigh, NC 2761 2
www.landisplc.com

Mechanical Engineering = M
Electrical Engineering = E
Plumbing Engineering = P
Fire Protection = F
CHEATHAM & ASSOCIATES , PA
3412 Enterprise Drive, Wilmington NC 28405
www.cheathamga.com
NC License #C-1073

Marine Structural Engineering = SM
ANDREW CONSULTING ENGINEERS
3811 Peachtree Avenue, Suite 300, Wilmington, NC 28403
www.andrewengineers.com

Water Fountain Design = WF
DELTA FOUNTAINS
11494 Columbia Park Dr. W., Suite 4, Jacksonville, FL32258
www.deltafountains.com

Lighting Design = EL
LILLOTSON DESIGN ASSOCIATES
40 Worth Street, Room 703, New York NY 10013
www.lillotsondesign.com

NOTES

PROJECT INFORMATION
NORTH WATERFRONT PARK
10 COWAN STREET
WILMINGTON, NORTH CAROLINA

CITY OF WILMINGTON
Community Services Department
PO Box 1810, Wilmington, North Carolina 28402
City of Wilmington Project Code 3CPRK1860

Landscape Architecture = L
HARGREAVES JONES
168 Varick Street, Suite 204, New York, NY 10014
www.hargreavesjonesla.com
NC License #C-513

Architecture = A
SAGE & CORMBE ARCHITECTS
12-15 Vesny Street
5th Floor, New York, NY 10013
www.sageandcormbe.com

Acoustic/Theater/AV = AT
7AP P.C. Street, New York NY 10015
www.anrp.com

Civil Engineering = C
Structural Engineering = S
Geotechnical Engineering = G
STEWART
223 S. West Street, Suite 1100, Raleigh, NC 27603
www.stewartinc.com
NC License #C-1051

Environmental Engineering = EE
SOIL & ENVIRONMENTAL CONSULTANTS, PA
8412 Falls of Neuse Road, Suite 104, Raleigh, NC 27615
www.sandec.com
EAGLE RESOURCES
215 West Moore Street, Southport, NC 28461
www.eagleresources.com

Irrigation = I
CLARK IRRIGATION DESIGN & CONSULTING, INC
P.O. Box 693, Lenoir, GA 30553
www.clarkirrigationdesign.com

Landscape Soil = LS
LANDIS, PLLC
3608 Bentley Brook Dr. Raleigh, NC 2761 2
www.landaplc.com

Mechanical Engineering = M
Electrical Engineering = E
Plumbing Engineering = P
Fire Protection = FT
CHEATHAM & ASSOCIATES , PA
3412 Enterprise Drive, Wilmington NC 28405
www.cheathamga.com
NC License #C-1073

Marine Structural Engineering = SM
ANDREW CONSULTING ENGINEERS
3611 Peachtree Avenue, Suite 300, Wilmington, NC 28403
www.andrewengineers.com

Water Fountain Design = WF
DELTA FOUNTAINS
11494 Columbia Park Dr. W., Suite 4, Jacksonville, FL 32258
www.deltafountains.com

Lighting Design = EL
TILLOTSON DESIGN ASSOCIATES
40 Worth Street, Room 703, New York NY 10013
www.tillotsondesign.com

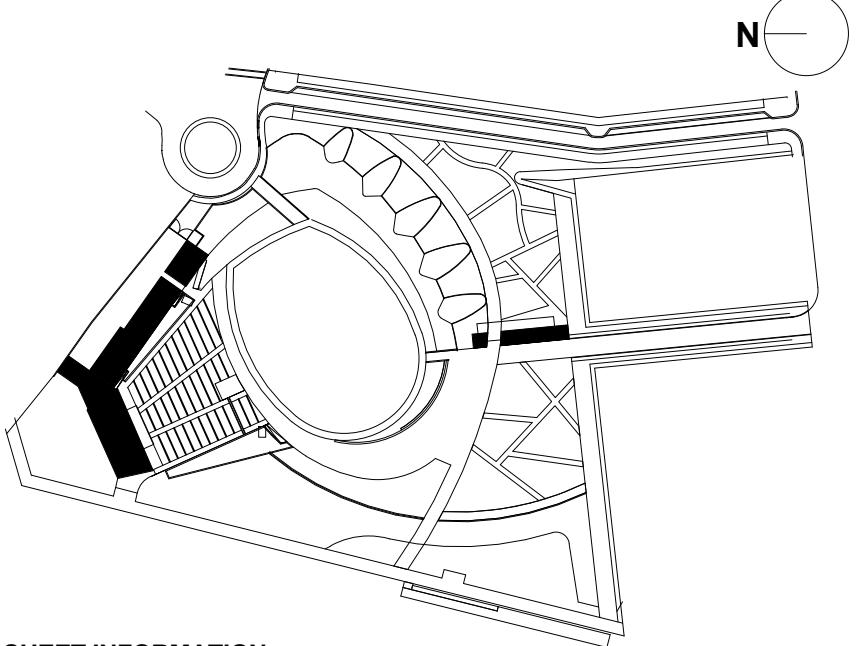
SEAL/SIGNATURE



ISSUE/REVISIONS

| NO. | DESCRIPTION | DATE |
|-----|------------------------------------|------------|
| 1 | SCHEMATIC DESIGN | 03/09/2018 |
| 2 | DESIGN DEVELOPMENT | 07/13/2018 |
| 3 | 30% CONSTRUCTION DOCUMENTS P3 & P4 | 06/07/2019 |
| 4 | 60% CONSTRUCTION DOCUMENTS P4 | 07/12/2019 |
| 5 | 80% CONSTRUCTION DOCUMENTS P3 | 07/26/2019 |
| 6 | 95% CONSTRUCTION DOCUMENTS P4 | 08/23/2019 |
| 7 | 95% CONSTRUCTION DOCUMENTS P3 & P4 | 12/04/2019 |
| | | |
| | | |
| | | |

KEY MAP



SHEET INFORMATION

Project No.: NWP 1701
Drawn By: HN
Checked By: PC DWH
Date: 12/04/2019
Scale:

SHEET TITLE

ARCHITECTURE FINISH,
EQUIPMENT,
ACCESSORIES & FIXTURE
SCHEDULES

SHEET NO.

A-832-P3

| ROOM FINISH SCHEDULE STAGE BUILDING | | | | | | | | | | | | | | | | |
|-------------------------------------|--------------------|----------|-------------|--------------------------|--------------------------|--------------------|---------------------|-------------|-------|-------|-------|----------|--------|--------|---|--|
| NUMBER | NAME | SUBFLOOR | FINISH | WALL | | | | BASE FINISH | | | | CEILING | | | COMMENTS | |
| | | | | N | S | E | W | N | S | E | W | MATERIAL | FINISH | RATING | | |
| 130 | STAIR A | CONCRETE | CON-07 | GWB-01/PT-01 | GWB-01/PT-01 | GWB-01/PT-01 | GWB-01/PT-01 | RB-01 | RB-01 | RB-01 | RB-01 | GWB-01 | PT-02 | - | | |
| 131 | PRODUCTION OFFICE | CONCRETE | CON-07 | GWB-01/PT-01 | GWB-01/PT-01 | GWB-01/PT-01 | GWB-01/PT-01 | RB-01 | RB-01 | RB-01 | RB-01 | ACT-01 | - | - | | |
| 132 | VENUE OFFICE | CONCRETE | CON-07 | GWB-01/PT-01 | GWB-01/PT-01 | GWB-01/PT-01 | GWB-01/PT-01 | RB-01 | RB-01 | RB-01 | RB-01 | ACT-01 | - | - | | |
| 133 | OFFICE | CONCRETE | CON-07 | GWB-01/PT-01 | GWB-01/PT-01 | GWB-01/PT-01 | GWB-01/PT-01 | RB-01 | RB-01 | RB-01 | RB-01 | ACT-01 | - | - | | |
| 134 | LAV | CONCRETE | CON-07 | GWB-01/PT-04/CT-05 | GWB-01/PT-04 | GWB-01/PT-04 | GWB-01/PT-04 | EF-01 | EF-01 | EF-01 | EF-01 | GWB-01 | PT-04 | - | | |
| 135 | PANTRY | CONCRETE | CON-07 | GWB-01/PT-01 | GWB-01/PT-10 | GWB-01/PT-01 | GWB-01/PT-01 | EF-01 | EF-01 | EF-01 | EF-01 | ACT-01 | - | - | | |
| 136 | CREW | CONCRETE | LVT-01 | GWB-01/PT-01 | GWB-01/PT-01 | GWB-01/PT-01 | GWB-01/PT-01 | RB-01 | RB-01 | RB-01 | RB-01 | ACT-01 | - | - | | |
| 137 | STORAGE | CONCRETE | CON-07 | GWB-01/PT-01 | GWB-01/PT-01 | GWB-01/PT-01 | GWB-01/PT-01 | RB-01 | RB-01 | RB-01 | RB-01 | ACT-01 | - | - | | |
| 138 | IT LN | CONCRETE | CON-07 | GWB-01/PT-01 | GWB-01/PT-01 | GWB-01/PT-01 | GWB-01/PT-01 | RB-01 | RB-01 | RB-01 | RB-01 | MTL DECK | PT-02 | - | | |
| 139 | ELEC LN | CONCRETE | CON-07 | GWB-01/PT-01 | GWB-01/PT-01 | GWB-01/PT-01 | GWB-01/PT-01 | RB-01 | RB-01 | RB-01 | RB-01 | MTL DECK | PT-02 | - | | |
| 140 | MECH/ FIRE PUMP | CONCRETE | CON-07 | GWB-01/PT-01 | GWB-01/PT-01 | GWB-01/PT-01 | GWB-01/PT-01 | RB-01 | RB-01 | RB-01 | RB-01 | MTL DECK | PT-02 | - | | |
| 141 | STAIR B | CONCRETE | CON-07 | GWB-01/PT-01 | GWB-01/PT-01 | GWB-01/PT-01 | GWB-01/PT-01 | RB-01 | RB-01 | RB-01 | RB-01 | GWB-01 | PT-02 | - | | |
| 142 | VIP VESTIBULE | CONCRETE | CON-07 | RFQ-01 | SF-01/GWB-01/PT-01 | GWB-01/PT-01 | GWB-01/PT-01 | RB-01 | RB-01 | RB-01 | RB-01 | GWB-01 | PT-02 | - | | |
| 145 | VESTIBULE | CONCRETE | CON-07 | GWB-01/PT-01 | GWB-01/PT-01 | GWB-01/PT-01 | GWB-01/PT-01 | RB-01 | RB-01 | RB-01 | RB-01 | GWB-01 | PT-02 | - | | |
| 146 | ELEV. MACHINE ROOM | CONCRETE | CON-07 | GWB-01/PT-01 | GWB-01/PT-01 | GWB-01/PT-01 | GWB-01/PT-01 | RB-01 | RB-01 | RB-01 | RB-01 | MTL DECK | PT-02 | - | | |
| 147 | WOMEN'S LAV | CONCRETE | EF-01 | GWB-01/PT-06/PT-07/CT-02 | GWB-01/PT-06/PT-07/CT-02 | GWB-01/PT-07/CT-02 | GWB-01/PT-07/CT-02 | EF-01 | EF-01 | EF-01 | EF-01 | MTL DECK | PT-08 | - | TILE UP TO 7'-3" ON WET & HAND DRYER WALLS, PT-06 UP TO 7'-3" FOR ALL OTHER WALLS, PT-07 ABOVE 7'-3", REF. INT. ELEV. | |
| 148 | MEN'S LAV | CONCRETE | EF-01 | GWB-01/PT-05/PT-07/CT-01 | GWB-01/PT-05/PT-07/CT-01 | GWB-01/PT-07/CT-01 | GWB-01/PT-07/CT-01 | EF-01 | EF-01 | EF-01 | EF-01 | MTL DECK | PT-08 | - | TILE UP TO 7'-3" ON WET & HAND DRYER WALLS, PT-05 UP TO 7'-3" FOR ALL OTHER WALLS, PT-07 ABOVE 7'-3", REF. INT. ELEV. | |
| 149 | ELEC C.O.W. | CONCRETE | CON-07 | GWB-01/PT-01 | GWB-01/PT-01 | GWB-01/PT-01 | GWB-01/PT-01 | RB-01 | RB-01 | RB-01 | RB-01 | MTL DECK | PT-02 | - | | |
| 150 | TOURING OFFICE | CONCRETE | CON-07 | GWB-01/PT-01 | GWB-01/PT-01 | GWB-01/PT-01 | GWB-01/PT-01 | RB-01 | RB-01 | RB-01 | RB-01 | ACT-01 | - | - | | |
| 151 | VESTIBULE | CONCRETE | CON-07 | GWB-01/PT-01 | GWB-01/PT-01 | GWB-01/PT-01 | GWB-01/PT-01 | RB-01 | RB-01 | RB-01 | RB-01 | ACT-01 | - | - | | |
| 152 | LAUNDRY | CONCRETE | CON-07 | GWB-01/PT-01 | GWB-01/PT-01 | GWB-01/PT-01 | GWB-01/PT-01 | RB-01 | RB-01 | RB-01 | RB-01 | ACT-01 | - | - | | |
| 153 | WOMEN'S LAV | CONCRETE | EF-01 | GWB-01/PT-04 | GWB-01/PT-04 | GWB-01/PT-04/CT-04 | GWB-01/PT-04 | EF-01 | EF-01 | EF-01 | EF-01 | GWB-01 | PT-04 | - | TILE UP TO 40" ON WET WALL | |
| 154 | MEN'S LAV | CONCRETE | EF-01 | GWB-01/PT-04 | GWB-01/PT-04 | GWB-01/PT-04 | GWB-01/PT-04/CT-05 | EF-01 | EF-01 | EF-01 | EF-01 | GWB-01 | PT-04 | - | TILE UP TO 40" ON WET WALL | |
| 155 | CORRIDOR | CONCRETE | CON-07 | GWB-01/PT-01 | GWB-01/PT-01 | GWB-01/PT-01 | GWB-01/PT-01 | RB-01 | RB-01 | RB-01 | RB-01 | ACT-01 | - | - | | |
| 156 | SHOWER 1 | CONCRETE | EF-01 | GWB-01/PT-04/SS-01 | GWB-01/PT-04/SS-01 | GWB-01/PT-04/SS-01 | GWB-01/PT-04/SS-01 | SS-01 | SS-01 | SS-01 | SS-01 | GWB-01 | PT-04 | - | SS-01 IN SHOWER UP TO 7'-2" | |
| 157 | SHOWER 2 | CONCRETE | EF-01 | GWB-01/PT-04/SS-01 | GWB-01/PT-04/SS-01 | GWB-01/PT-04/SS-01 | GWB-01/PT-04/SS-01 | SS-01 | SS-01 | SS-01 | SS-01 | GWB-01 | PT-04 | - | SS-01 IN SHOWER UP TO 7'-2" | |
| 158 | SHOWER 3 | CONCRETE | EF-01 | GWB-01/PT-04 | GWB-01/PT-04/SS-01 | GWB-01/PT-04/SS-01 | GWB-01/PT-04/SS-01 | SS-01 | SS-01 | SS-01 | SS-01 | GWB-01 | PT-04 | - | SS-01 IN SHOWER UP TO 7'-2" | |
| 159 | SHOWER 4 | CONCRETE | EF-01 | GWB-01/PT-04 | GWB-01/PT-04/SS-01 | GWB-01/PT-04/SS-01 | GWB-01/PT-04/SS-01 | SS-01 | SS-01 | SS-01 | SS-01 | GWB-01 | PT-04 | - | SS-01 IN SHOWER UP TO 7'-2" | |
| 160 | BATH 1 | CONCRETE | CON-08 | GWB-01/PT-04 | GWB-01/PT-04 | GWB-01/PT-04/SS-01 | GWB-01/PT-04/SS-01 | SS-01 | SS-01 | SS-01 | SS-01 | GWB-01 | PT-04 | - | SS-01 UP TO 40" ON WET WALL, SS-01 IN SHOWER UP TO 7'-2" | |
| 161 | DRESSING 1 | CONCRETE | CON-07 | GWB-01/PT-01 | GWB-01/PT-01 | EQ-05 | GWB-01/PT-01 | RB-01 | RB-01 | RB-01 | RB-01 | ACT-01 | - | - | EAST WALL IS FOLDING PARTITION EQ-05 | |
| 162 | BATH 2 | CONCRETE | CON-08 | GWB-01/PT-04 | GWB-01/PT-04 | GWB-01/PT-04/SS-01 | GWB-01/PT-04/SS-01 | SS-01 | SS-01 | SS-01 | SS-01 | GWB-01 | PT-04 | - | SS-01 UP TO 40" ON WET WALL, SS-01 IN SHOWER UP TO 7'-2" | |
| 163 | DRESSING 2 | CONCRETE | CON-07 | GWB-01/PT-01 | GWB-01/PT-01 | GWB-01/PT-01 | GWB-01/PT-01 | RB-01 | RB-01 | RB-01 | RB-01 | ACT-01 | - | - | WEST WALL IS FOLDING PARTITION EQ-05 | |
| 164 | BATH 3 | CONCRETE | CON-08 | GWB-01/PT-04 | GWB-01/PT-04 | GWB-01/PT-04/SS-01 | GWB-01/PT-04/SS-01 | SS-01 | SS-01 | SS-01 | SS-01 | GWB-01 | PT-04 | - | SS-01 UP TO 40" ON WET WALL, SS-01 IN SHOWER UP TO 7'-2" | |
| 165 | DRESSING 3 | CONCRETE | CON-07 | GWB-01/PT-01 | GWB-01/PT-01 | GWB-01/PT-01 | GWB-01/PT-01 | RB-01 | RB-01 | RB-01 | RB-01 | ACT-01 | - | - | | |
| 166 | BATH 4 | CONCRETE | CON-08 | GWB-01/PT-04 | GWB-01/PT-04 | GWB-01/PT-04/SS-01 | GWB-01/PT-04/SS-01 | SS-01 | SS-01 | SS-01 | SS-01 | GWB-01 | PT-04 | - | SS-01 UP TO 40" ON WET WALL, SS-01 IN SHOWER UP TO 7'-2" | |
| 167 | DRESSING 4 | CONCRETE | CON-07 | GWB-01/PT-01 | GWB-01/PT-01 | GWB-01/PT-01 | GWB-01/PT-01 | RB-01 | RB-01 | RB-01 | RB-01 | ACT-01 | - | - | | |
| 168 | BATH 5 | CONCRETE | CON-08 | GWB-01/PT-04 | GWB-01/PT-04 | GWB-01/PT-04/SS-01 | GWB-01/PT-04/SS-01 | SS-01 | SS-01 | SS-01 | SS-01 | GWB-01 | PT-04 | - | SS-01 UP TO 40" ON WET WALL, SS-01 IN SHOWER UP TO 7'-2" | |
| 169 | DRESSING 5 | CONCRETE | CON-07 | GWB-01/PT-01 | GWB-01/PT-01 | GWB-01/PT-01 | GWB-01/PT-01 | RB-01 | RB-01 | RB-01 | RB-01 | ACT-01 | - | - | | |
| 170 | BATH 6 | CONCRETE | CON-08 | GWB-01/PT-04 | GWB-01/PT-04 | GWB-01/PT-04/SS-01 | GWB-01/PT-04/SS-01 | SS-01 | SS-01 | SS-01 | SS-01 | GWB-01 | PT-04 | - | SS-01 UP TO 40" ON WET WALL, SS-01 IN SHOWER UP TO 7'-2" | |
| 171 | DRESSING 6 | CONCRETE | CON-07 | GWB-01/PT-01 | GWB-01/PT-01 | GWB-01/PT-01 | GWB-01/PT-01 | RB-01 | RB-01 | RB-01 | RB-01 | ACT-01 | - | - | | |
| 172 | CORRIDOR | CONCRETE | CON-07 | GWB-01/PT-01 | GWB-01/PT-01 | GWB-01/PT-01 | GWB-01/PT-01 | RB-01 | RB-01 | RB-01 | RB-01 | ACT-01 | - | - | ALUMINUM CHAIR RAIL ON WALLS, REF. 9/A-701 | |
| 173 | VIP WOMEN'S LAV | CONCRETE | CON-08 | GWB-01/PT-04/CT-03 | GWB-01/PT-04/CT-03 | GWB-01/PT-04/CT-03 | GWB-01/PT-04/CT-03 | - | - | - | - | GWB-01 | PT-04 | - | TILE UP TO 40" | |
| 174 | VIP MEN'S LAV | CONCRETE | CON-08 | GWB-01/PT-04/CT-03 | GWB-01/PT-04/CT-03 | GWB-01/PT-04/CT-03 | GWB-01/PT-04/CT-03 | - | - | - | - | GWB-01 | PT-04 | - | TILE UP TO 40" | |
| 175 | VIP VESTIBULE | CONCRETE | CON-07 | RFQ-01 | SF-01/GWB-01/PT-01 | SF-01/GWB-01/PT-01 | RFQ-01/GWB-01/PT-01 | - | - | - | - | GWB-01 | PT-02 | - | | |
| 177 | VIP TERRACE | CONCRETE | RP-01/GL-04 | - | - | - | SF-01 | - | - | - | - | - | - | - | | |

| ROOM FINISH SCHEDULE PARK SUPPORT | | | | | | | | | | | | | | | | |
|-----------------------------------|----------------|----------|--------|--------------|--------------|--------------|--------------|-------------|-------|-------|-------|----------|--------|--------|-------------------------------------|--|
| NUMBER | NAME | FLOOR | | WALL | | | | BASE FINISH | | | | CEILING | | | COMMENTS | |
| | | SUBFLOOR | FINISH | N | S | E | W | N | S | E | W | MATERIAL | FINISH | RATING | | |
| 100 | CATERING | CONCRETE | CON-07 | GWB-01/PT-01 | GWB-01/PT-01 | GWB-01/PT-01 | GWB-01/PT-01 | RB-01 | RB-01 | RB-01 | RB-01 | ACT-02 | - | - | | |
| 101 | PARK OFFICE | CONCRETE | CON-07 | GWB-01/PT-01 | GWB-01/PT-01 | GWB-01/PT-01 | GWB-01/PT-01 | RB-01 | RB-01 | RB-01 | RB-01 | GWB-01 | PT-02 | - | | |
| 102 | MEN'S LAV | CONCRETE | EF-01 | GWB-02/CT-01 | GWB-02/CT-06 | GWB-02/CT-06 | GWB-02/CT-06 | EF-01 | EF-01 | EF-01 | EF-01 | MTL DECK | PT-08 | - | TILE UP TO 7'-1", PT-07 ABOVE 7'-2" | |
| 103 | MECHANICAL | CONCRETE | CON-07 | GWB-01/PT-01 | GWB-01/PT-01 | GWB-01/PT-01 | GWB-01/PT-01 | RB-01 | RB-01 | RB-01 | RB-01 | MTL DECK | PT-02 | - | | |
| 104 | WOMEN'S LAV | CONCRETE | EF-01 | GWB-02/CT-06 | GWB-02/CT-02 | GWB-02/CT-06 | GWB-02/CT-06 | EF-01 | EF-01 | EF-01 | EF-01 | MTL DECK | PT-08 | - | TILE UP TO 7'-1", PT-07 ABOVE 7'-2" | |
| 105 | BOX OFFICE | CONCRETE | CON-07 | GWB-01/PT-01 | GWB-01/PT-01 | GWB-01/PT-01 | GWB-01/PT-01 | RB-01 | RB-01 | RB-01 | RB-01 | ACT-01 | - | - | | |
| 106 | PRIVATE OFFICE | CONCRETE | CON-07 | GWB-01/PT-01 | GWB-01/PT-01 | GWB-01/PT-01 | GWB-01/PT-01 | RB-01 | RB-01 | RB-01 | RB-01 | ACT-01 | - | - | | |
| 107 | ENTRY | CONCRETE | CON-07 | GWB-01/PT-01 | GWB-01/PT-01 | GWB-01/PT-01 | GWB-01/PT-01 | RB-01 | RB-01 | RB-01 | RB-01 | ACT-01 | - | - | | |

| STAGE BUILDING & PARK SUPPORT BATHROOM ACCESSORIES SCHEDULE | | | | | | | | | | |
|---|-------------------------|----------------------|--|--|--|---------------------------------|--|---|-----------|-----------------------------|
| DESIGNATION | ITEM | MANUFACTURER/PRODUCT | | MODEL # | | FINISH & COLOR | | REMARKS/LOCATION | | SPECIFICATION SECTION |
| A-01 | TOILET TISSUE DISPENSER | BOBRICK | | B-2888 | | #4 STAINLESS STEEL | | 1 PER TOILET | | 10 2800 TOILET ACCESSORIES |
| A-02 | SOAP DISPENSER | BOBRICK | | B-4112 | | #4 STAINLESS STEEL | | 1 PER TOILET | 10 LAVS | 10 2800 TOILET ACCESSORIES |
| A-03 | HAND DRYER | DYSON | | AIRBLADE DB | | WHITE | | PER DRAWINGS | | 10 2800 TOILET ACCESSORIES |
| A-04 | MIRROR | BOBRICK | | B-1556 (23-1/2" X 35-1/2") | | #4 STAINLESS STEEL | | 1 PER LAV | | 10 2800 TOILET ACCESSORIES |
| A-05 | GRAB BARS | BOBRICK | | B-5806 X 18", ,5806 X 36", ,B-5806 X 42" | | #4 STAINLESS STEEL | | 1 SET PER ACCESSIBLE TOILET COMPARTMENT | PER PLANS | 10 2800 TOILET ACCESSORIES |
| A-06 | BABY CHANGING STATION | KOALA KARE | | KB110-SSWM | | #4 STAINLESS STEEL | | 1 PER BTHROOM | | 10 2800 TOILET ACCESSORIES |
| A-07 | TOILET PARTITION | SCRANTON PRODUCTS | | ECLIPSE PARTITIONS, 72" FLOOR MOUNTED, OVERHEAD BRACED | | HDPF, MULTIPLE COLORS | | PER PLANS | | 102 113 TOILET COMPARTMENTS |
| A-08 | SHOWER CURTAIN ROD | BOBRICK | | HEAT-DUTY SHOWER CURTAIN ROD W/ CONCEALED MOUNTING, B207 | | STAINLESS STEEL W/ SATIN FINISH | | 1 PER SHOWER | | 10 2800 TOILET ACCESSORIES |
| A-09 | TOWEL BAR | BOBRICK | | TOWEL BAR B-545 | | STAINLESS STEEL W/ SATIN FINISH | | 1 PER RSW 156, 157, 158, 159 | | 10 2800 TOILET ACCESSORIES |
| A-10 | PAPER TOWEL DISPENSER | BOBRICK | | PAPER TOWEL DISPENSER B-4262 | | STAINLESS STEEL W/ SATIN FINISH | | | | 10 2800 TOILET ACCESSORIES |